

Genie® S®-40 HF & S-45 HF

Specifications

Models	S-40 HF		S-45 HF	
Measurements	US	Metric	US	Metric
Working height max. ⁽¹⁾	45 ft 6 in	13.87 m	50 ft 6 in	15.56 m
Platform height max.	39 ft 6 in	12.04 m	44 ft 6 in	13.56 m
Horizontal reach max.	28 ft 11 in	8.81 m	34 ft	10.36 m
Below ground reach	1 ft	0.30 m	4 ft 2 in	1.27 m
A Platform length (8 ft/6 ft)	3 ft/2 ft 6 in	0.91 m/0.76 m	3 ft/2 ft 6 in	0.91 m/0.76 m
B Platform width (8 ft/6 ft)	8 ft/6 ft	2.44 m/1.83 m	8 ft/6 ft	2.44 m/1.83 m
C Height - stowed (tires)	8 ft 3 in	2.51 m	8 ft 3 in	2.51 m
D Length - stowed (tires)	26 ft 4 in	8.03 m	31 ft 1 in	9.47 m
E Width (tires)	8 ft 5 in	2.56 m	8 ft 5 in	2.56 m
F Wheelbase	8 ft 1 in	2.46 m	8 ft 1 in	2.46 m
G Ground clearance - center (tires)	12.5 in	0.32 m	12.5 in	0.32 m
H Height under counterweight	3 ft 4 in	1.02 m	3 ft 4 in	1.02 m

Productivity

Lift capacity max. - unrestricted	600 lb	272 kg	600 lb	272 kg
Number of Platform Occupants	2			
Platform rotation	160°			
Vertical jib rotation (up/down)	-		133°	
Turntable rotation	360°			
Turntable tailswing	36 in	0.91 m	36 in	0.91 m
Drive speed - stowed (tires)	4.0 mph	6.4 km/h	4.0 mph	6.4 km/h
Drive speed - raised (tires)	0.68 mph	1.1 km/h	0.68 mph	1.1 km/h
Gradeability - stowed ⁽²⁾	45%			
Tilt sensor activation (front to back/side to side)	5°/5°			
Turning radius - inside/outside (tires)	6 ft 9 in/17 ft 3 in	2.06 m/5.26 m	6 ft 9 in/17 ft 3 in	2.06 m/5.26 m
Tires	33/16LL500			

Power

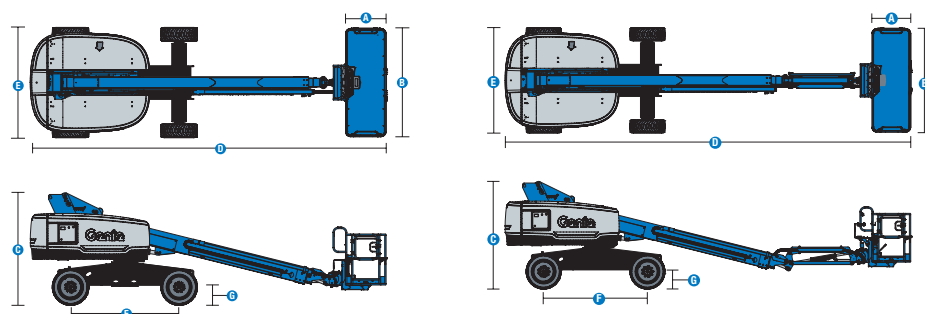
Power	Diesel			
Hydraulic tank capacity	38 gal	144 L	38 gal	144 L
Fuel tank capacity	35 gal	132 L	35 gal	132 L

Weight⁽³⁾ and Floor Loading⁽⁴⁾

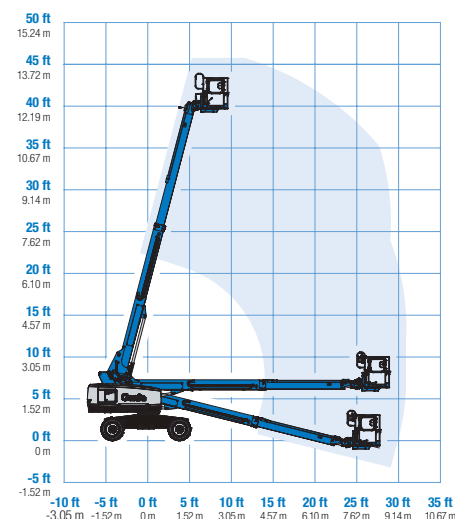
Weight (tires)	13,544 lb	6,143 kg	15,720 lb	7,130 kg
Tire contact pressure	38 psi	262 kPa	38 psi	262 kPa
Occupied floor pressure (tires)	155 psf	7.44 kPa	180 psf	8.63 kPa

Sound and Vibration Levels

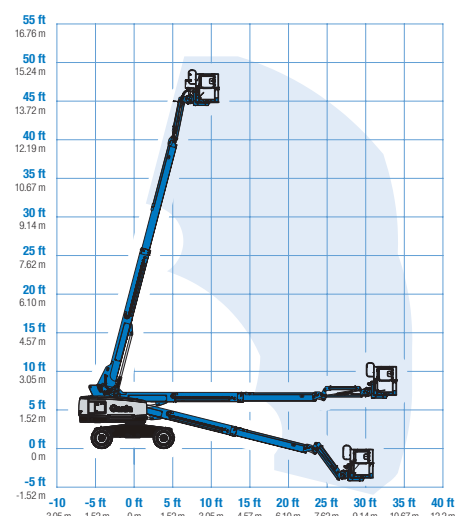
Sound Pressure level (ground workstation)	89 dBA
Sound Pressure level (platform workstation)	77 dBA
Vibrations	< 2.5 m/s ²



Range of motion S-40 HF



Range of motion S-45 HF



(1) The metric equivalent of working height adds 2 m to platform height. The imperial equivalent adds 6 ft to platform height.

(2) Gradeability applies to driving on slopes and may vary depending on options and machine configurations. See operator's manual for details regarding slope ratings.

(3) Weight refers to standard configuration and may vary depending on options and/or country standards.

(4) Floor loading information is approximate and may vary depending on options and machine configurations. It should be used only with adequate safety factors.

Genie® S® -40 HF & S-45 HF

SKU: Standard Model

- S-40 HF, 4WD*

* Build to Order

SKU: Standard Model

- S-45 HF, 4WD*

Option availability		S	S+	BtO
Power	49 hp, 37 kW, Deutz D2.9L, Diesel, T4f			✓
	49 hp, 37 kW, Perkins 404F-E22T, Turbo Diesel, T4f			○
	60 hp, 45 kW, Ford 2.5L, Gas/LPG			○
	Cold weather package			○
	Positive air shutdown system			○
	Anti-restart engine protection			✓
	Auto engine fault shutdown			✓
	Diesel air intake pre-cleaner			✓
	In cylinder glow plug (diesel only)			✓
				✓
Platform	6ft/1.83m dual-entry platform with side swing gate			○
	8ft/2.44m tri-entry platform with side swing gate			✓
	6ft/1.83m Aircraft protection platform with sliding mid-rail			○
	6ft/1.83m Aircraft protection platform with side swing gate			○
	Dual axis joystick steering			✓
	Thumb rocker steering			○
	Air line to platform			○
	Control box covers			○
	Light Package: drive and work lights			○
	Platform auxiliary top rail			○
	Lift Guard Half Mesh panels			○
	Lift Guard Full Mesh panels			○
	Lift Power 3kW AC Generator, 110V/60Hz			○
	Lift Power 3kW AC Generator, 220V/50Hz			○
	Lift Power 12kW Welder Ready			○
	Lincoln welder			○
	Miller welder			○
	Drive enable system			✓
	Horn			✓
	Lift Guard Contact Alarm			✓
	Lift Tools Work Tray			✓
	Platform load sense system			✓
Chassis	Proportional controls			✓
	Self-leveling platform			✓
	Lift Connect Telematics			✓
	Lift Connect with Access Manager upgrade			○
	Biodegradable hydraulic oil			○
	Cold weather hydraulic oil			○
	Fire resistant hydraulic oil			○
	High floatation, air-filled tires			○
	Deluxe hostile environment kit			○
	Hostile environment kit			○
	LPG tank 33.5 lb			○
	Tow package			○
	Active oscillating axle			✓
	Alarm package: includes flashing beacon and travel alarm			✓
	Descent, tilt and motion alarm			✓
	Dual battery system			✓
	Hour meter			✓
	Hydraulic oil cooler			✓
	Tech Pro Link connector			✓
	Wheel motors 2 speed			✓

Lincoln or Miller welder require Lift Power 12 kW Welder Ready
Positive air shutdown system for Deutz engines only

- S** Standard
- S+** Standard +
- BtO** Build to Order
- ✓ Standard Features
- Options



Sensitive Terrains



Rugged
Terrainability



660lb/300kg
Capacity Jib



Genie Genuine Accessories⁽¹⁾

- Lift Tools Productivity Tools
- Lift Connect Telematics
- Tech Pro Link Handheld Device

(1) More accessories available from Genie Genuine Parts.

Product specifications are subject to change without notice or obligation. Photographs and/or drawings herein are for illustrative purposes only. Refer to the appropriate Operator's Manual for instructions on proper equipment use. Failure to follow instructions in the Operator's Manual may result in serious injury or death. The only warranty applicable to our equipment is the standard written warranty applicable to the particular product and sale and we make no other warranty, express or implied. Products and services listed may be trademarks, service marks or trade names of Terex Corporation and/or their subsidiaries in the USA and many other countries. Terex, Genie, Quality By Design, Xtra Capacity, Lift Power, Lift Guard, Lift Tools, Lift Connect and Tech Pro Link are registered trademarks of Terex Corporation or its subsidiaries.

Updated 11/21



A TEREX BRAND
© 2021 Terex Corporation

QUALITY ^{BY} DESIGN