

Magnum Force Series Horizontal Hog



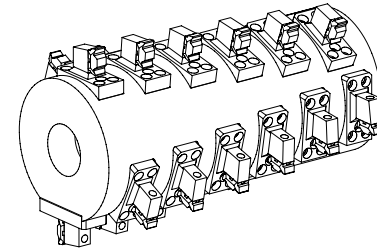
4800

Specifications

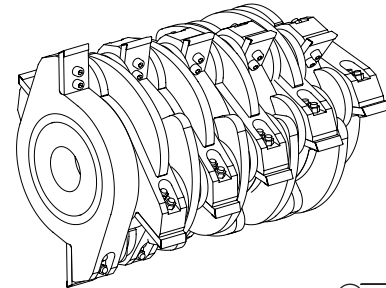
Overall		
Length	48' 6" travel, 61' 0" operation	
Height	13' 2"	
Width	10' 10"	
Weight	89,000 – 97,000 pounds	
Feed Conveyor		
Length	16'	
Width	60"	
Rotor		
	Forged	Solid Steel
Length	60"	60"
Diameter	50"	50"
Wall thickness	4"	4"
Strikers	24	20
Hammer weight	57 pounds, each	N/A
Tips, reversible	5 pounds, each	25 pounds, each
Weight	12,500 pounds	19,000 (as shown)
Discharge Conveyor		
Length	50' 0"	
Width	60"	
Discharge height	17'	
Throughput		
	up to 200 tons/hour	
Power		
	CAT 3412E, 1050 HP	
Drive		
	V-belt complete; 12-groove, 8-V, with guard	
Fuel Tank		
	310 gallons	
Electrical		
	Radio remote control for all functions, with full, independent mechanical backup; 3 E-stops placed around machine; CAT engine RPM sensor regulates feed system	

Options

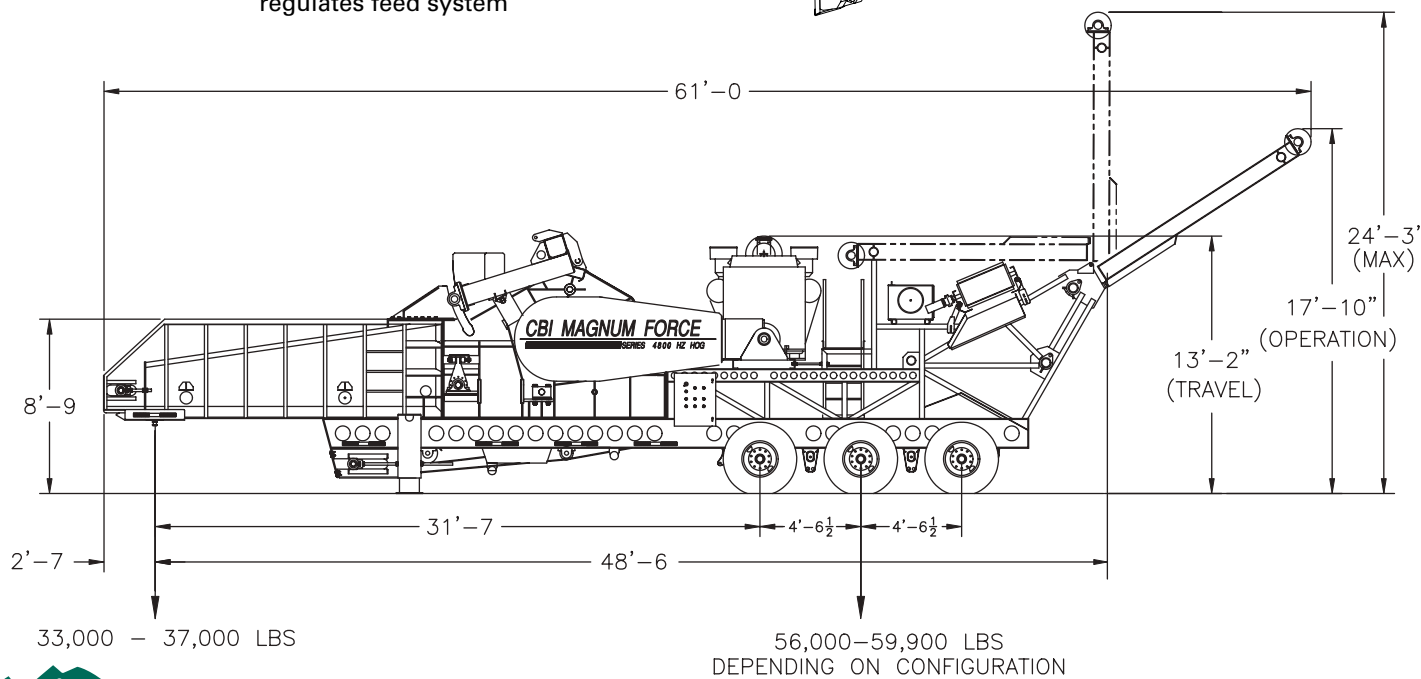
Flexxaire Fan	Blades reverse pitch every five minutes, reversing airflow automatically to keep radiator clean, eliminating costly shutdown
Magnet Head Pulley	With aluminum diverter chute
Overband Magnet	With metal chute and bolt-on quick disconnect hydraulics. Can remain on during transport.



Forged steel rotor, with bolt-on hammers and tips, is designed for yard waste, stumps, and logs.



Solid steel rotor with optional Brute Package and bolt-on strikers. Perfect for contaminated C&D, railroad ties, telephone poles, etc.



Features

- Lowest operating cost – <\$1.00/ton
- Highest throughput – up to 200 tons/hour
- Choice of two rotor configurations
- CAT® 1050 HP diesel engine
- Full radio remote control
- Built-in pre-screener for by-pass of abrasive fines
- Shear pin protection
- Limited 5 year, 10,000 hour warranty on frame and rotor components



Description

The Magnum Force Series 4800 Horizontal Hog is the undisputed world champion of extreme duty portable Hogs. Featuring an exceptionally strong yet light chassis, and the option of two application-specific rotor packages, the 4800 delivers both the rugged durability needed for processing metal and aggregate contaminated waste, and unrivaled portability in over-the-road transport. The 4800 grinds full-length trees, stumps and brush, yard waste, contaminated C&D, telephone poles and railroad ties at an unbeatable throughput rate of up to 200 tons/hour. As with all CBI products, every feature and component is designed for the longest wear life, easiest maintenance, and lowest cost of operation available.

Trailer Frame

The trailer frame features a wide flange and tubular lattice structure for high rigidity and strength while greatly reducing weight. The tri-axle features a Hutchens H9700-50 suspension and a 9' 6" tire spread. Six super-single wheels with Michelin 425-65R22.5 tires provide a smooth, reliable ride, and good flotation on the job site; and, because debris can't be trapped – as often happens in the space between dual tires – there's significantly less chance of blowouts. Two front stabilizers with 5" cylinders provide the necessary stabilization and leveling flexibility for any site.

Feed Conveyor

The 16' long x 60" wide feed conveyor has a fluted (funneling) high troughing design, which aids in continuous feed to the hog chamber. Its open-ended design and extra large capacity simplifies feeding full-length materials or large material surges. A dual, upper and lower feed roll system powered by four heavy-duty, high-torque planetary and direct hydraulic drives, provides continuous, positive feed for large, bulky materials such as whole trees, logs, telephone poles, stumps, or railroad ties. The upper roller crush force is adjustable by radio control. The entire feed system is load regulated.

Hog Chamber, Rotor, and Anvil

The hog chamber is a heavy-duty reinforced housing with 100% continuous welds, providing maximum corrosion resistance, and the ultimate in rigidity and strength. Bolt-in, Hardox 400 wear liners simplify maintenance.

A choice of two application-specific downturn rotor designs is available. The first, a 48" diameter, 4" thick high strength forged steel rotor, with bolt-on hammers and tips is designed for yard waste, stumps and logs. The second, a solid steel rotor with bolt-on striker bars, is used for contaminated materials, such as C&D, railroad ties, telephone poles, and sawmill cleanup. Both rotors are operated at 700 to 1100 RPM, providing high tolerance to steel while reducing wear, and achieving the lowest possible operating cost. The forged rotor has 24 machine pockets to accept CBI's patented hammer and tip combination. Each hammer is bolted to the rotor core and the reversible tip is bolted to the hammer; an extremely rugged construction, designed for long life and easy maintenance. Both hammer and tip are engineered with a unique breakaway feature for full and effective protection against tramp metal. In case of release, one man can quickly replace defective parts and be up and running with little time lost. The superior clampload of hammer and tip design prevent items from becoming loose and eliminates the need for re-tightening. The double-step anvil provides superior grinding action, with two breaking surfaces, and the oversized, line-bored, heavy duty bearing housing is designed to absorb the shock and heavy stresses of grinding contaminated materials. Extra thick, shear-pin protected, screens, grates, and anvil provide longer wear with less breakage, avoid catastrophic damage, and can be replaced easily. A built-in screener allows abrasive fines to bypass the hog and extends component wear life.



Continental Biomass Industries, Inc.

World's Best Stationary and Portable Material Recovery Systems
22 Whittier Street, Newton, NH 03858
Phone: 603-382-0556 Fax: 603-382-0557
Web: cbi-inc.com Email: info@cbi-inc.com

Distributed by:

The ULTIMATE in DURABILITY...FLEXIBILITY...VERSATILITY

Discharge Conveyor

The single catenary discharge conveyor is 60" wide, and features a 330, 3-ply cleated, heavy-duty belt. It is driven by a direct-coupled hydraulic drive. There is no opportunity for material to bridge under the rotor, and with no transition point, spillage and cleanup is eliminated. With the optional crossbelt magnet, the extra width allows for system performance at maximum efficiency. The upper section of the conveyor is hydraulically folded for travel.

Power Unit

The power unit is a Caterpillar 3412E diesel, rated at 1050 HP. It features electric start, is turbocharged and after-cooled. A Twin Disc® Model 318 extra heavy-duty PTO clutch with outboard support bearing provides the power take-off/drive to the rotor. Access to the engine from both sides simplifies maintenance. Additional features include an extra long rubber grommetted Copper Core radiator for dusty operation, Donaldson Air Filtering System with Turbo Two Pre-Cleaners, 8" Critical Silencer, dual battery, 24 volt DC electrical system, emergency shutdown, and all-weather control enclosures.


Hydraulics/Paint/Misc.

Pressure and flow compensated hydraulic pumps are used, which generate less heat, and less component stress, while prolonging equipment life. Single function fusing and wiring, with terminal blocks, is well-routed in harnessed cables, extending component life, simplifying maintenance, and providing a better overall appearance. Each subassembly is sandblasted, epoxy primed, and painted completely before final assembly, using CBI's extended life painting process, resulting in enhanced corrosion resistance, better appearance, and better resale value.

**The 4800 is built without a single compromise.
To be what other Grinders are not –**

- Dependable
- Forging
- Productive
- Flexible
- Tolerant
- Service Friendly

And a damn good investment!



Treats contaminated C&D at an unbeatable throughput rate.

Upper feed roller crush force is adjustable by remote control.

Dual upper-lower feed roller system powered by three heavy duty high torque planetary drives.

Double-step anvil provides two breaking surfaces.

Extra-thick, shear pin protected screens and grates.

IntelliGrind The Latest in Smart Grinding Technology

New in 2004, CBI Magnum Force 4800 units feature IntelliGrind Feed and Communication Technology as standard equipment.

The IntelliGrind Variable Feed System automatically sets and adjusts feed speed and top feed-roll position based on engine load, maximizing throughput and performance no matter what the material being processed. IntelliGrind Modem Communication Systems use proven cellular technology*, connecting your unit to the CBI command center and allowing

service technicians to provide real-time system diagnostics, performance measurement, operating program adjustments, instant analysis and response. Alerts are issued when engine oil or hydraulic filters require changing, and when high pressure, fluid temperatures, or low fluid levels create operating conditions that could cause potential damage. Added to this is the capability to make on-line changes to the system's operating program, allowing CBI to optimize your results in the field.

*Service not available in all areas. Speed and uninterrupted use of the service is not guaranteed.



Wide discharge conveyor for high volume throughput.

LIMITED EXTENDED WARRANTY*
UP TO 5 YEARS OR 10,000 HOURS ON:

- Feed conveyor frame
- Hog box frame
- Trailer frame
- Rotor core
- Discharge conveyor frame

* Ask for details

Versatility in the Field



Logs & stumps to mulch



Yard waste to compost



Construction wood to high quality fuel



Asphalt and other specialized materials