

MHL 340

[preliminary]

THE NEW GENERATION

FUCHS

 **129 kW** (Diesel)
110 kW (Electric)

 **29,3 - 32 t**

 **max. 14 m**



FUCHS[®]

A TEREX BRAND

YOUR MACHINE. YOUR RULES.



A NEW LEVEL OF OPERATOR COMFORT

Thanks to individually adjustable operator settings, the machine can be perfectly customized to personal preferences. From control behavior to speed – everything can be fine-tuned precisely. At the same time, the smooth and well-balanced control ensures better handling and an even more pleasant operator experience in the cab.

TECHNOLOGY THAT SETS NEW STANDARDS.

OPERATOR COMFORT

The new, user-optimized operating display and the customizable button assignment for the joysticks revolutionize machine operation and ease of use. The new lighting concept includes redesigned front and rear lights and features a follow-me-home function for safe and convenient parking and exiting of the machine.

NEW CAMERA TECHNOLOGY

The new camera system provides optimal visibility and enhanced safety. Standard HD cameras offer a clear all-around view, while optional AI cameras with person detection further improve workplace safety.

CLOSED SWING CIRCUIT

The dedicated hydraulic pump in the closed swing circuit prioritizes maximum flow to the swing mechanism - ensuring fast rotation dynamics and high fuel efficiency.

EFFICIENT DRIVE

The machine stands out with best-in-class fuel efficiency and HVO approval, enabling an eco-friendly, cost-effective, and powerful operation. It is also available with an electric drive - a flexible, sustainable solution for various applications.

TOOL CONTROL

The optional Tool Control enables quick and easy interchange of various attachments. Different tools can be configured and saved in the system via the display, with customizable flow rates and pressure settings for future use.

INCREASED LOAD CAPACITY

The machine now achieves even higher load capacities, making it more efficient and versatile in demanding applications.

EASY ACCESS

Thanks to the generously sized service platform and even more maintenance-friendly access to all relevant components, daily inspections and maintenance tasks are significantly easier - ensuring maximum safety and comfort in everyday operations. Additionally, the optional engine compartment lighting provides a clear view of all key components.

MAXIMUM USABILITY. SEAMLESS OPERATION.



NEW OPERATING DISPLAY

The completely redesigned display sets new standards in user-friendliness and functionality. A clear user interface and intuitive workflows make operating the machine more efficient and convenient.

The integrated live view of the work area allows to monitor the machine's current activity on the screen in real time. This keeps the entire work process in sight at all times - for more control and safety.

The height and reach limits can be set intuitively via the display. This improves safety and precision, especially in sensitive working environments.

Additional support is also provided by the scannable QR codes, which provide mobile assistance at any time. Practical instructions and useful tips can be downloaded directly to any smartphone - quickly, easily and on the move.

MORE COMFORT. MORE CONTROL.

There are three different joystick options to choose from, which can be perfectly tailored to individual preferences.

Optionally, the button configuration of the joysticks can be quickly and easily customized via the display. This ensures optimum control and maximum comfort.





**CONNECTED.
SMART.
RELIABLE.**

**SERVICE PACKAGES FOR MAXIMUM
UPTIME AND PEAK PERFORMANCE**

With the new optional service packages, you only pay for the actual use - simply per machine hour. Maintenance and service parts as well as work are included, leading to planning and cost transparency. State-of-the-art telemetry technology detects anomalies at an early stage so that maintenance and repairs can be planned in advance. This minimizes unplanned downtime and protects the machine from consequential damage.

**MORE POWER,
MEASURABLE EFFICIENCY.**

The upgraded web and smartphone app makes work easier with convenient checklists and enables machine data to be analyzed via telemetry.



**Find out more about
our digital solutions**

TECHNICAL DATA

OPERATING WEIGHT WITHOUT ATTACHMENTS		
MHL340 G	29,3-32t	
DIESEL ENGINE	EU STAGE V / U.S. TIER 4	EU STAGE IIIA / U.S. TIER 3
Manufacturer and model	Deutz TCD 6.1 L6	Deutz TCD 6.1 EDG
Design	6-cylinder in-line engine	6-cylinder in-line engine
Functionality	4-stroke diesel, common rail direct injection, turbocharged with intercooler, controlled exhaust gas recirculation, diesel particulate filter with continuous regeneration and SCR catalytic converter	4-stroke diesel, common rail direct injection, turbocharged with intercooler, controlled exhaust gas recirculation
Engine power	129 kW	129 kW
Rated speed	1800 rpm	1800 rpm
Displacement	6,1 l	6,1 l
Cooling system	Water and charge air cooling with temperature controlled fan speed	Water and charge air cooling with temperature controlled fan speed
Exhaust emission standard	EU Stage V / U.S. Tier 4	EU Stage IIIA / U.S. Tier 3
Fuel tank	406 l Diesel	406 l Diesel
DEF / Urea tank	32 l Ad Blue	32 l Ad Blue

ELECTRIC MOTOR	
Power	110 kW
Total connected load	143 kW
Motor start	Via soft start
Optional cable reel	Up to 50 meters (other lengths on request)

ELECTRICAL SYSTEM	
Alternator	28 V / 100 A
Operating voltage	24 V
Battery	2 × 12 V / 110 Ah / 750 A (nach EN)
Lighting system	2 × LED floodlights at the front of the machine, rear parking lights and indicator lights
Optional equipment	13 kW or 17 kW DC generator with insulation monitoring

TRAVEL DRIVE	
	Hydrostatic drive through infinitely variable axial piston motor and directly mounted travel brake valves, 2-shift gearbox, all-wheel drive
Travel speed 1st Gear	max. 5 km/h
Travel speed 2st Gear	max. 18 km/h
Turning radius	8,6 m

SLEWING DRIVE	
Slewing ring	Internally toothed, double-row ball bearing slewing ring
Drive	Axial piston motor in closed circuit, 2-stage planetary gear with integrated multi-disc brake
Uppercarriage swing speed	0-7,5 rpm infinitely variable
Slewing lock	Electrically activated

TECHNICAL DATA

UNDERCARRIAGE	
Front axle	Planetary drive axle with integrated drum brake, rigidly mounted
Rear axle	Planetary drive axle with integrated drum brake, oscillating axle with selectable oscillating lock
Outriggers	4-point stabilizers
Tyres	Solid rubber tyres without intermediate rings, 10.00-20

BRAKES	
Service brake	Hydraulically operated braking system, acting on all four wheel pairs
Parking brake	Electrically operated disc brake, acting on both axles

HYDRAULIC SYSTEM	
Max. flow main pump	1x 515 lpm
Max. operating pressure	320/360 bar
Max. flow swivelling pump	134 lpm. Reversible axial piston variable displacement pump, closed circuit
Hydraulic oil tank	358 l

OPERATOR CAB		
Cab	Infinitely variable hydraulic height-adjustable cabin with sliding door. Reinforced steel structure, soundproofed, heat-insulated panoramic windows for best all-round visibility, front window with roller blind, glass panel in the cabin roof with sliding blind. Heating and air conditioning, separate heat exchangers, fresh and recirculated air filters. Multifunction touch display, bottle holder, paper clip and multiple storage and mounting options. Digital radio (DAB+, USB, Bluetooth and hands-free), USB charging station 5V. Vertically adjustable cabin: viewing height of 5,6m	
Air conditioning	Automatic air-conditioning. Infinitely variable heating with 8-speed fan, 7 adjustable air nozzles, 3 defroster nozzles.	
Operator's seat	Air-cushioned comfort seat with swinging armrests / joysticks, safety belt, lumbar support and headrest. Enables fatigue-free work due to universal adjustment options for the seat position, seat inclination and the arrangement of the seat cushion in relation to the armrests and joysticks.	
Monitoring	Ergonomically arranged, glare-free Multifunction display. Automatic monitoring and storage of deviating operating states (e.g. all hydraulic oil filters, hydraulic oil temperature – coolant and charge air temperature – diesel particulate filter loading, steering), visual and audible warning. Diagnostic option for the individual sensors via the multifunction display. Rear view and side view camera on the right with separate monitor	
	EU STAGE V / U.S. TIER 4	EU STAGE IIIA / U.S. TIER 3
Noise level	Sound power level (ambience) TBD - to be determined Sound pressure level (inside the cabin) according to standard ISO 6396	Sound power level (ambience) TBD - to be determined Sound pressure level (inside the cabin) according to standard ISO 6396
Vibrations	Weighted r.m.s. value of acceleration of upper limbs: under 2.5 m/s² (98 in/s²) Weighted effective value of acceleration for the seat and feet: under 0.5 m/s² (20 in/s²)	Weighted r.m.s. value of acceleration of upper limbs: under 2.5 m/s² (98 in/s²) Weighted effective value of acceleration for the seat and feet: under 0.5 m/s² (20 in/s²)

Certified in accordance with CE regulations

EQUIPMENT

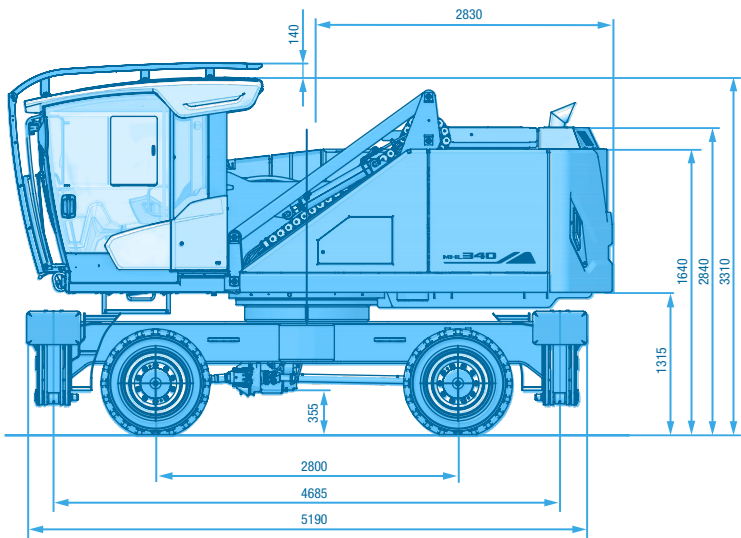
ENGINE	Standard	Option
Emission stage EU Stage V / 6 cylinder engine / Deutz	●	
EDG-Version (EU stage IIIA/U.S. Tier 3)		●
Electric engine		●
LOADING EQUIPMENT		
Loading equipment 13.0 m reach	●	
Loading equipment 14.0 m reach		●
Loading equipment with universal stick 12.5 m reach		●
Overload warning device	●	
Filtration system for attachments		●
Boom cylinder damping system (piston accumulator)		●
Protective device Magnet socket		●
Stick protection		●
UNDERCARRIAGE		
Undercarriage with 4-point stabilizers	●	
2-shift gearbox	●	
Twin tyres - solid rubber without intermediate ring 10.00-20	●	
Twin tyres - solid rubber with intermediate ring 10.00-20		●
Power shift gear		●
Central greasing system for undercarriage - manually (Central greasing point for hard-to-reach greasing points)		●
Central greasing system for undercarriage - automatic (Central greasing point for hard-to-reach greasing points)		●
Central greasing system for undercarriage - automatic, with individually controllable 4-point stabilizers (Central greasing point for hard-to-reach greasing points)		●
Individually controllable 4-point stabilizers		●
Additional Step Undercarriage Back (rear axle)		●
Additional Step Undercarriage Front (front axle)		●
Standard colour	●	
One colour (instead of TEREX I Fuchs-blue), under/uppercarriage and cab steelframe remains graphite grey		●
UPPERCARRIAGE		
External battery terminals		●
Reversible fan for hydraulicoil-, water- and intercooler		●
Generator 13 kW		●
Generator 17 kW		●
Hydraulic oil RENOLIN (first filling)	●	
Hydraulic oil KLEENOIL ECO HLP46 biodegradable (first filling)		●
Hydraulic oil RENOLIN XTREM TEMP (first filling)		●
Engine preheating 230 V		●
Hydraulic oil preheating 120 V		●
Hydraulic oil preheating 230 V		●
Integrated refueling system (including automatic shut-off and refueling hose)		●
Splitter gearbox with generator preparation		●
Active cyclon pre Separator (Top Air)		●
Hydraulic oil preheating 120 V		●

EQUIPMENT

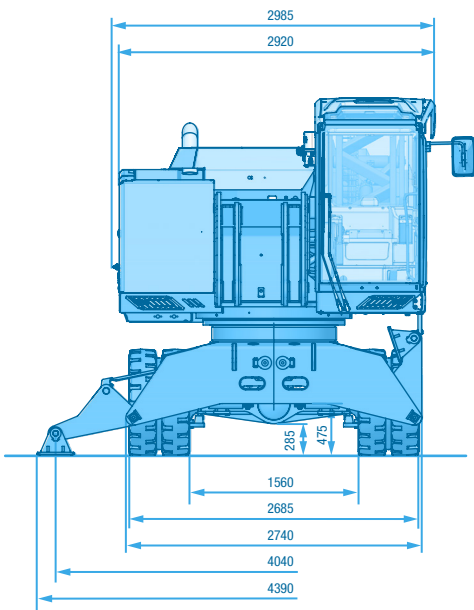
OPERATOR'S CAB	Standard	Option
Air-cushioned comfort seat	●	
Air-cushioned comfort seat including seat heating and passive climate control (activated carbon cushion)		●
Air-cushioned premium driver seat with low-frequency suspension including active seat climate control (ventilation/cooling and heating) and extended seat position adjustment		●
Cabin standard (reinforced steel construction + sliding door) with standard glass, single-pane safety glass (ESG)	●	
ISO Control	●	
Joystick set 1	●	
Joystick set 2		●
Joystick set 3		●
Joystick steering	●	
Individual driver settings		●
Steering wheel		●
Auxiliary heating incl. Timer		●
top guard for the cab roof (FOPS)		●
Front and top guard for the cab (unassembled) (FOPS & Frontguard)		●
Catwalk for cabin, access ladder included (unassembled)		●
Cabin with penetration resistant glass front & top (classification P5A)		●
Cabin with penetration resistant glass front & top & right side window (classification P5A)		●
Cabin with bullet-proof glass front & top (protection class P8B)		●
Cabin with bullet-proof glass front & top & right side window (classification P8B)		●
Powder fire extinguisher with holder inside the cab		●
Voltage converter 12 V (incl. 2.5 m oil flex cable)		●
Washing device for enlarged roof window		●
Washing device for roof window (only for P8B cabin)		●
12V socket/cigarette lighter		●
ASSISTANCE SYSTEMS		
Camera with person detection		●
Height and range limitation		●
Overload switch off device		●
Camera Loading Stick		●
Tool control		●
Travel alarm flashing alarm light with acoustic warning signal		●
LIGHTING		
Light package 2 Standard LED (cabin front left & right)	●	
Light package 1 Power LED (stick center)		●
Light package 2 Power LED (cabin front left & right)		●
Light package 3 Power LED (cabin rear left)		●
Light package 4 Power LED (uppercarriage, between lift cylinder)		●
Light package 6 (engine room)		●
Light protection for headlights and direction indicator		●

DIMENSIONS

SIDE VIEW
(All dimensions in mm)

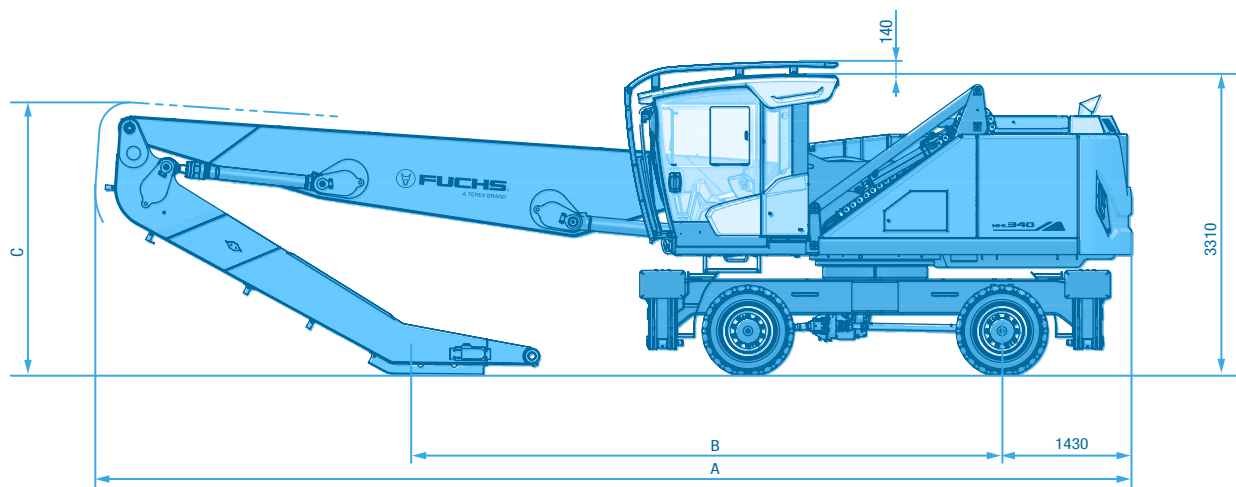





FRONT VIEW
(All dimensions in mm)



TRANSPORT DIMENSIONS

SIDE VIEW
(All dimensions in mm)



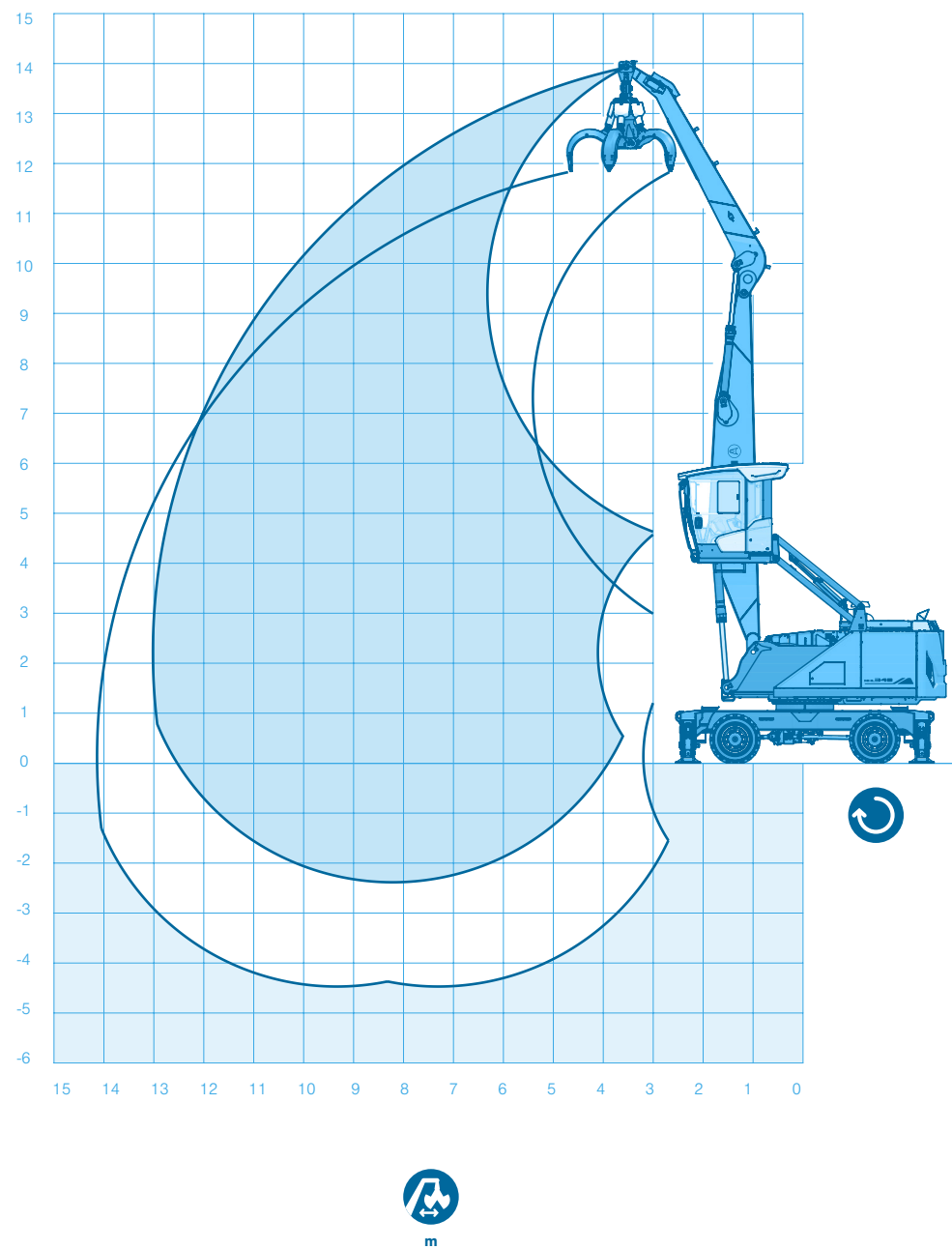
	 13 m	 14 m	 12,5 m*
A	11425 mm	11370 mm	11410 mm
B	6085 mm	5455 mm	6220 mm
C	3045 mm	3195 mm	3045 mm

*Multi-purpose stick

DIMENSIONS

LOADING EQUIPMENT WITH UP TO 13M REACH

























BOOM : 7,2 M | DIPPER STICK : 5,1 M | CACTUS GRAB : 0,6 M³ OPEN



LIFTING CAPACITY

LOADING EQUIPMENT: BOOM 7,2 M, DIPPER STICK 5,1M



Height m	Outrigger Undercarriage	Reach in m					
		4,5	6	7,5	9	10,5	12
13,5	 	(6,1°) 6,1° (6,1°)					
12	 		(6,6°) 6,6° (6,6°)	(4,7°) 4,7° (4,7°)			
10,5	 			(5,9) 6,6° (6,6°)	(4,3) 4,8° (4,8°)		
9	 			(5,9) 7,7° (7,7°)	(4,3) 6,5° (6,5°)	(3,3) 4,1° (4,1°)	
7,5	 		(8,3) 9,0° (9,0°)	(5,8) 8,3° (8,3°)	(4,3) 6,5 (7,2°)	(3,3) 5,0 (5,9°)	
6	 		(7,9) 10,5° (10,5°)	(5,6) 8,5 (8,6°)	(4,2) 6,4 (7,4°)	(3,2) 5,0 (6,2)	(2,5) 4,0 (4,1°)
4,5	 	(11,6) 15,8° (15,8°)	(7,4) 11,5° (11,5°)	(5,3) 8,2 (9,1°)	(4,0) 6,2 (7,6°)	(3,1) 4,9 (6,0)	(2,5) 4,0 (4,9)
3	 	(10,2) 17,4 (17,4°)	(6,8) 11,0 (12,4°)	(4,9) 7,8 (9,5°)	(3,8) 6,0 (7,5)	(3,0) 4,8 (5,9)	(2,4) 3,9 (4,8)
1,5	 	(5,1°) 5,1° (5,1°)	(6,3) 10,4 (12,7°)	(4,6) 7,5 (9,5)	(3,6) 5,8 (7,3)	(2,9) 4,6 (5,8)	(2,4) 3,8 (4,8)
0	 	(4,7°) 4,7° (4,7°)	(5,9) 10,1 (12,0°)	(4,4) 7,3 (9,2°)	(3,5) 5,6 (7,1)	(2,8) 4,6 (5,7)	(2,4) 3,8 (4,6°)
-1,5	 		(5,8) 10,0 (10,3°)	(4,3) 7,2 (8,2°)	(3,4) 5,6 (6,6°)	(2,8) 4,3 (5,2°)	
max. reach 13 m							
2,2	 						(2,1) 2,6° (2,6°)

Recommended attachments upon request



Height



Reach



Center of rotation



4-point supported



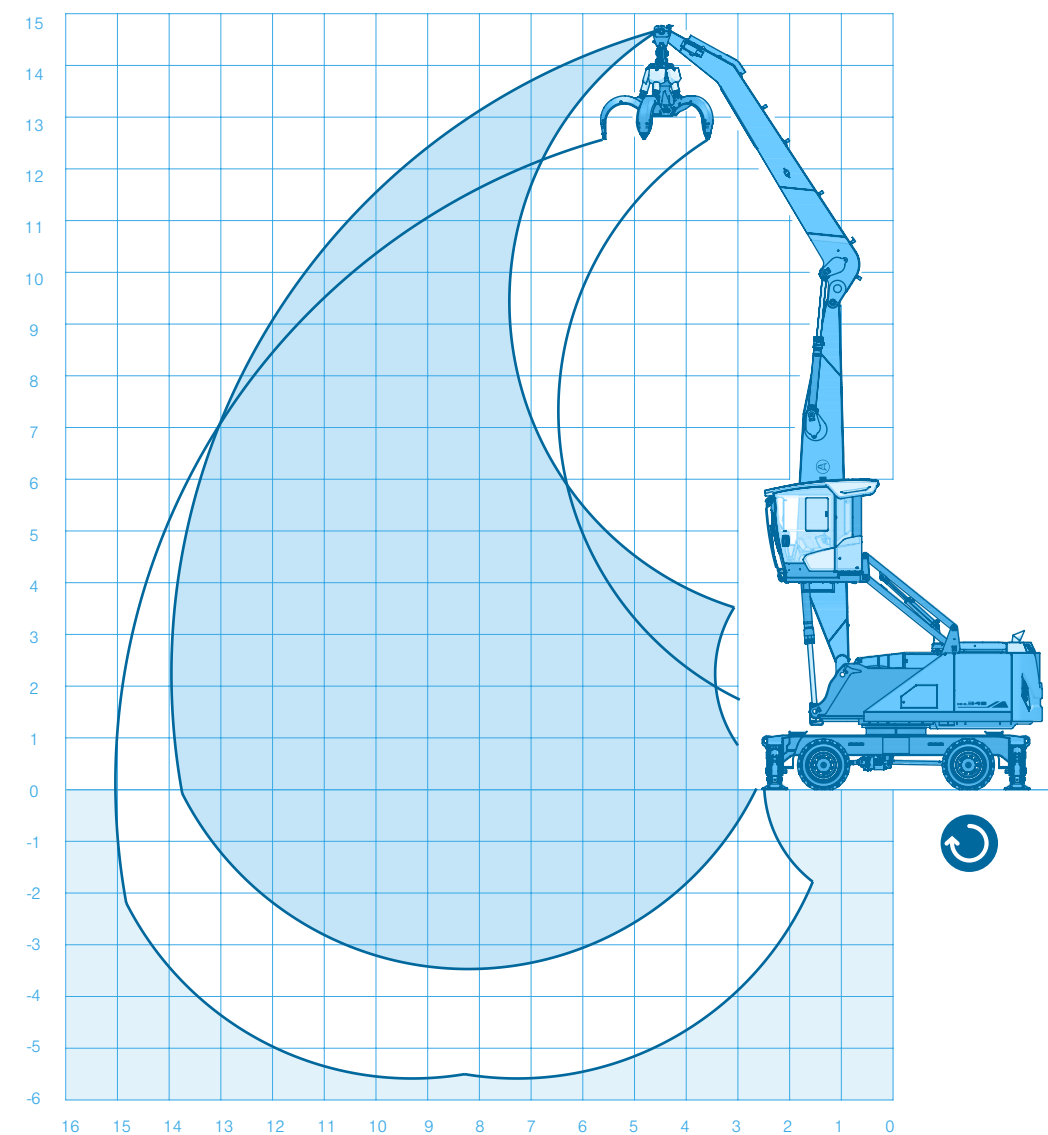
Not supported

The load capacity values are stated in tonnes (t). In accordance with ISO 10567, the values represent 75% of the static tipping load or 87% of the hydraulic lifting capacity (marked with °). On firm solid and level ground, the values apply for a slewing range of 360°. The (...) values apply in the longitudinal direction of the undercarriage. The weights of any attached load-handling equipment (grapples, load hooks, etc.) must be deducted from the load capacity values. The permissible load capacity of the load-handling equipment must be observed. For lifting operations, in accordance with EN 474-5, load-holding valves on the boom and arm cylinders, an overload warning device, and the load chart in the cab are required. Lifting operations may only be carried out with the machine properly supported on level ground.

DIMENSIONS

LOADING EQUIPMENT WITH UP TO 14M REACH

BOOM : 7,2 M | DIPPER STICK : 6,2 M | CACTUS GRAB : 0,6 M³ OPEN



LIFTING CAPACITY

LOADING EQUIPMENT: BOOM 7,2 M, DIPPER STICK 6,2 M



Height m	Outrigger Undercarriage	Reach in m							
		3	4,5	6	7,5	9	10,5	12	13,5
13,5				(4,9°) 4,9° (4,9°)					
12					(5,0°) 5,0° (5,0°)	(3,5°) 3,5° (3,5°)			
10,5					(5,8°) 5,8° (5,8°)	(4,4°) 4,9° (4,9°)	(3,2°) 3,2° (3,2°)		
9					(6,1°) 6,4° (6,4°)	(4,4°) 5,7° (5,7°)	(3,3°) 4,6° (4,6°)	(2,3°) 2,3° (2,3°)	
7,5					(6,0°) 7,0° (7,0°)	(4,3°) 6,5° (6,5°)	(3,3°) 5,1 (5,5°)	(2,5°) 3,7° (3,7°)	
6					(5,7°) 7,8° (7,8°)	(4,2°) 6,4 (6,7°)	(3,2°) 5,0 (5,9°)	(2,5°) 3,9 (4,7°)	
4,5				(7,8°) 10,1° (10,1°)	(5,4°) 8,3 (8,3°)	(4,0°) 6,2 (7,0°)	(3,1°) 4,8 (6,0)	(2,4°) 3,9 (4,8)	(1,9°) 2,7° (2,7°)
3			(11,0°) 16,0° (16,0°)	(7,0°) 11,3° (11,3°)	(5,0°) 7,9 (8,8°)	(3,7°) 5,9 (7,2°)	(2,9°) 4,7 (5,8)	(2,3°) 3,8 (4,7)	(1,9°) 3,1 (3,3°)
1,5			(9,4°) 12,0° (12,0°)	(6,3°) 10,5 (12,1°)	(4,6°) 7,5 (9,2°)	(3,5°) 5,7 (7,2)	(2,7°) 4,5 (5,7)	(2,2°) 3,7 (4,6)	(1,8°) 3,1 (3,5°)
0		(2,6°) 2,6° (2,6°)	(6,2°) 6,2° (6,2°)	(5,7°) 9,9 (12,0°)	(4,2°) 7,1 (9,1)	(3,3°) 5,4 (6,9)	(2,6°) 4,4 (5,5)	(2,1°) 3,6 (4,5)	(1,8°) 3,0 (3,1°)
-1,5			(5,8°) 5,8° (5,8°)	(5,5°) 9,6 (11,1°)	(4,0°) 6,9 (8,6°)	(3,1°) 5,3 (6,8)	(2,5°) 4,3 (5,4)	(2,1°) 3,5 (4,2°)	
-3				(5,4°) 9,3° (9,3°)	(3,9°) 6,8 (7,4°)	(3,1°) 5,2 (5,9°)			
max. reach 13,9 m									
2,2									(1,7°) 2,1° (2,1°)

Recommended attachments upon request



Height



Reach



Center of rotation



4-point supported



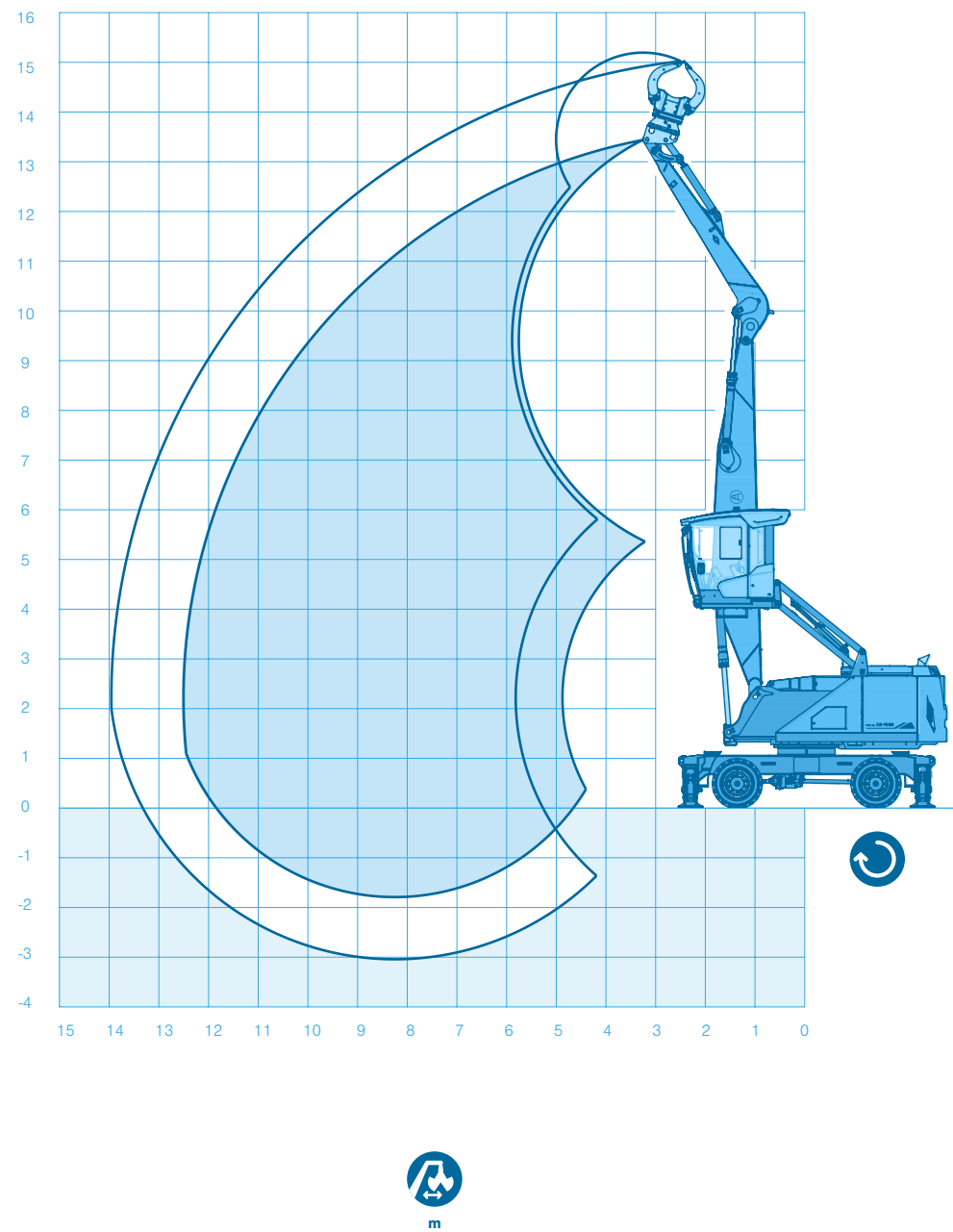
Not supported

The load capacity values are stated in tonnes (t). In accordance with ISO 10567, the values represents 75% of the static tipping load or 87% of the hydraulic lifting capacity (marked with °). On firm solid and level ground, the values apply for a slewing range of 360°. The (...) values apply in the longitudinal direction of the undercarriage. The weights of any attached load-handling equipment (grapples, load hooks, etc.) must be deducted from the load capacity values. The permissible load capacity of the load-handling equipment must be observed. For lifting operations, in accordance with EN 474-5, load-holding valves on the boom and arm cylinders, an overload warning device, and the load chart in the cab are required. Lifting operations may only be carried out with the machine properly supported on level ground.

DIMENSIONS

LOADING EQUIPMENT WITH UP TO 12.5M REACH

BOOM : 7,2 M | MULTI-PURPOSE STICK : 4,5 M | CACTUS GRAB : 0,45 M³



LIFTING CAPACITY

LOADING EQUIPMENT: BOOM 7,2 M, MULTI-PURPOSE STICK 4,5 M

Height m	Outrigger Undercarriage	Reach in m					
		4,5	6	7,5	9	10,5	12
12			(6,9°) 6,9° (6,9°)				
10,5			(8,0) 8,5° (8,5°)	(5,5) 7,0° (7,0°)			
9			(8,0) 9,3° (9,3°)	(5,5) 8,2° (8,2°)	(4,0) 6,2 (6,8°)		
7,5			(7,8) 10,0° (10,0°)	(5,4) 8,3° (8,3°)	(3,9) 6,1 (7,1°)	(2,9) 4,7 (5,7°)	
6		(12,0) 12,1° (12,1°)	(7,5) 10,7° (10,7°)	(5,2) 8,1 (8,6°)	(3,8) 6,0 (7,2°)	(2,9) 4,6 (5,8)	
4,5		(10,8) 16,4° (16,4°)	(6,9) 11,2 (11,5°)	(4,9) 7,8 (9,0°)	(3,6) 5,8 (7,3)	(2,8) 4,6 (5,7)	(2,2) 3,6 (4,4°)
3			(6,3) 10,5 (12,2°)	(4,5) 7,4 (9,2°)	(3,4) 5,6 (7,1)	(2,7) 4,4 (5,6)	(2,2) 3,6 (4,6)
1,5			(5,8) 9,9 (12,1°)	(4,3) 7,1 (9,1)	(3,3) 5,4 (6,9)	(2,6) 4,3 (5,5)	(2,1) 3,6 (4,4°)
0			(5,6) 9,7 (10,4°)	(4,1) 6,9 (8,5°)	(3,2) 5,3 (6,7°)	(2,5) 4,3 (5,3°)	
-1,5				(4,0) 6,9 (7,3°)	(3,1) 5,3 (5,7°)		
max. reach 12,4 m							
2,2							(2,0) 3,2° (3,2°)

Recommended attachments upon request

Height Reach Center of rotation 4-point supported Not supported

The load capacity values are stated in tonnes (t). In accordance with ISO 10567, the values represent 75% of the static tipping load or 87% of the hydraulic lifting capacity (marked with °). On firm solid and level ground, the values apply for a slewing range of 360°. The (...) values apply in the longitudinal direction of the undercarriage. The weights of any attached load-handling equipment (grapples, load hooks, etc.) must be deducted from the load capacity values. The permissible load capacity of the load-handling equipment must be observed. For lifting operations, in accordance with EN 474-5, load-holding valves on the boom and arm cylinders, an overload warning device, and the load chart in the cab are required. Lifting operations may only be carried out with the machine properly supported on level ground.



WWW.TEREX.COM/FUCHS

October 2025. Product specifications and prices are subject to change without notice or obligation. The photographs and/or drawings in this document are for illustrative purposes only. Refer to the appropriate Operator's Manual for instructions on the proper use of this equipment. Failure to follow the appropriate Operator's Manual when using our equipment or to otherwise act irresponsibly may result in serious injury or death. The only warranty applicable to our equipment is the standard written warranty applicable to the particular product and sale and Terex makes no other warranty, express or implied. © Terex Corporation 2025 - Terex, the Terex Crown design, Fuchs and Works For You are trademarks of Terex Corporation or its subsidiaries.

Terex® Deutschland GmbH | Industriestraße 3 | 76669 Bad Schönborn | Germany | Fon: +49 (0) 7253 84-0 | Fax: +49 (0) 7253 84-102 | info@terex-fuchs.com

