

Preliminary

# MHL 320 MODULAR<sup>+</sup>



95/97 kW



75 kW



19.3–21.5 t



max. 10.4 m



**FUCHS**<sup>®</sup>

A TEREX BRAND

# MODULAR DRIVE SYSTEM



### DIESEL ENGINE

Proven for decades and cleaner than ever before thanks to state-of-the-art exhaust gas filtration. Now you have a choice – also for diesel engines: Deutz or Cummins. Choose your preferred manufacturer.\*



### ELECTRIC MOTOR + DIESEL POWER PACK

With our classic Powerpack, you can noticeably expand the range of applications of your electrically powered FUCHS material handler. A small diesel power pack in combination with a special hydraulic pump provides enough power to move the machine and use all other functions with reduced speed. Perfect for driving from socket to socket.



### ELECTRIC MOTOR

On the way to zero emissions, FUCHS electric machines are the first choice. Whether feeding balers and shredders, or stationary pre-sorting. With FUCHS electric material handlers, you can do all your work reliably, quietly and sustainably.



### ELECTRIC MOTOR + BATTERY PACK

Our latest innovation. With the battery power pack, your MHL320 MODULAR<sup>+</sup> can be operated semistationary in grid mode or fully flexible in battery mode. Without any local emissions and with 100% power. The battery power pack can be scaled and (as a small world premiere) retrofitted.\*



\*Availability varies depending on model

## TECHNICAL DATA

### OPERATING WEIGHT WITHOUT ATTACHMENTS

MHL320 MODULAR <sup>+</sup>	19.3–21.5 t *
-----------------------------	---------------

### Diesel engine

	EU Stage V / U.S. Tier 4	EU Stage IIIA / U.S. Tier 3 **	EU Stage V / U.S. Tier 4
<b>Manufacturer and model</b>	Deutz TCD 3.6 L04	Deutz TCD 3.6 L04	Cummins F3.8
<b>Design</b>	4-cylinder in-line engine	4-cylinder in-line engine	4-cylinder in-line engine
<b>Functionality</b>	4-cycle diesel, common rail direct injection, turbocharged with intercooler, controlled exhaust gas recirculation, diesel particulate filter with continuous regeneration and SCR catalytic converter	4-cycle diesel, common rail direct injection, turbocharged with intercooler	4-cycle diesel, common rail direct injection, turbocharged with intercooler, diesel particulate filter with continuous regeneration and SCR catalytic converter
<b>Engine power</b>	95 kW	95 kW	97 kW
<b>Rated speed</b>	1800 rpm	1800 rpm	1800 rpm
<b>Displacement</b>	3.6 l	3.6 l	3.8 l
<b>Cooling system</b>	Water and charge air cooling with demand driven, temperature-dependent fan drive and reversible fan	Water and charge air cooling with demand driven, temperature-dependent fan drive and reversible fan	Water and charge air cooling with demand driven, temperature-dependent fan drive and reversible fan
<b>Exhaust emission standard</b>	EU Stage V / U.S. Tier 4 / China 4	EU Stage IIIA / U.S. Tier 3*	EU Stage V / U.S. Tier 4
<b>Fuel tank</b>	275 l	275 l	275 l
<b>Urea Tank (AdBlue)</b>	20 l	□	37.9 l

### Electrical system

<b>Alternator</b>	28 V / 100 A	28 V / 100 A	28V / 90A
<b>Operating voltage</b>	24 V		
<b>Battery</b>	2 × 12 V / 110 Ah / 750 A (according to EN)		
<b>Lighting system</b>	2 × LED floodlights at the front of the machine, rear parking lights and indicator lights, 2 × LED working lights on cab		

### Electric motor

<b>Power</b>	75 kW
<b>Total connected load</b>	100 kW
<b>Motor start</b>	Via soft start
<b>Optional cable reel</b>	Up to 50 metres (other lengths on request)

### Electric Motor + Battery Pack (enables grid independent driving & working at full power)

<b>Battery capacity</b>	66 kWh (Basic)
<b>Battery type</b>	Li-Ion Battery
<b>Full charge cycles</b>	Min. 3.000
<b>Others</b>	Scalable or retrofittable

### Electric motor + diesel power pack (enables grid independent driving)

<b>Engine power (Diesel Power Pack)</b>	36.4 kW
<b>Exhaust emission standard</b>	EU Stage V / U.S. Tier 4
<b>Types</b>	Integrated or mobile

### Travel drive

Hydrostatic travel drive via infinitely variable axial piston motor with directly mounted travel brake valve, two-speed manual gearshift, 4-wheel drive	
<b>Travel speed 1st gear</b>	max. 5 kph
<b>Travel speed 2nd gear</b>	max. 19 kph
<b>Gradeability</b>	max. 40 %
<b>Turning radius</b>	7.1 m
<b>Turning radius with all-wheel steering</b>	4.5 m

\* without Battery Pack

\*\* for low-regulated markets



## TECHNICAL DATA

### Slewing drive

<b>Slewing ring</b>	Internally geared, double-row ball turning ring, greasing via automatic lubrication system
<b>Drive</b>	2-stage planetary gear with integrated multi-disc brake
<b>Uppercarriage swing speed</b>	0–8 rpm
<b>Slewing lock</b>	Electrically activated

### Undercarriage

<b>Front axle</b>	Planetary drive axle with integrated drum brake, rigidly mounted
<b>Rear axle</b>	Oscillating planetary drive rear axle with integrated drum brake and selectable oscillating lock
<b>Outrigger</b>	4-point stabilizers 2-point-stabilizers with support blade
<b>Tires</b>	10.00-20 solid rubber with intermediate rings

### Brakes


<b>Service brake</b>	Hydraulic single-circuit braking system acting on all four wheel pairs (drum brakes)
<b>Parking brake</b>	Electrically operated spring-loaded drum brake at transmission, acting on both front and rear axle

### Hydraulic system

<b>Variable-displacement axial-piston pump</b>	With load sensing, coupled with load-independent flow distribution, simultaneous independent control of all working functions
<b>Max. pump capacity</b>	305 lpm
<b>Max. operating pressure</b>	320 / 350 bar
<b>Hydraulic oil tank</b>	272 l
<b>Filtration</b>	Flow-optimized return filters, integrated in the oil tank. Filter fineness defined at a beta value $\beta(10) = 200$ guarantees 99.5% separation of dirt particles with 10 $\mu\text{m}$ . Very good separation values are already achieved with particle sizes of 3 $\mu\text{m}$ . Generously dimensioned for long operating times.
<b>Cooling system</b>	Separated high-performance cooler with demand driven, temperature-dependent fan drive and reversible fan

### Operator's cab

<b>Cab</b>	Infinitely variable hydraulic height-adjustable cabin with sliding door. Reinforced steel structure, soundproofed, heat-insulated panoramic windows for best all-round visibility, front window with roller blind, glass panel in the cabin roof with sliding blind. Heating and air conditioning, separate heat exchangers, fresh and recirculated air filters. Multifunction touch display, bottle holder, paper clip and multiple storage and mounting options. Digital radio (DAB+, USB, Bluetooth and hands-free), USB charging station 5V. Infinitely variable hydraulic height-adjustment with eye level up to 5.3 m above ground
<b>Air conditioning</b>	Automatic air-conditioning. Hot water heating with variable temperature control and 8-speed fan, 10 adjustable air nozzles, 3 defroster nozzles
<b>Operator's seat</b>	Air-cushioned comfort seat with swinging armrests / joysticks, safety belt, lumbar support and headrest. Enables fatigue-free work due to universal adjustment options for the seat position, seat inclination and the arrangement of the seat cushion in relation to the armrests and joysticks.
<b>Monitoring</b>	Ergonomically arranged, glare-free Multifunction display. Automatic monitoring and storage of deviating operating states (e.g. all hydraulic oil filters, hydraulic oil temperature – coolant and charge air temperature – diesel particulate filter loading, steering), visual and audible warning. Diagnostic option for the individual sensors via the multifunction display. Rear view and side view camera on the right with separate monitor.

	EU Stage V/ U.S. Tier 4	EU Stage IIIA/ U.S. Tier 3*	EU Stage V/ U.S. Tier 4
<b>Noise level</b>	Sound power level (ambience)  $L_{WA}$ 97.7 dB(A) (metered) acc. to directive 2000/14/EC  $L_{WA}$ 99 dB(A) (guaranteed) acc. to directive 2000/14/EC Sound pressure level (inside the cabin) acc. to standard ISO 6396 $L_{pA}$ 72 dB(A)	Sound power level (ambience)  $L_{WA}$ 99,3 dB(A) (metered) acc. to directive 2000/14/EC  $L_{WA}$ 100 dB(A) (guaranteed) acc. to directive 2000/14/EC Sound pressure level (inside the cabin) acc. to standard ISO 6396 $L_{pA}$ 69 dB(A)	Sound power level (ambience)  
<b>Vibrations</b>	Weighted r.m.s. value of acceleration of upper limbs under 2.5 m/s <sup>2</sup> (98 in/s <sup>2</sup> ) Weighted effective value of acceleration for the seat and feet under 0.5 m/s <sup>2</sup> (20 in/s <sup>2</sup> )		

Certified in accordance with CE regulations

## EQUIPMENT

<b>Diesel Engine</b>	<b>Standard</b>	<b>Option</b>
Direct electronic fuel injection / common rail	●	
ECO and Power Mode	●	
Water and charge air cooler	●	
DEF injection, passive regeneration	●	
Advanced automatic idle incl. engine shut-off function	●	
Engine diagnostics interface	●	
Separated high-performance cooler with demand driven, temperature-dependent fan drive and reversible fan	●	
Engine preheating		●
<b>Undercarriage</b>		
All-wheel drive	●	
All-wheel steering		●
Low-maintenance drum brakes	●	
Rear axle oscillating lock	●	
2-speed powershift transmission		●
2-speed manual transmission	●	
4-point stabilizers	●	
Dozer blade in addition to 4-point stabilizers		●
2-point stabilizers and support blade		●
Stabilizer cylinders with integrated two-way check valves	●	
Piston rod protection on stabilizer cylinders	●	
Tool box	●	
Special paint (customer paint work)		●
Solid rubber tires (10.00-20) with intermediate rings	●	
<b>Uppercarriage</b>		
Separated high-performance cooling system for engine, acc and hydraulic systems	●	
Reversible and adjustable fan drives	●	
Automatic central lubrication system	●	
Rear view camera	●	
Side view camera	●	
Service platform	●	
Electric refuelling pump		●
Light protection		●
<b>Operator's Cab</b>		
Vertically adjustable cabin	●	
Single-pane safety glass (ESG)	●	
Sliding window in cab door	●	
Cabin with penetration resistant glass front and top (classification P5A)		●
Cabin with bullet-proof glass (classification P8B)		●
Windshield washer system	●	

## EQUIPMENT

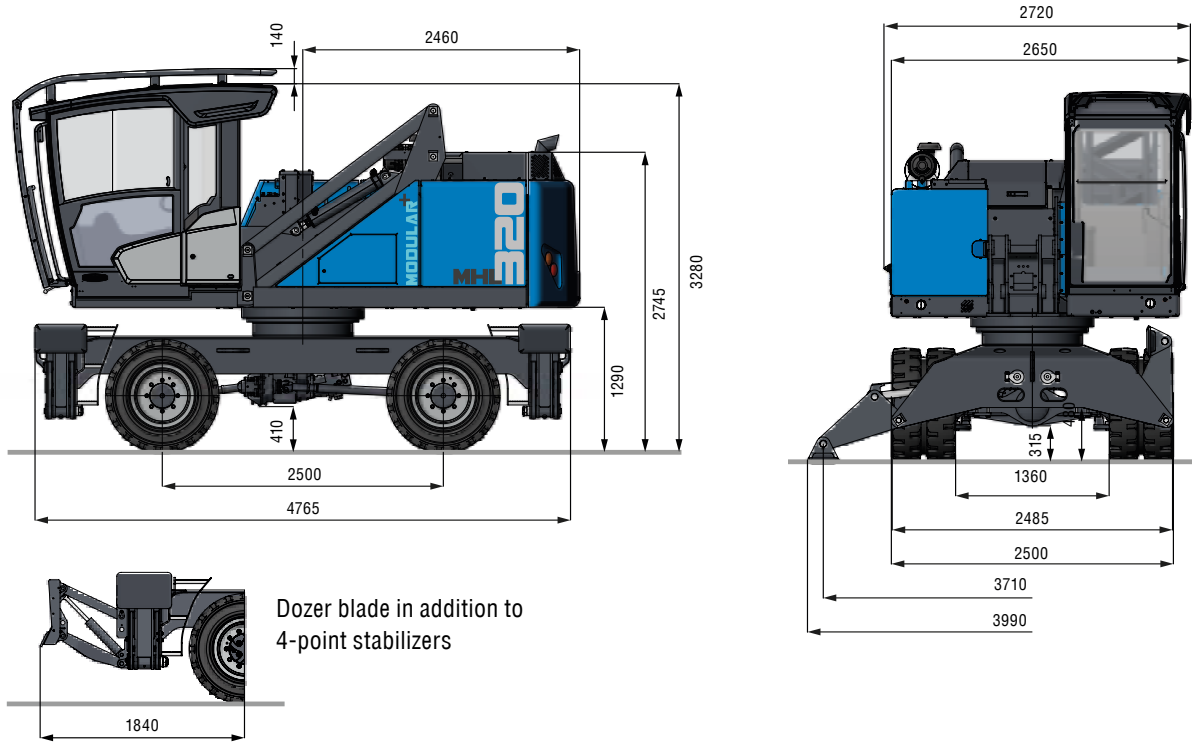
Operator's Cab	Standard	Option
Washing device for roof window		•
Air-cushioned operator seat with headrest, seatbelt and lumbar support	•	
Seat heating		•
Joystick steering	•	
Steering column, height and tilt adjustable		•
Automatic air conditioning	•	
Auxiliary heating		•
Multi-function display	•	
Document net	•	
Bottle holder with cooling	•	
FOPS guard		•
12 V transformer		•
Digital radio (DAB+, USB, Bluetooth and hands-free system)	•	
12V socket / cigarette lighter		•
Fire extinguisher, dry powder		•
Travel alarm w/ rotating beacon		•
<b>Other Equipment</b>		
9 kW DC generator		•
11 kW DC generator		•
Close proximity range limiter for dipperstick	•	
Coolant and hydraulic oil level monitoring system	•	
Overload and working area control		•
Filter system for attachments		•
Rupture valves for lifting cylinders		•
Rupture valves for stick cylinders		•
Overload warning device		•
Quick coupling on dipperstick	•	
Stick protection		•
Active cyclone prefilter (TOP AIR)		•
Hydraulic oil preheating		•
Lubrication of the grab suspension by central lubrication system	•	
Basic LED light packages		•
Power LED light packages		•
Basic LED head lights at the front of the machine	•	
Basic LED working lights cabin roof front	•	
Boom cylinder damping system (piston accumulator)		•
Paint color according to customer's request		•
Fuchs Telematics System, incl. 5 years contract	•	

## DIMENSIONS

### 4-point stabilizers

#### Side view

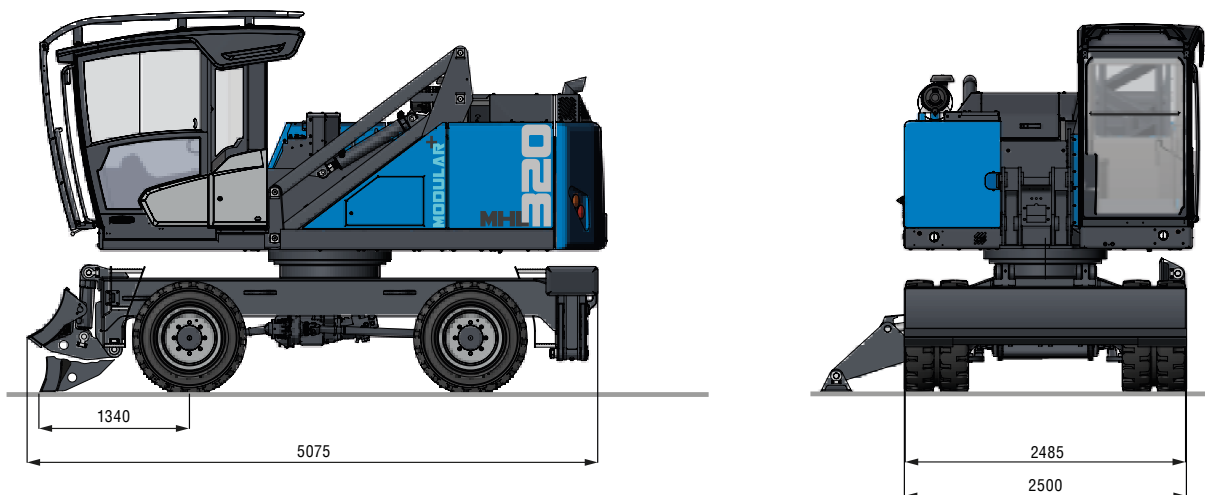
all dimensions in mm



### 2-point Stabilizers and support blade

#### Side view

all dimensions in mm

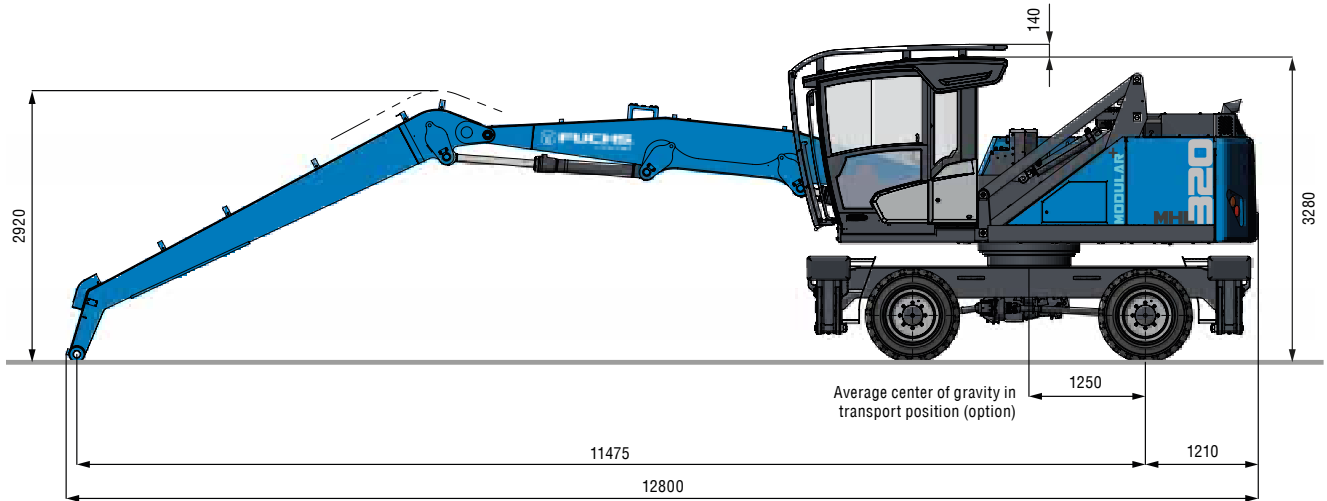
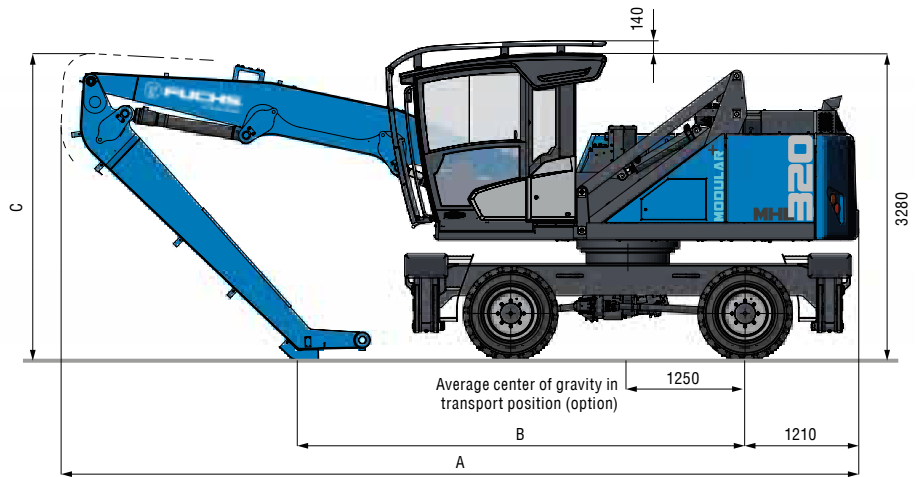








## TRANSPORT DIMENSIONS

### Side view

all dimensions in mm



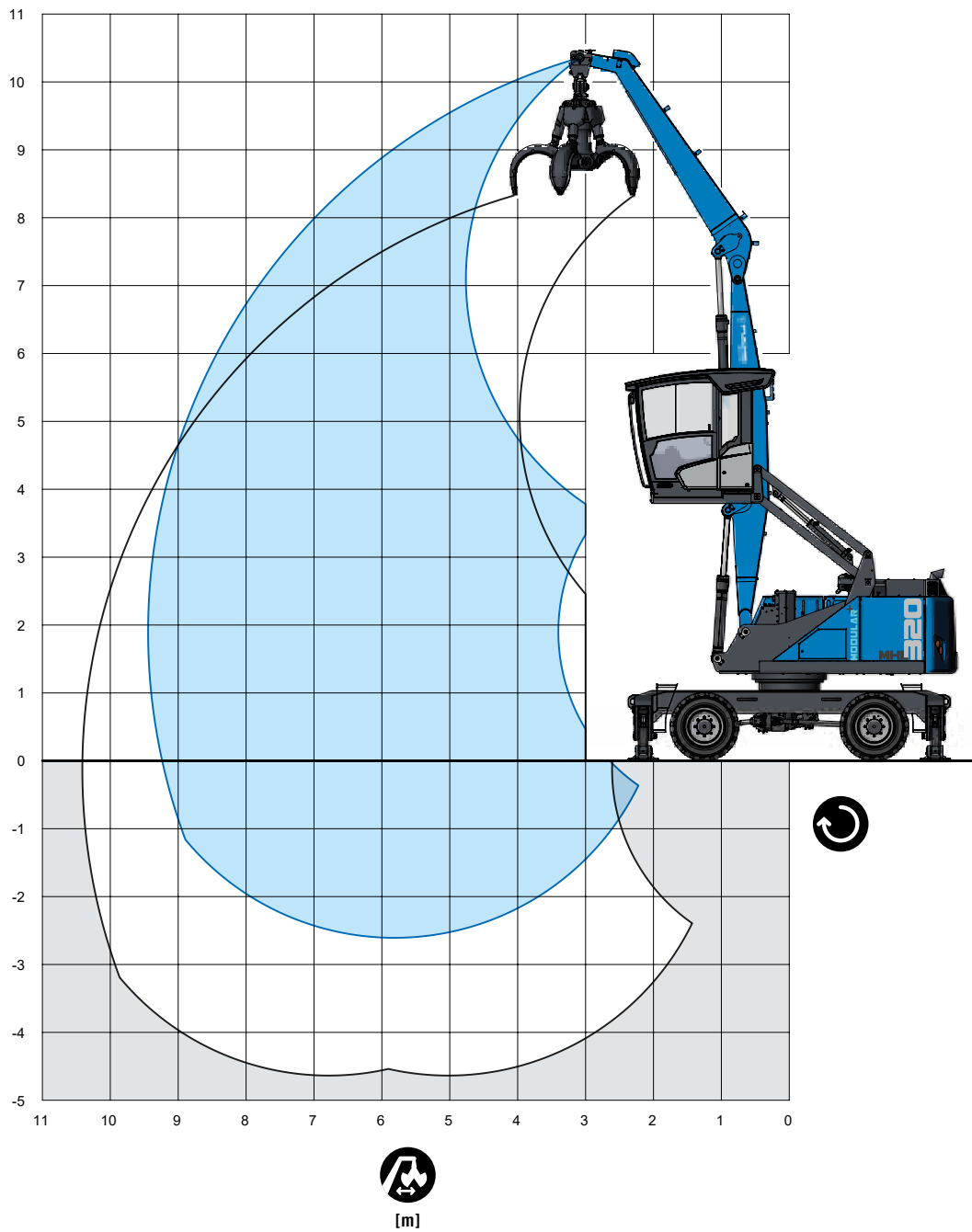
	 8.2 m **	 9.2 m**	 9.5 m	 10.4 m
A	7545 mm	8625 mm	8510 mm	8070 mm
B	3480 mm	4140 mm	4745 mm	4035 mm
C	3150 mm	2850 mm	3275 mm	4825 mm

\*\* Multi-purpose stick





























# REACH

## 9.5 m with dipper stick

Boom: 5.2 m · Dipper stick: 4 m · Fuchs cactus grab



## LIFTING CAPACITY

					
		4.5 m	6 m	7.5 m	9 m
9 m		(6.5°)			
		6.5° (6.5°)			
		6.5° (6.5°)			
7.5 m			(4.6)		
			5.7° (5.7°)		
			5.7° (5.7°)		
6 m			(4.5)	(3.2)	
			5.7° (5.7°)	4.9° (4.9°)	
			5.7° (5.7°)	4.0 (4.9°)	
4.5 m		(6.9)	(4.4)	(3.2)	(2.4)
		7.5° (7.5°)	6.0° (6.0°)	4.9° (4.9°)	3.8 (4.0°)
		7.5° (7.5°)	5.6 (6.0°)	4.0 (4.9°)	3.0 (4.0°)
3 m		(6.5)	(4.3)	(3.1)	(2.3)
		8.5° (8.5°)	6.3° (6.3°)	5.0° (5.0°)	3.8 (3.9°)
		8.4 (8.5°)	5.4 (6.3°)	3.9 (5.0°)	2.9 (3.9°)
1.5 m		(6.1)	(4.1)	(3.0)	(2.3)
		9.2° (9.2°)	6.5° (6.5°)	4.9° (4.9°)	3.7° (3.7°)
		8.0 (9.2°)	5.2 (6.5°)	3.8 (4.9°)	2.9 (3.7°)
0 m		(5.9)	(3.9)	(2.9)	(2.3)
		8.6° (8.6°)	6.2° (6.2°)	4.5° (4.5°)	3.1° (3.1°)
		7.7 (8.6°)	5.0 (6.2°)	3.7 (4.5°)	2.9 (3.1°)
-1.5 m		(5.8)	(3.9)	(2.9)	
		6.8° (6.8°)	5.1° (5.1°)	3.6° (3.6°)	
		6.8° (6.8°)	5.0 (5.1°)	3.6° (3.6°)	
					<b>max. reach 9.5 m</b>
1.9 m					(2.2)
					3.4° (3.4°)
					2.7 (3.4°)

### Recommended attachments upon request



Height



Reach



Center of rotation



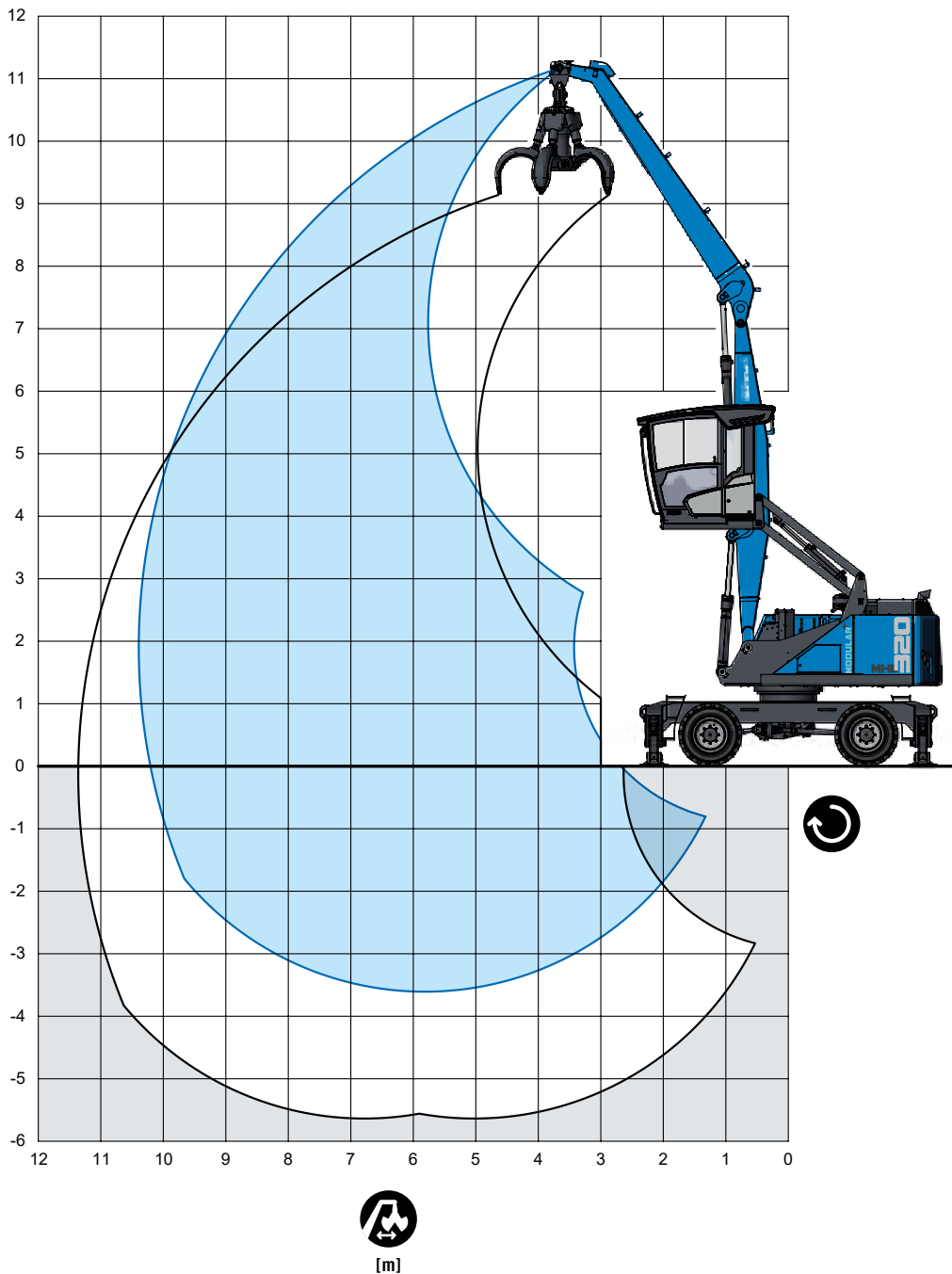
4-point supported

The lift capacity values are stated in metric tons (t). In accordance with ISO 10567, the lift capacity values represents 75 % of the static tipping loads or 87% of the hydraulic lifting force (marked \*). On solid and level ground the values apply to a swing range of 360°. The (...) values apply in the longitudinal direction of the undercarriage. The weights of the attached load hoisting equipment (grab, load hook, etc.) must be deducted from the lift capacity values. The working load of the lifting device must be observed. In accordance with the EN 474-5 for object handling application hose rupture valves on the boom and stick cylinders, an overload warning device and the lift capacity table in the cab are required. The machine has to be supported on a level ground for object handling application.

# REACH





































## 10.4 m with dipper stick

Boom: 5.2 m · Dipper stick: 5 m · Fuchs Cactus grab





## LIFTING CAPACITY

		  			
		4.5 m	6 m	7.5 m	9 m
10.5 m		(5.2°)			
		5.2° (5.2°)			
		5.2° (5.2°)			
9 m			(4.7)		
			4.9° (4.9°)		
			4.9° (4.9°)		
7.5 m			(4.7)	(3.3)	
			5.0° (5.0°)	4.5° (4.5°)	
			5.0° (5.0°)	4.1 (4.5°)	
6 m			(4.7)	(3.3)	(2.4)
			5.1° (5.1°)	4.5° (4.5°)	3.9° (3.9°)
			5.1° (5.1°)	4.1 (4.5°)	3.1 (3.9°)
4.5 m			(4.6)	(3.2)	(2.4)
			5.4° (5.4°)	4.6° (4.6°)	3.9 (4.0°)
			5.4° (5.4°)	4.0 (4.6°)	3.0 (4.0°)
3 m		(6.8)	(4.4)	(3.1)	(2.4)
		7.6° (7.6°)	5.9° (5.9°)	4.8° (4.8°)	3.8 (4.0°)
		7.6° (7.6°)	5.5 (5.9°)	3.9 (4.8°)	3.0 (4.0°)
1.5 m		(6.3)	(4.2)	(3.0)	(2.3)
		8.7° (8.7°)	6.3° (6.3°)	4.9° (4.9°)	3.7 (3.9°)
		8.2 (8.7°)	5.3 (6.3°)	3.8 (4.9°)	2.9 (3.9°)
0 m		(5.9)	(4.0)	(2.9)	(2.2)
		9.0° (9.0°)	6.4° (6.4°)	4.8° (4.8°)	3.6° (3.6°)
		7.8 (9.0°)	5.1 (6.4°)	3.7 (4.8°)	2.8 (3.6°)
-1.5 m		(5.7)	(3.8)	(2.8)	(2.2)
		8.1° (8.1°)	5.8° (5.8°)	4.3° (4.3°)	3.0° (3.0°)
		7.6 (8.1°)	4.9 (5.8°)	3.6 (4.3°)	2.8 (3.0°)
-3 m		(5.7)	(3.8)	(2.8)	
		6.0° (6.0°)	4.4° (4.4°)	3.1° (3.1°)	
		6.0° (6.0°)	4.4° (4.4°)	3.1° (3.1°)	
					<b>max. reach 10.4 m</b>
1.9 m					(1.9)
					3.0° (3.0°)
					2.4 (3.0°)

### Recommended attachments upon request



Height



Reach



Center of rotation



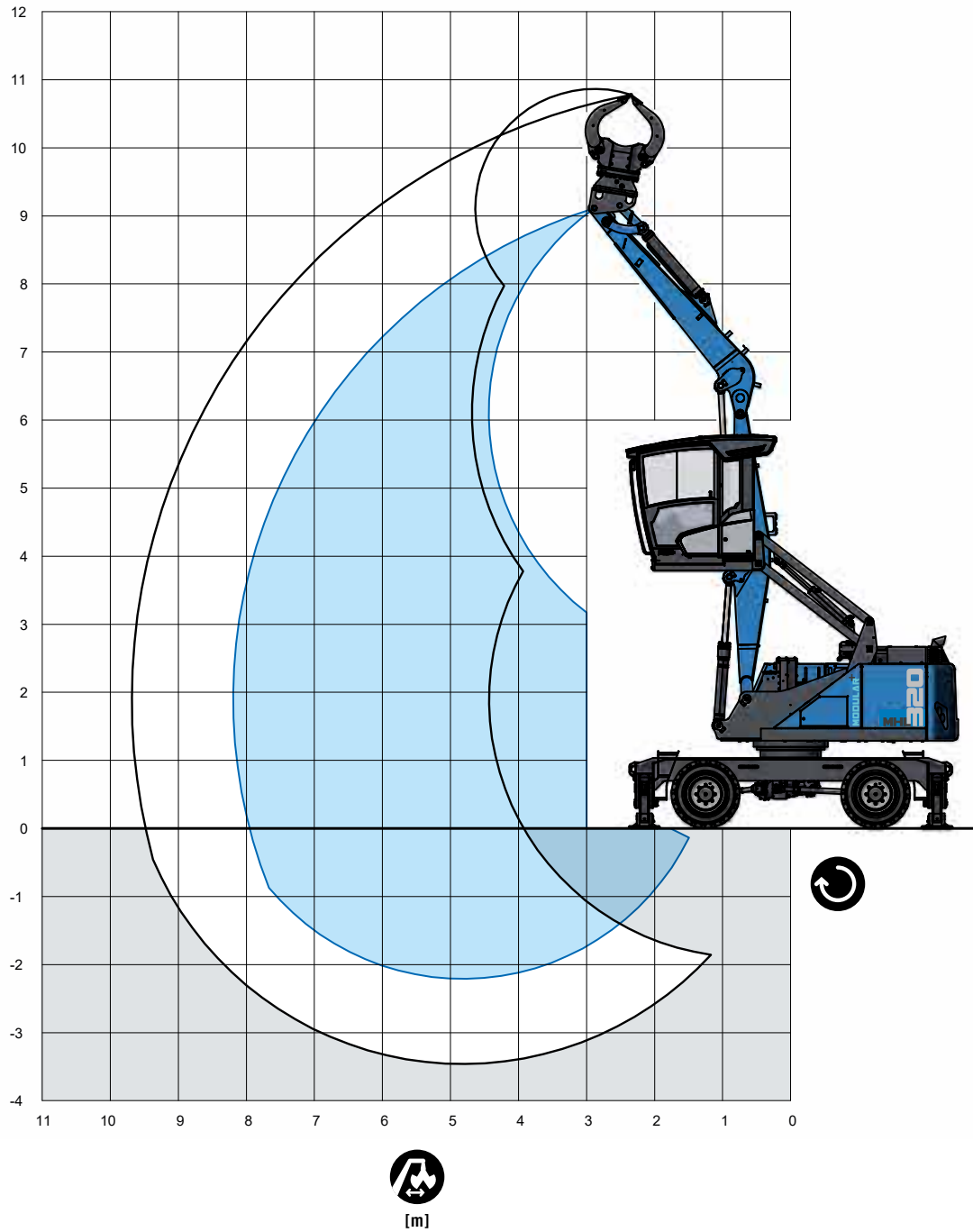
4-point supported

The lift capacity values are stated in metric tons (t). In accordance with ISO 10567, the lift capacity values represents 75 % of the static tipping loads or 87% of the hydraulic lifting force (marked \*). On solid and level ground the values apply to a swing range of 360°. The (...) values apply in the longitudinal direction of the undercarriage. The weights of the attached load hoisting equipment (grab, load hook, etc.) must be deducted from the lift capacity values. The working load of the lifting device must be observed. In accordance with the EN 474-5 for object handling application hose rupture valves on the boom and stick cylinders, an overload warning device and the lift capacity table in the cab are required. The machine has to be supported on a level ground for object handling application.


























# REACH

## 8.2 m with multi-purpose stick

Boom: 4.2 m · Dipper stick: 3.7 m · Sorting grapple



## LIFTING CAPACITY

					
		3 m	4.5 m	6 m	7.5 m
7.5 m			(6.8°)		
			6.8° (6.8°)		
			6.8° (6.8°)		
6 m			(6.8°)	(4.3)	
			6.8° (6.8°)	5.9° (5.9°)	
			6.8° (6.8°)	5.5 (5.9°)	
4.5 m			(6.8)	(4.3)	(3.0)
			7.2° (7.2°)	6.0° (6.0°)	4.8° (4.8°)
			7.2° (7.2°)	5.4 (6.0°)	3.8 (4.8°)
3 m		(9.4°)	(6.5)	(4.2)	(2.9)
		9.4° (9.4°)	8.2° (8.2°)	6.3° (6.3°)	4.8 (4.9°)
		9.4° (9.4°)	8.2° (8.2°)	5.3 (6.3°)	3.7 (4.9°)
1.5 m		(10.5)	(6.2)	(4.0)	(2.9)
		10.5 (10.5)	9.1° (9.1°)	6.4° (6.4°)	4.7° (4.7°)
		10.5 (10.5)	8.1 (9.1°)	5.1 (6.4°)	3.7 (4.7°)
0 m		(7.4°)	(5.9)	(3.9)	(2.8)
		7.4° (7.4°)	8.8° (8.8°)	6.0° (6.0°)	4.0° (4.0°)
		7.4° (7.4°)	7.8 (8.8°)	5.0 (6.0°)	3.6 (4.0°)
-1.5 m		(8.0°)	(5.8)	(3.8)	
		8.0° (8.0°)	6.9° (6.9°)	4.5° (4.5°)	
		8.0° (8.0°)	6.9° (6.9°)	4.5° (4.5°)	
<b>max. reach 8.1 m</b>					
1.9 m					(2.5)
					4.0° (4.0°)
					3.2 (4.0°)

### Recommended attachments upon request



Height



Reach



Center of rotation



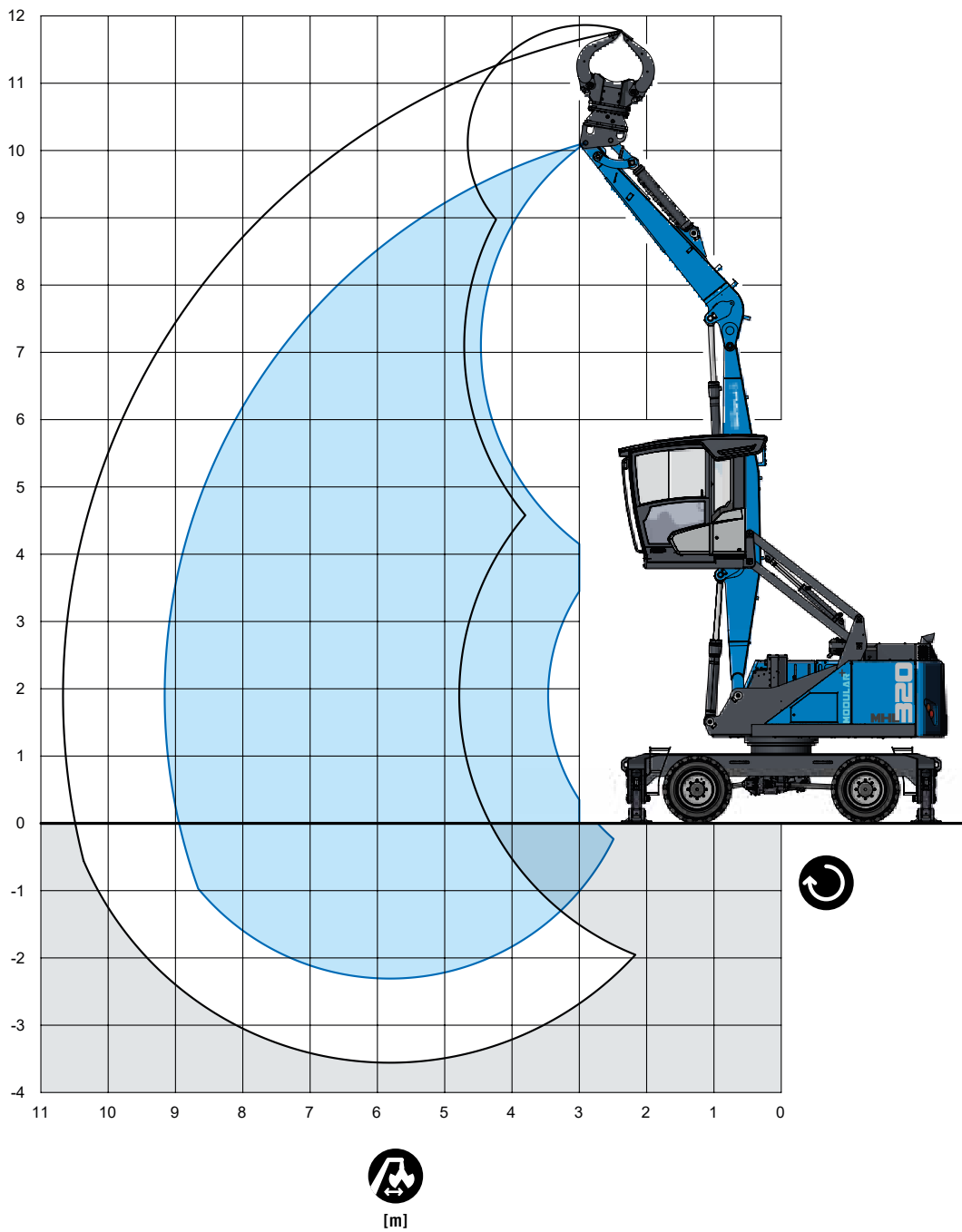
4-point supported

The lift capacity values are stated in metric tons (t). In accordance with ISO 10567, the lift capacity values represents 75 % of the static tipping loads or 87% of the hydraulic lifting force (marked \*). On solid and level ground the values apply to a swing range of 360°. The (...) values apply in the longitudinal direction of the undercarriage. The weights of the attached load hoisting equipment (grab, load hock, etc.) must be deducted from the lift capacity values. The working load of the lifting device must be observed. In accordance with the EN 474-5 for object handling application hose rupture valves on the boom and stick cylinders, an overload warning device and the lift capacity table in the cab are required. The machine has to be supported on a level ground for object handling application.

# REACH































## 9.2 m with multi-purpose stick

Boom: 5.2 m banana boom · Dipper stick: 3.7 m · Sorting grapple





## LIFTING CAPACITY

		  			
		4.5 m	6 m	7.5 m	9 m
9 m		(6.5°)			
		6.5° (6.5°)			
		6.5° (6.5°)			
7.5 m		(6.8°)	(4.3)		
		6.8° (6.8°)	5.6° (5.6°)		
		6.8° (6.8°)	5.5 (5.6°)		
6 m		(6.9°)	(4.3)	(3.0)	
		6.9° (6.9°)	5.6° (5.6°)	4.7° (4.7°)	
		6.9° (6.9°)	5.5 (5.6°)	3.8 (4.7°)	
4.5 m		(6.6)	(4.2)	(2.9)	
		7.5° (7.5°)	5.8° (5.8°)	4.7° (4.7°)	
		7.5° (7.5°)	5.3 (5.8°)	3.7 (4.7°)	
3 m		(6.2)	(4.0)	(2.8)	(2.1)
		8.4° (8.4°)	6.1° (6.1°)	4.7° (4.7°)	3.6° (3.6°)
		8.1 (8.4°)	5.1 (6.1°)	3.6 (4.7°)	2.7 (3.6°)
1.5 m		(5.8)	(3.8)	(2.7)	(2.1)
		8.8° (8.8°)	6.2° (6.2°)	4.6° (4.6°)	3.2° (3.2°)
		7.7 (8.8°)	4.9 (6.2°)	3.5 (4.6°)	2.7 (3.2°)
0 m		(5.6)	(3.7)	(2.7)	
		8.0° (8.0°)	5.7° (5.7°)	4.1° (4.1°)	
		7.4 (8.0°)	4.8 (5.7°)	3.5 (4.1°)	
-1.5 m		(5.5)	(3.6)	(2.6)	
		6.0° (6.0°)	4.4° (4.4°)	3.0° (3.0°)	
		6.0° (6.0°)	4.4° (4.4°)	3.0° (3.0°)	
					<b>max. reach 9.2 m</b>
1.9 m					(2.0)
					3.2° (3.2°)
					2.6 (3.2°)

### Recommended attachments upon request



Height



Reach



Center of rotation



4-point supported

The lift capacity values are stated in metric tons (t). In accordance with ISO 10567, the lift capacity values represents 75 % of the static tipping loads or 87% of the hydraulic lifting force (marked \*). On solid and level ground the values apply to a swing range of 360°. The (...) values apply in the longitudinal direction of the undercarriage. The weights of the attached load hoisting equipment (grab, load hock, etc.) must be deducted from the lift capacity values. The working load of the lifting device must be observed. In accordance with the EN 474-5 for object handling application hose rupture valves on the boom and stick cylinders, an overload warning device and the lift capacity table in the cab are required. The machine has to be supported on a level ground for object handling application.

# MODULAR SYSTEM

## Attachments




Cactus grab



Timber grapple



Magnet plate



Clamshell grab



Load hook



Sorting grapple




## LOADING EQUIPMENT



Straight



Multi-purpose stick



## Undercarriage



Standard-undercarriage



0.8 m



Standard-undercarriage




1.4 m



XL-undercarriage



Crawler



**Cab Systems**




Vertically adjustable

**Engines**

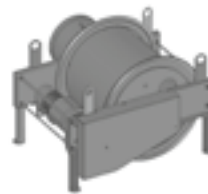


Diesel engine



Electric motor

**Options**




Cable drum




Crawler



0.8 m



AHL standard-undercarriage



0.4-3.0 m



AHL Pylon

0.6-3.0 m



---

**[www.terex-fuchs.com](http://www.terex-fuchs.com)**

January 2023. Product specifications and prices are subject to change without notice or obligation. The photographs and/or drawings in this document are for illustrative purposes only. Refer to the appropriate Operator's Manual for instructions on the proper use of this equipment. Failure to follow the appropriate Operator's Manual when using our equipment or to otherwise act irresponsibly may result in serious injury or death. The only warranty applicable to our equipment is the standard written warranty applicable to the particular product and sale and Terex makes no other warranty, express or implied. © Terex Corporation 2022 - Terex, the Terex Crown design, Fuchs and Works For You are trademarks of Terex Corporation or its subsidiaries.

Terex® Deutschland GmbH | Industriestraße 3 | 76669 Bad Schönborn | Germany | Fon: +49 (0) 7253 84-0 | Fax: +49 (0) 7253 84-102 | [info@terex-fuchs.com](mailto:info@terex-fuchs.com)

