



CHARGER SERIES MIXER



CHARGER PARTS MANUAL

MODEL YEAR 2018 TO PRESENT

Released: OCT 2018

Part No. 37115 CHPB REV1

TEREX ADVANCE DISTRIBUTION CENTER



Convenient Midwest location to service all your mixer replacement part needs.



TEREX®

(800) 433-6691

This replacement parts guide for Charger Series concrete mixer truck parts is not all-inclusive for every equipment model available. This catalog primarily covers Charger Series mixers produced from model year 2018 to current.

If you need additional reference guides, or if you have questions or comments, please provide your pertinent mailing information (company name / address / phone / fax / e-mail), using any of the following:

TEREX ADVANCE MIXER

7727 Freedom Way

Fort Wayne, IN 46818

Phone: 800.433.6691

Fax: 260.497.0939

www.terexmixerparts.com

© 2018 Terex Corporation - All Rights Reserved

Terex® is a registered trademark of Terex Corporation in the United States of America and many other countries. Products and services listed may be trademarks, service marks, or trade names of Terex Corporation and/or its subsidiaries in the United States of America and other countries, and all rights are reserved.

No part of this manual may be reproduced in any way without the express prior written consent of Terex Corporation.

Protect your Terex mixer with genuine Terex replacement parts and service. Terex is committed to provide the highest quality OEM parts resulting in the lowest cost of ownership in the industry.

Thank you for your business

- Factory service technicians available for on-site diagnostics and repairs
- Visa® and MasterCard® accepted

Genuine Quality OEM Parts-Every Time.



(800) 433-6691

PARTS GROUPS

CHARGER SERIES MIXER

1 FRAMES

- 1.1 CHARGER FRAME COMPONENTS
- 1.2 L9 ENGINE MOUNTS
- 1.3 CHARGER PRIMAAX SUSPENSION

2 SUSPENSION

- 2.1 CHARGER FRONT AXLE ASSEMBLY
- 2.2 DANA D2200 WHEEL ENDS
- 2.4 BENDIX ADB22X CALIPER DETAIL
- 2.5 DANA / CONMET HUB & ROTOR
- 2.6 HENDRICKSON COMPOSILITE
- 2.7 TANDEM AXLES - DANA 46-170
- 2.8 TANDEM AXLE BRAKES - BENDIX
- 2.9 TANDEM SUSPENSION DETAILS, HENDRICKSON PRIMAAX
- 2.10 DANA TANDEM DRIVE HUB DETAIL

3 ENGINES

- 3.1 RADIATOR PACKAGE, L9 ENGINE
- 3.2 AIR INTAKE, L9 ENGINE
- 3.3 WATER & CAC PIPING, L9 ENGINE
- 3.4 ENGINE & TRANS MNTG L9
- 3.5 FAN CLUTCH & RING SHROUD L9
- 3.6 AFTERTREATMENT, SCR/DPF, L9
- 3.7 ENGINE COMPONENTS, L9
- 3.8 DEF TANK, L9
- 3.9 FUEL TANK DETAIL

4 HOODS

- 4.1 HOOD MODEL YEAR 2018
- 4.2 HOOD MY 2018 DETAIL

5 POWER TRANSFER

- 5.1 TRANSFER CASE, TEREX

6 CAB

- 6.1 CAB EXTERIOR
- 6.2 CAB INTERIOR

6.3 STANDARD CAB COMPONENTS

- 6.4 STANDARD CAB DOOR ASSY
- 6.5 DASH, COMPLETE, STD, CAB
- 6.6 GAUGE PANEL, DASH, STD
- 6.7 DASH PANEL CONTROLS
- 6.8 CLIMATE CONTROLS & GAUGE PANEL
- 6.9 OVERHEAD CONSOLE
- 6.10 RIGHT SIDE CONSOLE
- 6.11 CONTROLS, ELECT/HYDR W/TRANS SELECT
- 6.12 CONTROLS STICK, ELECT/HYD W/TRANS
- 6.13 HVAC, HEATER/DEFROST, STANDARD CAB
- 6.14 HVAC, HEATER/DEFROST, AC STANDARD CAB

7 FENDERS

- 7.1 FRONT FENDER, STSD
- 7.2 FRONT FENDER, CBSD
- 7.3 REAR FENDER, 3AX, 2018
- 7.4 REAR FENDER, 4AX, 2018

8 OPTION ITEMS

- 8.1 BATTERY BOX
- 8.2 TOOL BOX & BUCKET HOLDER
- 8.3 CAMERA / LIGHTING OPTIONS
- 8.4 MIRRORS
- 8.5 CAMERA SYSTEM, SAFETY VISION
- 8.6 CAMERA SYSTEM BRIGADE
- 8.7 PUSHER AIR CONTROL BOX

9 UPRIGHTS

- 9.1 CHARGER UPRIGHT ASSEMBLY
- 9.3 CHARGE HOPPER DETAIL
- 9.4 CHUTE SWING DETAIL
- 9.5 CHARGER UPRIGHT MOUNTS

10 PEDESTALS

- 10.1 CHARGER DRIVE PEDESTAL
- 10.2 CHARGER ROLLER PEDESTAL
- 10.3 UPRIGHT SUPPORTS



PARTS GROUPS

CHARGER SERIES MIXER

11 WATER SYSTEM

- 11.1 CHARGER WATER TANK,
ROAD SIDE SIGHT GAUGE
- 11.2 CHARGER WATER DISCHARGE
SYSTEMS
- 11.3 CHARGER WATER TANK
PLUMBING SYSTEM
- 11.4 CHARGER WATER TANK
PLUMBING, STD
- 11.5 CHARGER HEATED WATER
SYSTEM
- 11.6 CHARGER HEATED MANIFOLD
- 11.7 FLAP VALVE ASSY-W/SPRING

12 AIR SYSTEM

- 12.1 BRAKE TREADLE VALVE
- 12.2 CHARGER ABS VALVE, REAR
- 12.3 CHARGER ABS VALVE, FRONT
- 12.4 CHARGER IR-2 INVERSION VALVE
- 12.5 CHARGER AIR TANK DRAINS
- 12.6 CHARGER AIR TANK FITTINGS
- 12.7 CHARGER AIR TANK ASSEMBLY
- 12.8 CHARGER AIR DISTRIBUTION
MANIFOLD
- 12.9 CHARGER AIR SWITCH/32 PORT,
MANIFOLD

13 HYDRAULIC SYSTEMS

- 13.1 CHARGER HYDRAULIC SYSTEM
- 13.2 CHARGER HYDRAULIC RESERVOIR
- 13.3 CHARGER HYD TANK FITTINGS
- 13.4 HYDRAULIC MANIFOLD

14 ELECTRICALS

- 14.1 WIRING HARNESS, L9
- 14.2 CHARGER MIXER LIGHTING

15 CHUTES

- 15.1 CHUTE, HYD FLIP, 4 SECTION
- 15.2 CHUTE, HYD FLIP, 3 SECTION
- 15.3 MANUAL FLIP CHUTES
- 15.4 EXTENSION CHUTES
- 15.5 CHARGER CHUTE CARRIER

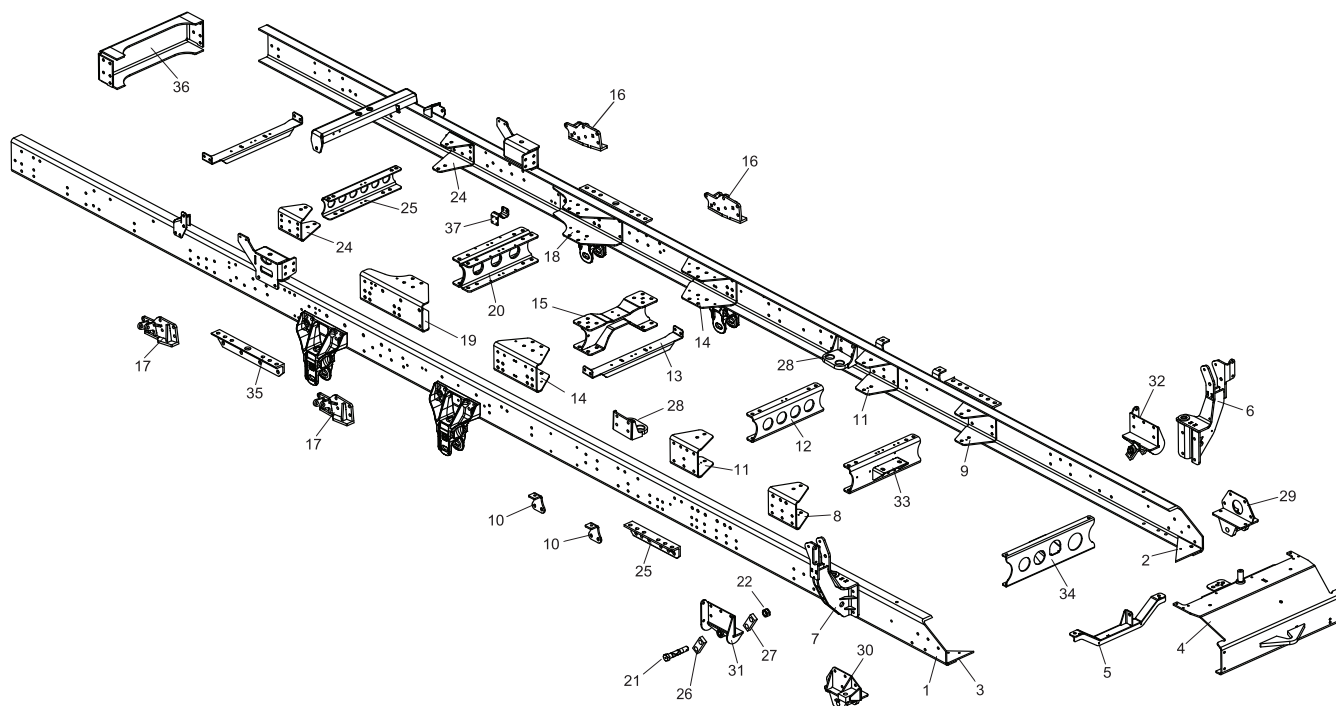
16 BARRELS

- 16.1 CHARGER SERIES MIXER
REPLACEMENT DRUMS
- 16.2 MEASUREMENT SHEET
FRONT DISCHARGE DRUM
- 16.3 CHARGER FIN BREAKDOWN

17 MISCELLANEOUS FORMS

- 17.1 TMMB RATING PLATE
- 17.3 SPEEDOMETER REQUEST
- 17.4 CREDIT APPLICATION

FRAMES



REF	PART NO.	DESCRIPTION	REF	PART NO.	DESCRIPTION
1	11200	Rail, Frame, 35'4"	19	36291	FISH PLATE, XMBR #5 CBSD
2	34977	GUSSET,FRAME,RDSD	20	36281	WDMT, CROSSMEMBER, #5 FULL
3	34978	GUSSET,FRAME,RDSD	21	13119	Pin, Spring, Front Axle
4	36273	WDMT, X-MEMB #1, Single Short W/Slot	22	24246	Nut, Slotted HEX, 1-1/4"-7, PF
	36890	WDMT, X-MEMB #1, No tow bar	23	36374	FISH PLATE, #6 XMBR
5	33623	WDMT, X-MEMB, Steering Gear, MY13	24	36561	CROSSMEMBER, #6
6	36245	WDMT, UPRIGHT SUPPORT,RDSD	25	18291	Angle, Front PED, Hold Down, Lower
7	36246	WDMT, UPRIGHT SUPPORT,CBSD	26	13130	Block, Shackle, Outside, Front Axle
8	36371	FISHPLATE, #2 XMBR-CBSD	27	13131	Block, Shackle, Inside, Front Axle
9	36372	FISHPLATE, #2 XMBR-RDSD	28	33493	WDMT, BRKT, Transfer Case, MY13
10	36455	BRKT,WATER TNK FRAME MNTG	29	33532	WDMT,Front Spring Hanger,RDSD,MY13
11	36373	FISH PLATE, #3 XMBR	30	36278	WDMT, Spring Hanger,Front CBSD
12	36292	CROSSMEMBER , #3 FULL	31	36239	WDMT, SPRG BRKT FRT/RR-CBSD
13	36282	SUPPORT, CENTER BEARING	32	36240	WDMT, SPRG BRKT,FRT SHKL RDSD
14	36284	FISH PLATE, XMBR #4	33	36560	WDMT, CROSSMEMBER #2
15	36289	WDMT, XMBR #4	34	36834	WDMT, CHANNEL, STRG SHAFT XMBR
16	36828	WDMT, AXLE STOP/TVTR BRKT RDSD	35	12778	Lower Pedestal Hold Down
17	36829	WDMT, AXLE STOP/TVTR BRKT CBSD	36	21764	X-Member, Rear, Bolt-On, No Tow Bar
18	36290	FISH PLATE, XMBR #5 RDSD	37	36458	Bracket, Ride Height Valve

WHEN ORDERING PARTS, SPECIFY MODEL NUMBER, SERIAL NUMBER AND DESCRIPTION OF PARTS REQUIRED



CHARGER FRAME COMPONENTS

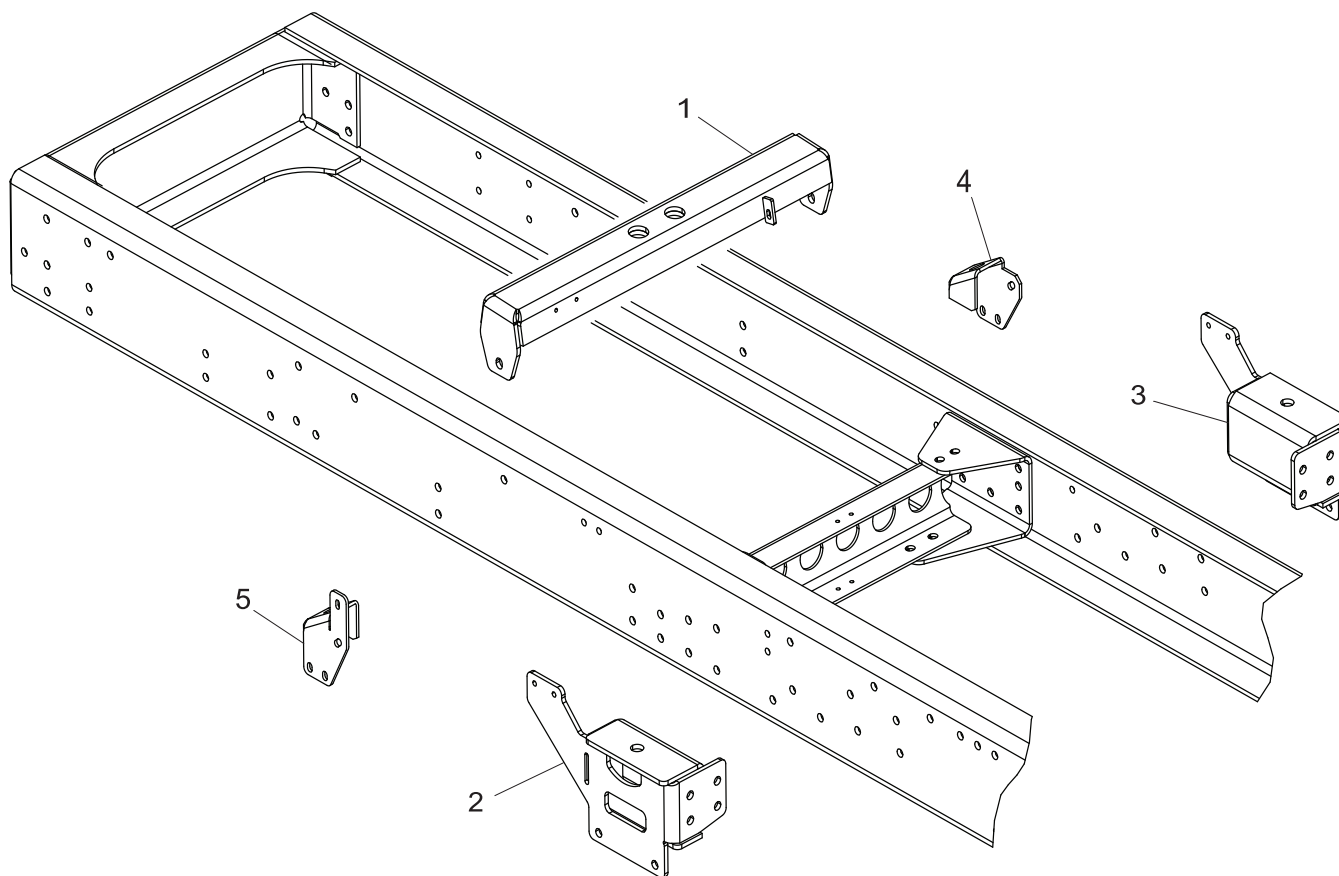
DATE: Released 10-2018

MODEL: FD

PAGE: 1.1

GROUP

1



REF PART NO. DESCRIPTION

1	36360	WDMT, MNT, ENGINE, FRONT
2	35968	WDMT, MNT, XMSN, LWR, X12, RDSD
3	35969	WDMT, MNT, XMSN, LWR, X12, CBSD

REF PART NO. DESCRIPTION

4	36378	BRKT, LWR MNTING, RDSD, L9
5	36379	BRKT, LWR MNTING, CBSD, L9

WHEN ORDERING PARTS, SPECIFY MODEL NUMBER, SERIAL NUMBER AND DESCRIPTION OF PARTS REQUIRED



CUMMINS L9 ENGINE MOUNTS

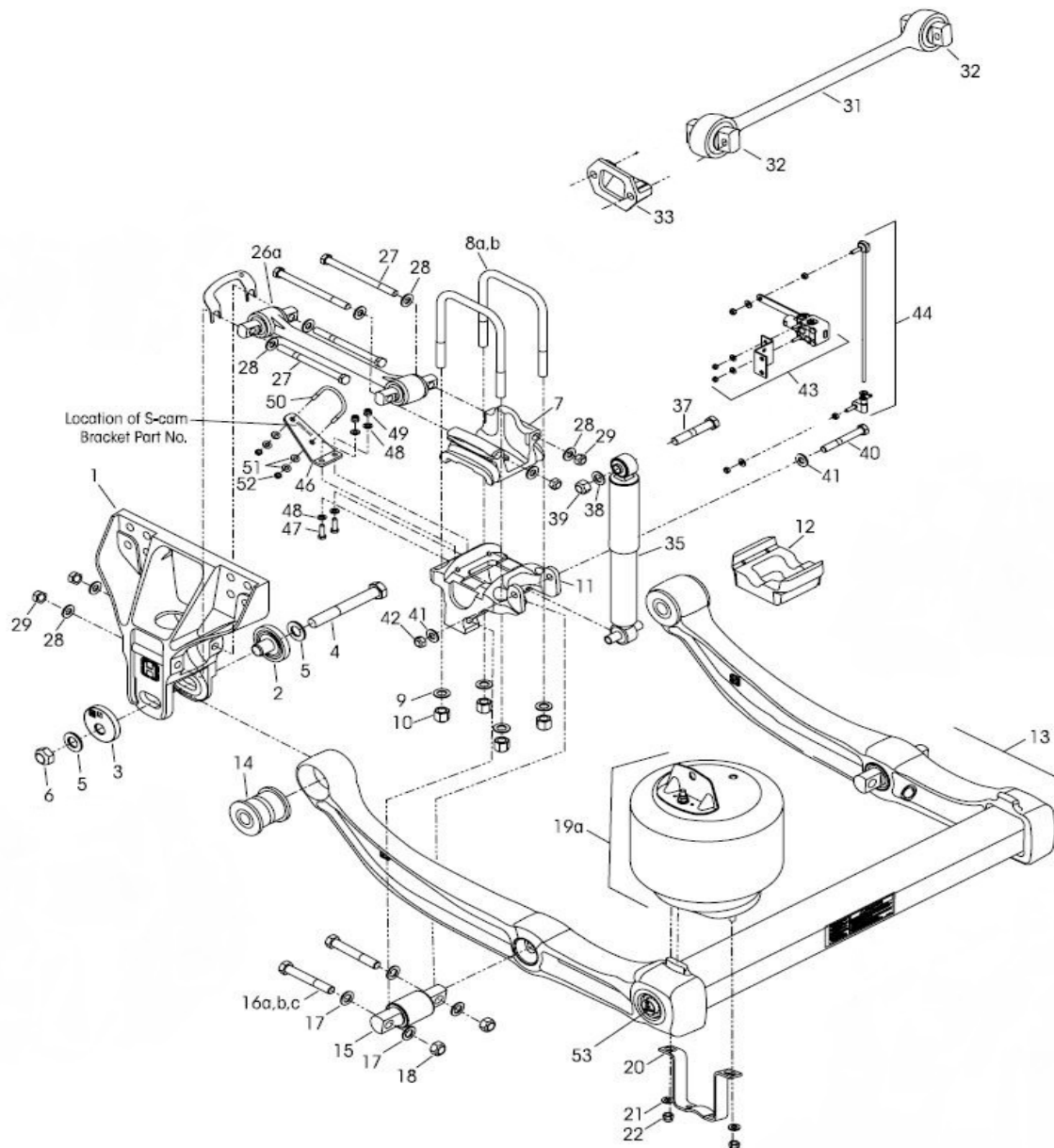
DATE: Released 10-2018

MODEL: FD

PAGE: 1.2

GROUP

1



REF PART NO. DESCRIPTION

- * 36387 SUSP, Frame Kit, 46K PRIMAAX EX,RH 8.75"
- * 36388 SUSP, Axle Kit, 46K PRIMAAX EX,RH 8.75"

WHEN ORDERING PARTS, SPECIFY MODEL NUMBER, SERIAL NUMBER AND DESCRIPTION OF PARTS REQUIRED



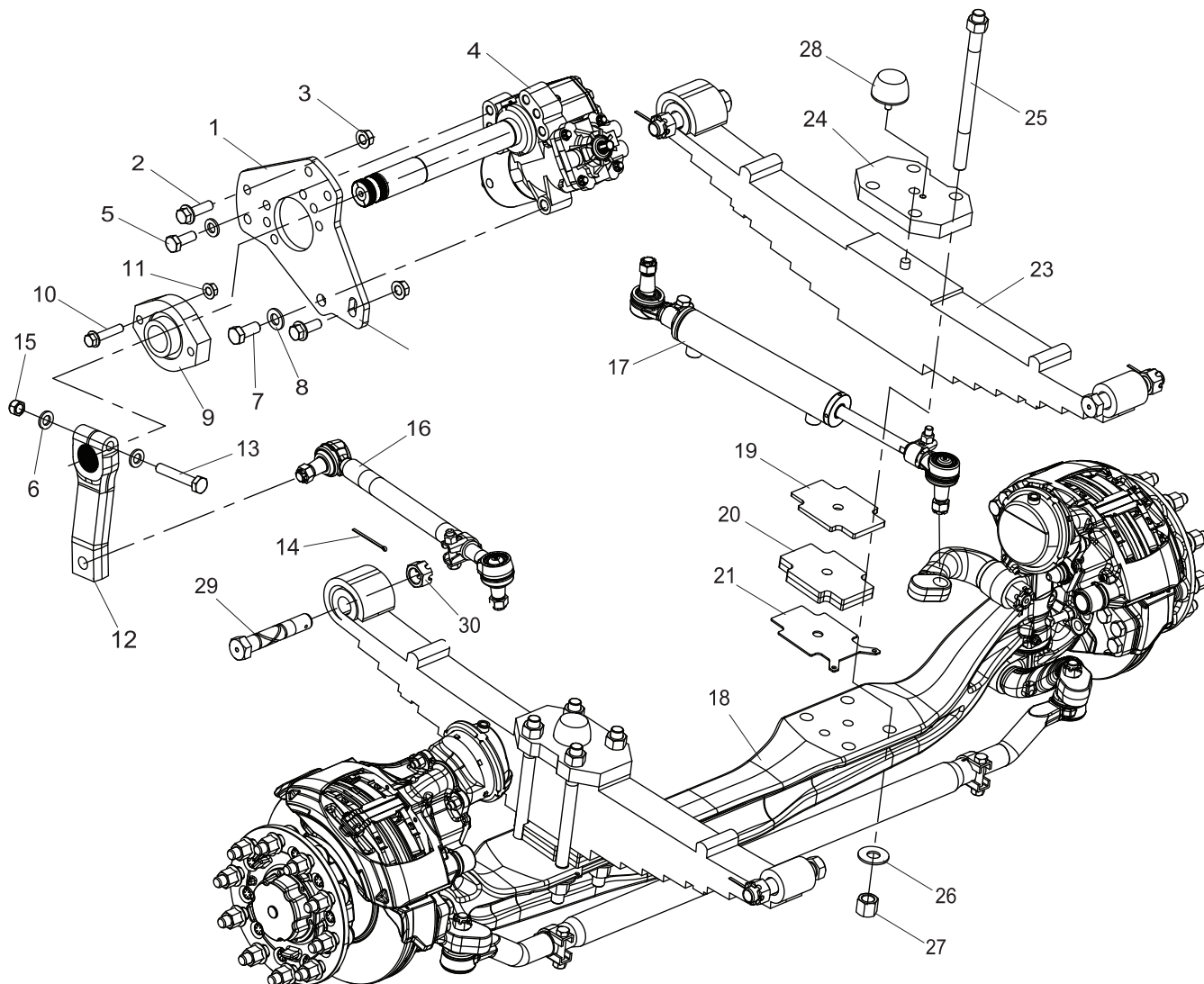
CHARGER PRIMAX SUSPENSION

DATE: Released 10-2018
MODEL: FD
PAGE: 1.3

GROUP

1

SUSPENSION



REF	PART NO.	DESCRIPTION	QTY	REF	PART NO.	DESCRIPTION	QTY
1	36293	Plate, MNTG, Steering Gear, Rear, ...	1	16	33531	Drag Link, MY13 FD	1
2	14463	Bolt, Flange, 3/4-16 X 2-1/2, GR8	4	17	33709	ASSY,Cyl,Steering,W/Sockets,MY13..	1
3	14460	Nut, Lock Flange, 3/4-16, GR8	4	18	36636	Axle, Front, Dana D-2200W 22.8K	
4	36503	Steering Gear, TRW TAS85	1			Non-Drive, Disc Brake	1
5	19162	Bolt, HHCS, 3/4-16 X 2, GR8	6	19	36294	Spacer, Front Axle	2
6	19039	Washer, Flat, 3/4 A325	10	20	36295	Spacer 2, Front Axle	2
7	19247	Bolt, HHCS, 7/8-14 X 2, GR8	1	21	36265	Wedge Plate, Front Axle, Dana.....	1
8	19075	Washer, Flat, 7/8 GR2	1	22*	34445	Hose ASM,Lube Frt Spring Eye - RT..	1
9	13149	ASSY, Pillow Block, Steering Shaft ...	1	23	30270	Spring Pack, Leaf, Front Axle	2
10	14466	Bolt, FLNG, 5/8"-18 X 3-1/2", GR8	2	24	36264	Plate, Top Spring, Front Axle	2
11	14461	Nut, Lock, Flange, 5/8"-18, GR8	2	25	36268	WDMT, Bolt, Front Axle Tie-Down.....	8
12	33626	Pitman Arm, MY 2013 Design	1	26	19088	Washer, Flat, 1", ASTM F436, Plain....	8
13	37042	BOLT,HCS,3/4"-16 X 4.5",GR8,PF.....	2	27	11398	Nut, High HEX, 1"-14, GR8.....	8
14	19193	Pin, Cotter, 3/16" X 3-1/2", GR2	4	28	33639	Front Axle Overload, Single STUD	2
15	37037	Nut, Lock, Top, 3/4"-16,ZP,GRC.....	2	29	13119	Pin, Spring, Front Axle	4
				30	24246	Nut, Slotted HEX, 1-1/4"-7, PF.....	4

ITEM 22 NOT SHOWN

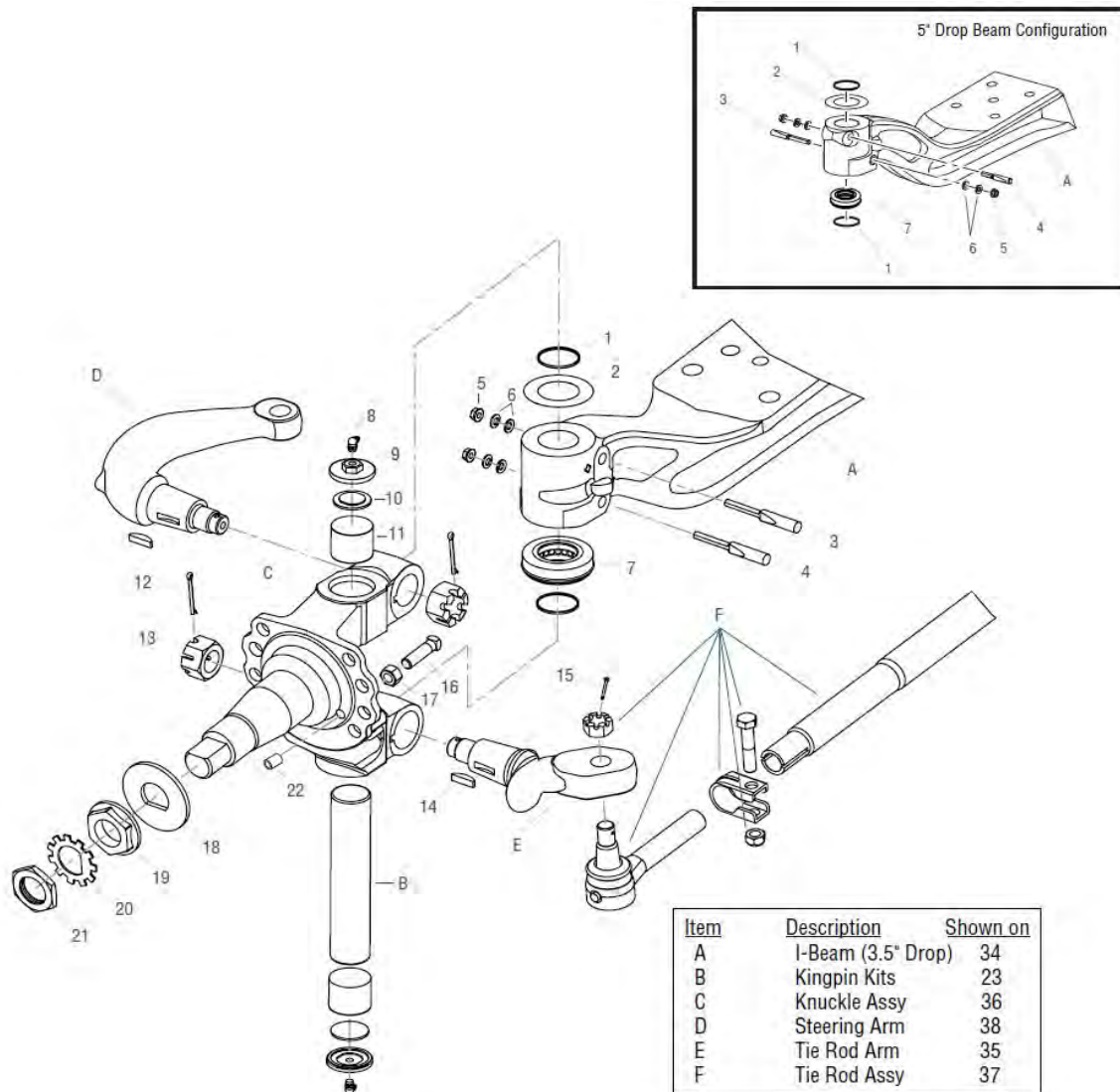
WHEN ORDERING PARTS, SPECIFY MODEL NUMBER, SERIAL NUMBER AND DESCRIPTION OF PARTS REQUIRED



CHARGER FRONT AXLE ASSEMBLY

DATE: Released 10-2018
MODEL: FD
PAGE: 2.1

GROUP
2



REF PART NO. DESCRIPTION

1*	160HH100	SEAL, KING PIN, UPPER / LOWER
2*	160HS100-1	SHIM, .005 THICK
	160HS100-2	SHIM, .010 THICK
	160HS100-3	SHIM, .020 THICK
3	220HP100-1	DRAW KEY, INNER
4	220HP100-2	DRAW KEY, INNER
5	220HN103	NUT DRAW KEY
6	1460HN100	WASHER, BELLVILLE
7	220HC100	BEARING ASSEMBLY, THRUST
8	1001414	GREASE FITTING
9	971370	CAP, KING PIN
10	971010	FOAM INSERT
11	160HD100	BUSHING, KING PIN

REF PART NO. DESCRIPTION

12	220HP101	COTTER PIN
13	161HN101	NUT, SLOTTED
14	HP103	KEY, WOODRUFF
15	HP102	COTTER PIN
16	971454	SCREW, STOP
17	220HN106	NUT, HEX
18	220HN105	WASHER
19	976921	LOCKNUT, HEX FLANGE
20	HN114	WASHER - KEYED
21	M10HN107	LOCK, SPINDLE NUT
22	120RT100	SLEEVE, ABS MOUNTING

*

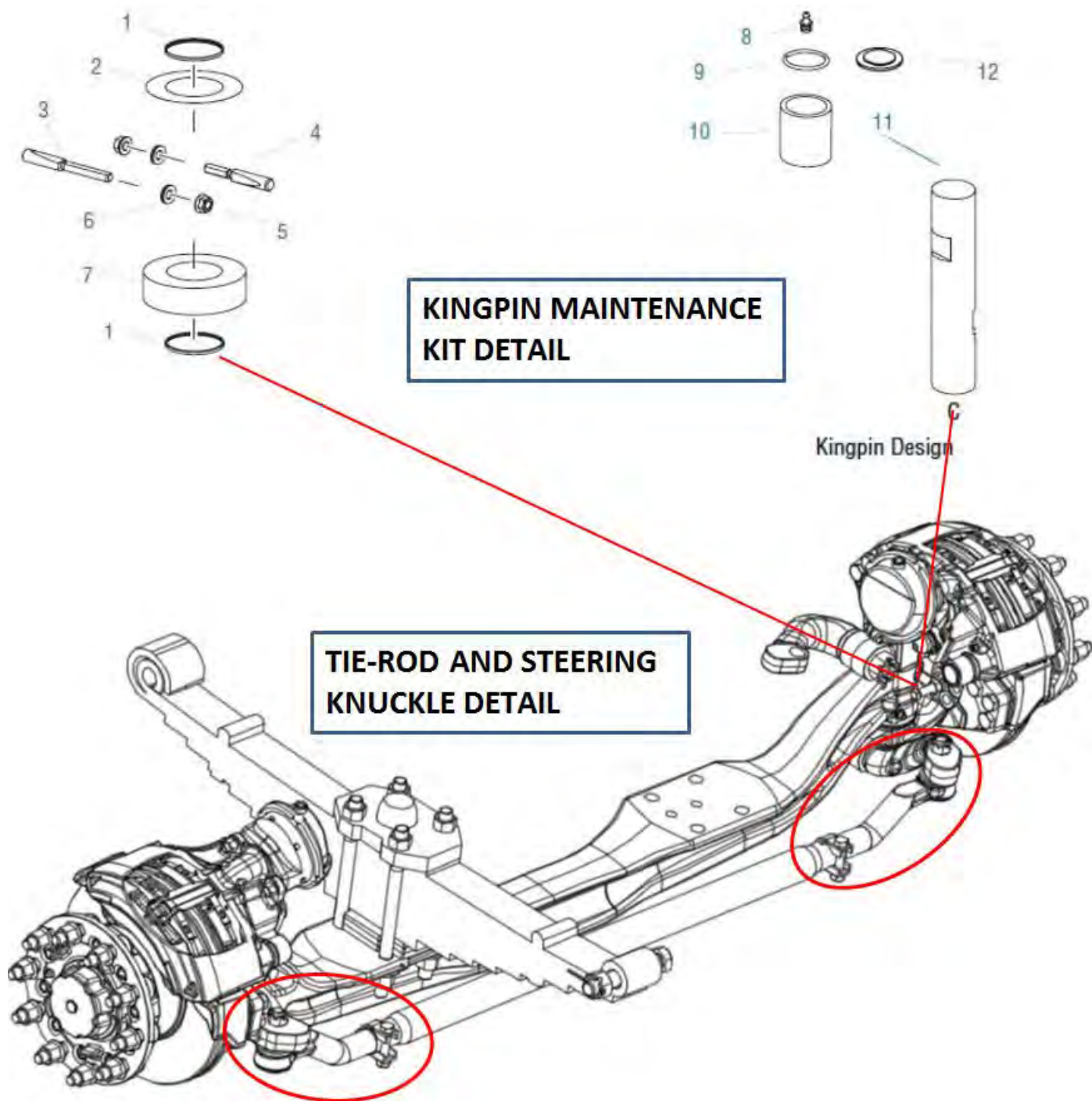
WHEN ORDERING PARTS, SPECIFY MODEL NUMBER, SERIAL NUMBER AND DESCRIPTION OF PARTS REQUIRED



DANA D2200 WHEEL ENDS

DATE: Released 10-2018
MODEL: FD
PAGE: 2.2

GROUP
2



REF PART NO. DESCRIPTION

1 220SC110 KIT, KING PIN MAINTENANCE, D2200

REF PART NO. DESCRIPTION

2 220TR114-1 ASSEMBLY, TIE ROD

3 220SK138-2 STEERING KNUCKLE, LH (RDSD)

4 220SK139-2 STEERING KNUCKLE, RH (CBSD)

WHEN ORDERING PARTS, SPECIFY MODEL NUMBER, SERIAL NUMBER AND DESCRIPTION OF PARTS REQUIRED



DANA D2200 WHEEL ENDS

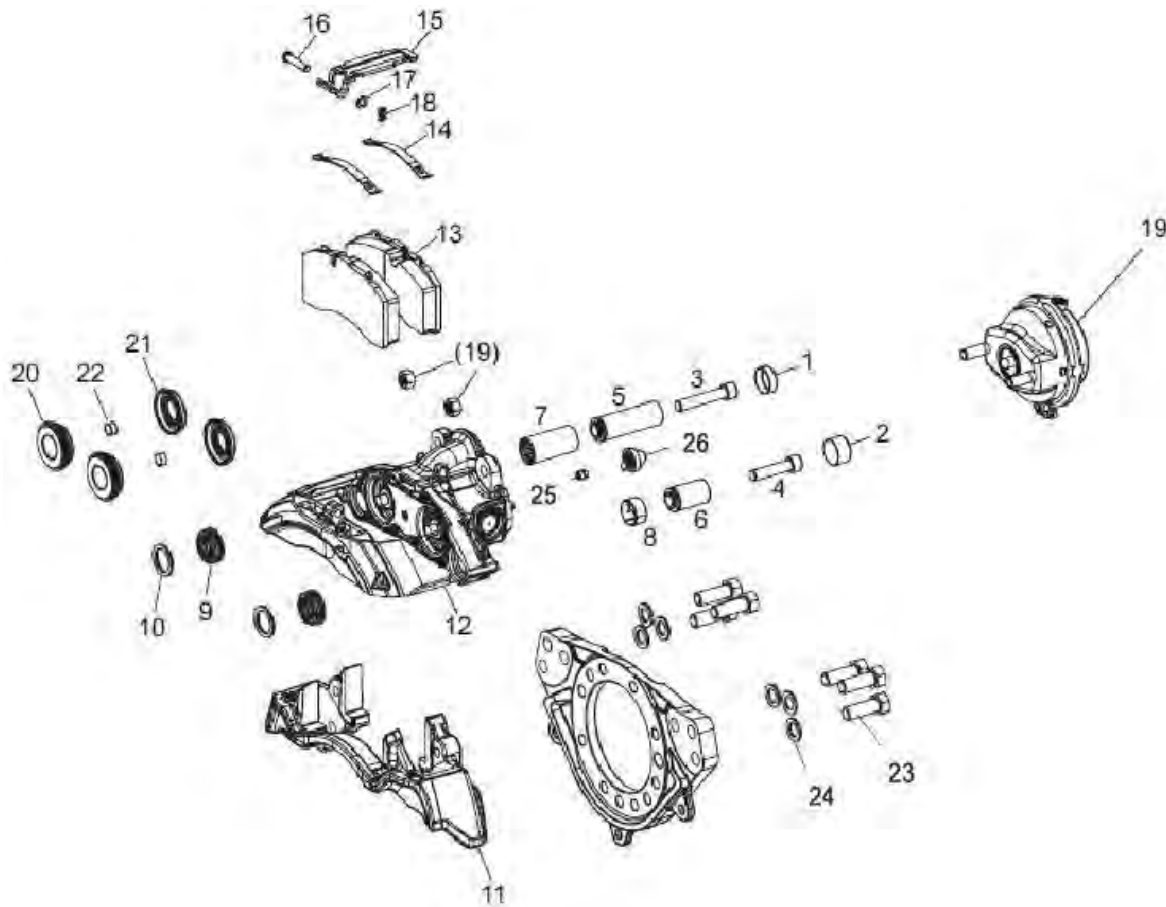
DATE: Released 10-2018

MODEL: FD

PAGE: 2.3

GROUP

2



REF PART NO. DESCRIPTION

1		Guide Pin Cap, Fixed
2		Guide Pin Cap, Floating
3		Guide Pin Bolt, Fixed
4		Guide Pin Bolt, Floating
5		Guide Pin, Fixed
6		Guide Pin, Floating,
7		Guide Pin Bushing, Fixed
8		Guide Pin Bushing, Floating
9		Guide Pin Boot
10		Guide Pin Retaining Ring
***	K021964	Guide Pin Grease, 500 grams
***	803114	GUIDE PIN SEAL AND BOOT KIT
11		Carrier
12		Caliper Assembly
***	K020960	BRAKE CALIPER ASSY, LH (RDSD)
***	K020959	BRAKE CALIPER ASSY, RH (CBSD)
13		Disc Pad
***	K109113	DISC PAD KIT, SEVERE SERVICE
***	K070796	DISC PAD KIT, STANDARD SERVICE

REF PART NO. DESCRIPTION

14		Disc Pad Retaining Spring
15		Disc Pad Retaining Bar
16		Disc Pad Retaining Pin
17		Disc Pad Retaining Pin Washer
18	803151	Disc Pad Retaining Pin Splint
19	K028225	AIR DISC BRAKE ACTUATOR
20		Tappet/Boot Assembly, Outer
21		Boot, Tappet, Inner
***	K092079	TAPPET/BOOT KIT, WHEEL END
22		Tappet Bushing
23		Torque Plate To Carrier Mntg Bolts
24		Torque Plate To Carrier Mntg Washers
25	802405	Shear Adapter
26	802643	Adjuster Cover
***	K020953	Torque Plate, LH (RDSD)
***	K020954	Torque Plate, RH (CBSD)
***	K109114	AIR DISC BRAKE PAD WEAR KIT
***	K097850	ADB22X SPARES KIT

*

WHEN ORDERING PARTS, SPECIFY MODEL NUMBER, SERIAL NUMBER AND DESCRIPTION OF PARTS REQUIRED



BENDIX ADB22X CALIPER DETAIL

DATE: Released 10-2018

MODEL: FD

PAGE: 2.4

GROUP

2

DISC BRAKE ROTOR REPLACEMENT

Rotor Minimum Thickness 1.46" (37.0 mm)

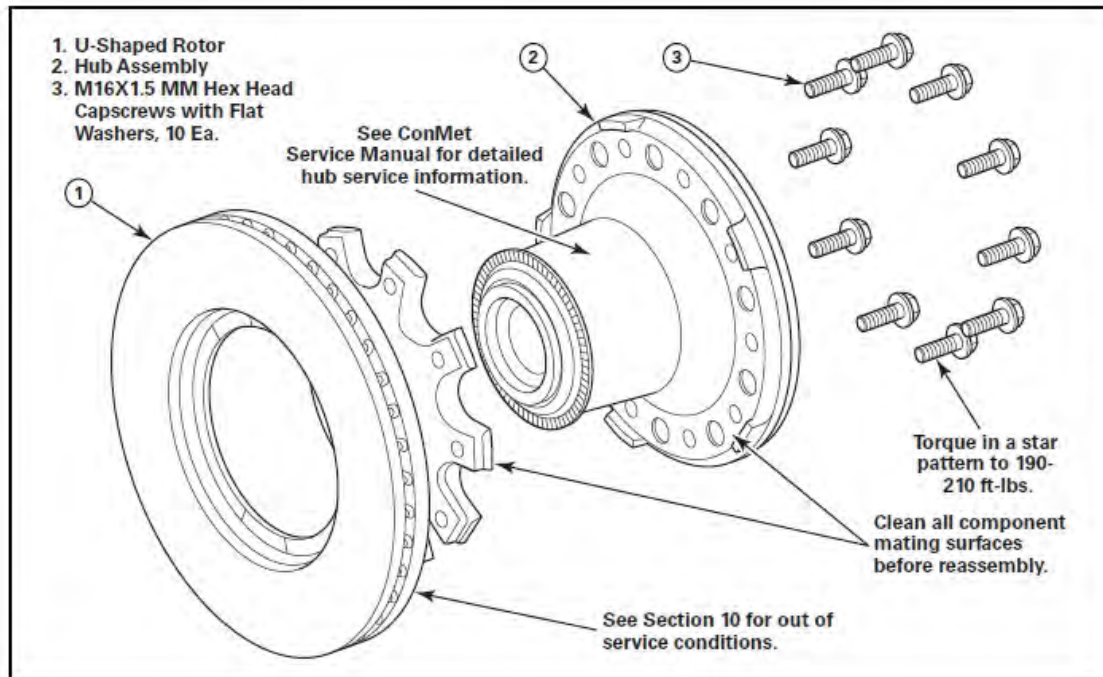


ConMet Hat-Shaped Rotor

NOTE

Install the brake rotor using only the hardware provided in the brake rotor kit.

1. Clean the mounting surfaces on the hub and place the disc brake rotor onto the hub. Install the disc brake rotor using the hardware provided in the brake rotor kit.
2. Install and torque the rotor capscrews in a star pattern to 190-210 ft-lbs.



REF PART NO. DESCRIPTION

1	10012031	DISC BRAKE ROTOR, U-SHAPE
2	10081222	PRESET HUB ASSEMBLY

REF PART NO. DESCRIPTION

***	10081227	HUB & ROTOR ASSY, COMPLETE (Preset Plus Hub & Rotor Assembly)
-----	----------	--

*

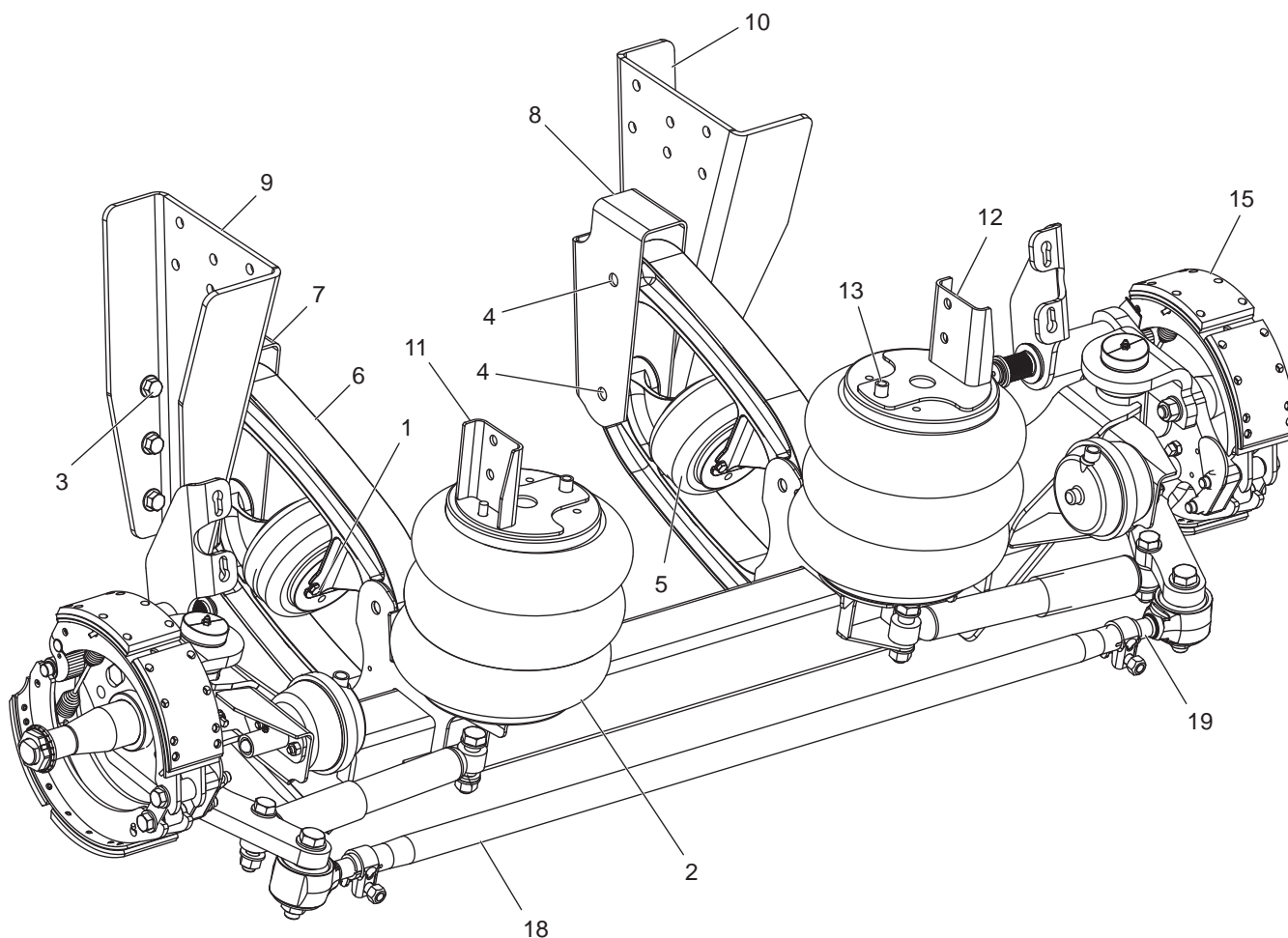
WHEN ORDERING PARTS, SPECIFY MODEL NUMBER, SERIAL NUMBER AND DESCRIPTION OF PARTS REQUIRED



DANA / CONMET HUB & ROTOR

DATE: Released 10-2018
MODEL: FD
PAGE: 2.5

GROUP
2



REF PART NO. DESCRIPTION

1		Air Spring Bolt Kit (Lift)
2	20209	Air Spring (Ride)
3		Bushing Saddle, Bolt Kit
4		Pivot Bolt Kit
5	28219	Air Spring (Lift)
6		Beam Assembly, Nodular
7		Bushing Saddle PATT-A
8		Bushing Saddle PATT-A
9		Side Rail
10		Side Rail

REF PART NO. DESCRIPTION

11		Upper A/S Plate PATT-A
12		Upper A/S Plate PATT-A
13		Air Spring Bolt Kit (Ride)
14*		ST Axle ASSY, Model Specific
15		Brake Assembly
16*	34137	Axle King Pin Kit (Each)
17*	34136	King Pin (Each)
18		Compliant Tie Rod ASM SC13
19		Tie Rod Catch
**	36942	Composilite SC 10K (Terex Spec) (SCA13E04CKC1X)

*ITEMS 14, 16 & 17 ARE NOT SHOWN IN THE ILLUSTRATION

WHEN ORDERING PARTS, SPECIFY MODEL NUMBER, SERIAL NUMBER AND DESCRIPTION OF PARTS REQUIRED

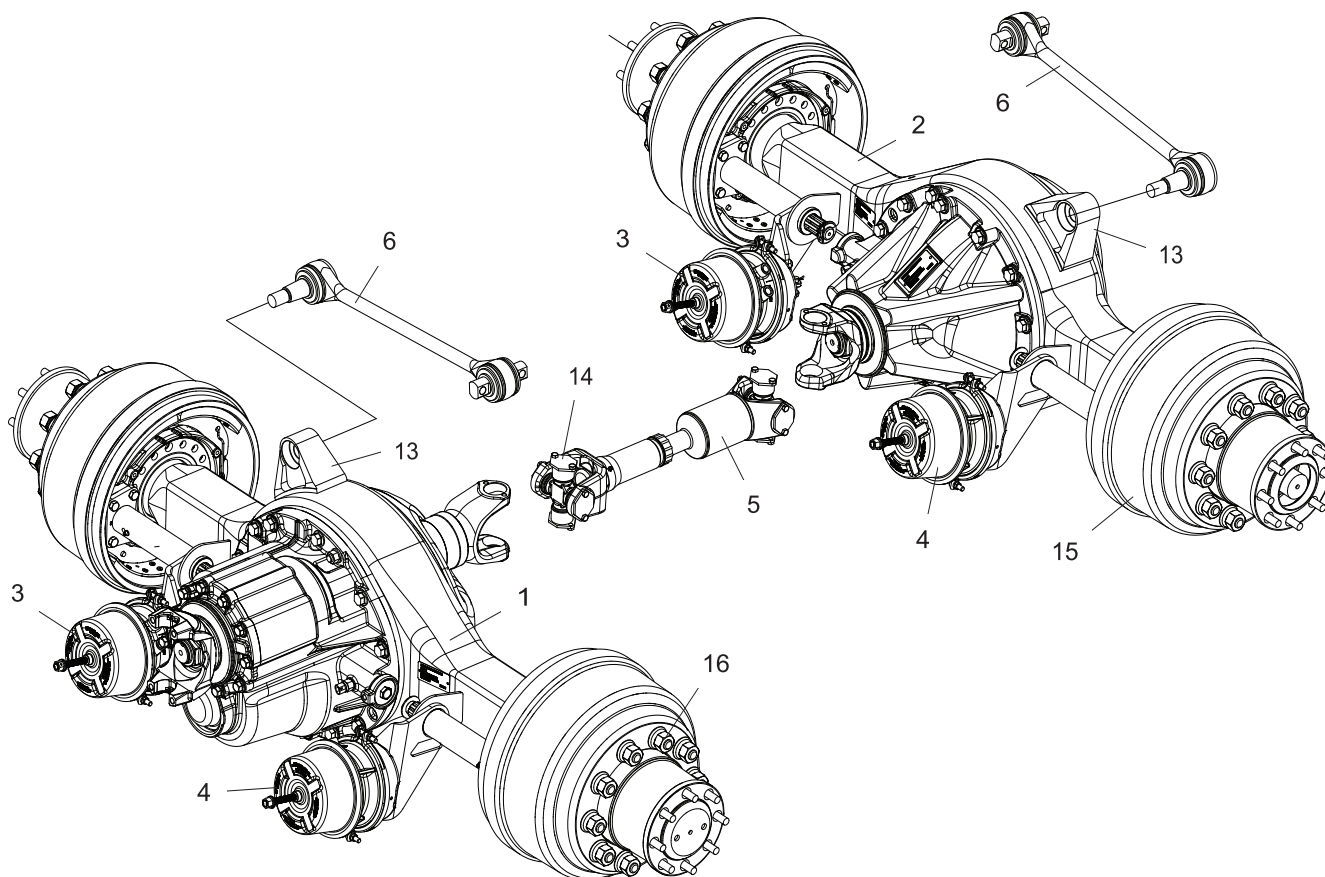


**LIFT AXLE
HENDRICKSON COMPOSILITE**

DATE: Released 10-2018
MODEL: FD
PAGE: 2.6

GROUP

2



REF PART NO. DESCRIPTION

1	32475	AXLE,D46-170HP,W/DL&LP,5.38PX,DANA
2	32476	AXLE,R46-170HP,W/DL&LP,5.38PX,DANA
3	31505	CHAMBER,BRAKE,ANCH,GD,30/30 W/315DG
4	31506	CHAMBER,BRAKE,ANCH,GD,30/30 W/45DEG
5	14287	DRIVESHAFT, T5 1710 FR, 19.96
6	17149	ROD,TORQUE,TRANSVERSE,24"
7*	36434	BRACKET, RH VALVE LINKAGE, RDSD
8*	36435	BRACKET, RH VALVE LINKAGE, CBSD

REF PART NO. DESCRIPTION

9*	33664	CLEVIS, 5/8" THREADS, 5/8" PIN
10*	17657	FTG,SPRING GUARD 3/8"
11*	33402	FTG,SPRING GUARD,1/2"HOSEX3/8"NPT
12*	36458	BRACKET, RIDE HEIGHT VALVE
13	19582	BRKT,TRANSVERSE TORQUE ROD
14	13498	U-JOINT,1/2 RND,1710
15		DRUM,BRAKE,WEBB
16		WHEEL LUG,

* ITEMS 7-12 NOT SHOWN ON ILLUSTRATION

WHEN ORDERING PARTS, SPECIFY MODEL NUMBER, SERIAL NUMBER AND DESCRIPTION OF PARTS REQUIRED



TANDEM AXLES - DANA 46-170

DATE: Released 10-2018
MODEL: FD
PAGE: 2.7

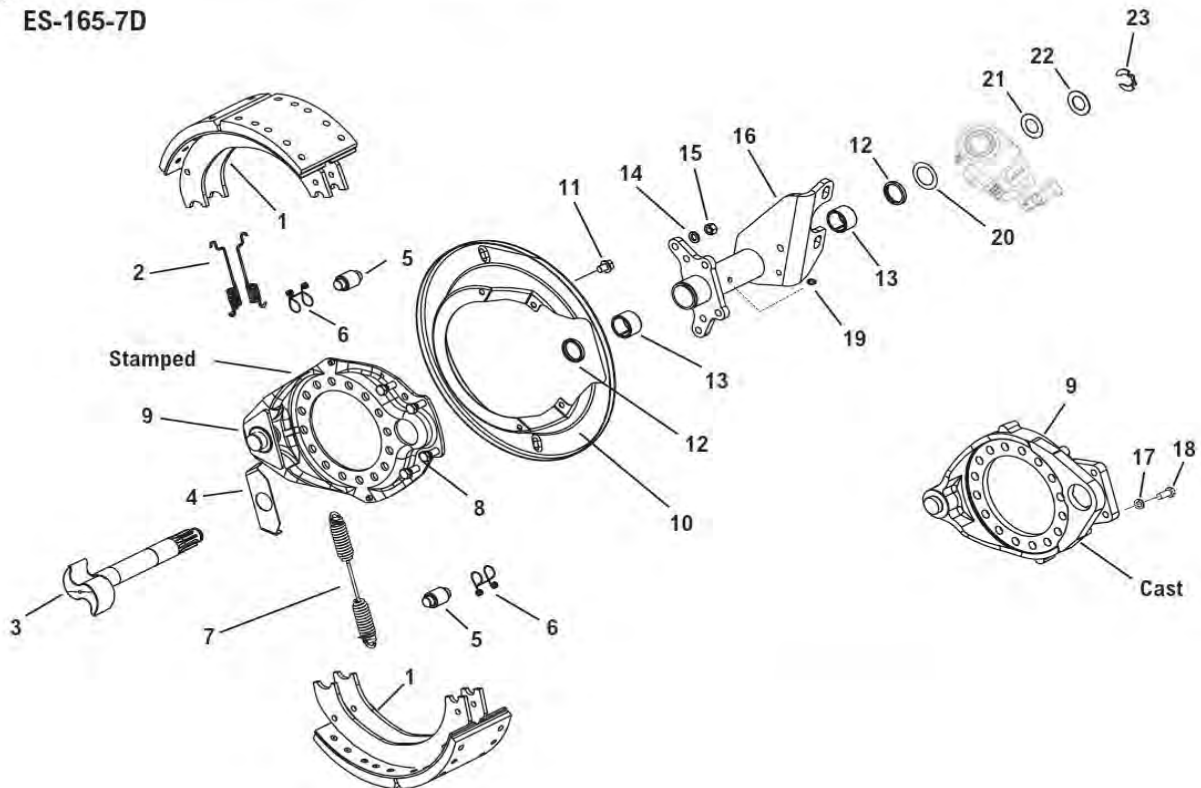
GROUP

2

Brake Assembly 16.5" – Extended Service Brakes

For Models:

ES-165-7D



REF	PART NO.	DESCRIPTION
1	819707	BRAKE SHOE SET, 16.5" X 7.00"
2	819725	SHOE RETAINER SPRING
3	***	CAMSHAFT (call for application)
4	806380	CAM HEAD WASHER
5	806234	CAM ROLLER
6	808058	ROLLER RETAINER
7	818278	SHOE RETURN SPRING
8	804008	BRACKET MOUNTING STUD (Stamped Steel Spider Type)
9	***	SPIDER (call for application)
10	***	DUSTSHIELDS (call for application)
11	804703	DUSTSHIELD MOUNTING SCREW
12	79903	GREASE SEAL
13	1000035	CAMSHAFT BUSHING
14	804304	BRACKET MOUNTING LOCKWASHER
15	804024	BRACKET MOUNTING HEX NUT

REF	PART NO.	DESCRIPTION
16	***	BRACKET ASSY (call for application)
17	90414	BRACKET MOUNTING LOCKWASHER
18	38540	BRACKET MOUNTING CAPSCREW
19	819790	BRKT ASSY GREASE FITTING
20	43943	SLACK ADJUSTER INNER WASHER
21	23570	CAMSHAFT SHIM WASHER
22	35428	CAMSHAFT SHIM WASHER
23	804017	CAMSHAFT RETAINER SNAP RING

BRAKE SERVICING KITS

24	316896	BRAKE SPRING KIT, ESII
25	127808	CAMSHAFT BUSHING KIT
26	314147	MINOR OVERHAUL KIT, ESII
27	***	MAJOR OVERHAUL KIT

*

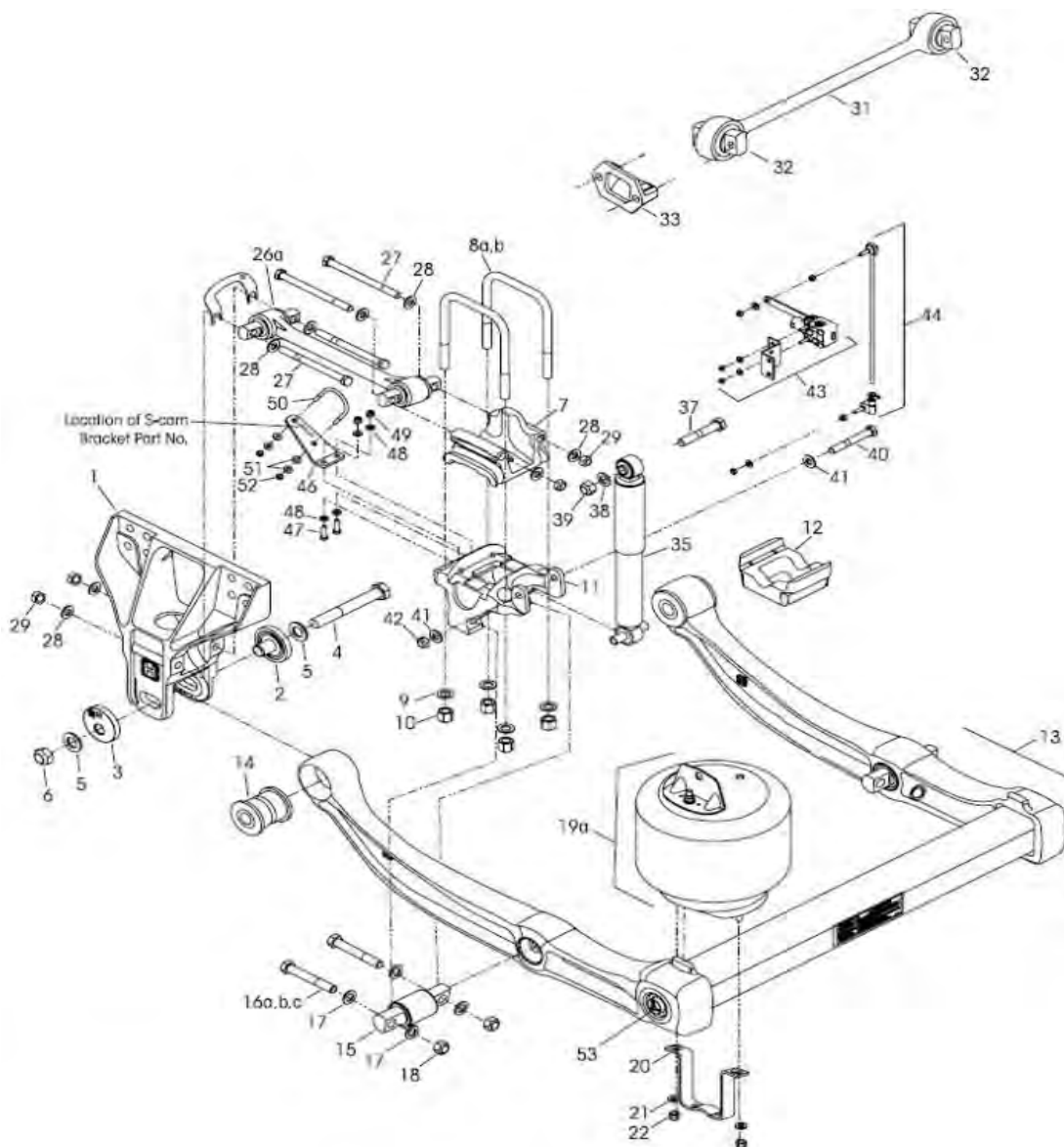
WHEN ORDERING PARTS, SPECIFY MODEL NUMBER, SERIAL NUMBER AND DESCRIPTION OF PARTS REQUIRED



**TANDEM AXLES - DANA 46-170
BENDIX BRAKE COMPONENTS**

DATE: Released 10-2018
MODEL: FD
PAGE: 2.8

GROUP
2



REF PART NO. DESCRIPTION

1	067706-000	EX Frame Hanger
2		QUIK-ALIGN Concentric Collar
3		QUIK-ALIGN Eccentric Collar
4		1.0"-14 UNF-2A H-Coat 7 1/2" Hex Bolt
5		1.0" H-Coat Flat Washer
6		1.0"-14 UNF-2B H-Coat Locknut
2-6*	060632-021	QUICK-ALIGN FASTENER KIT
7	65289-000	Top Pad
8-10*	048718-18	U-BOLT FASTENER KIT
11	060556-025	Axle Bottom Cap, Front (DT)
	060556-100	Axle Bottom Cap, Rear (RT)
12	065139-003	Axle Spacer
13	067249-004	U-Frame Assembly, Front (DT)
	067249-003	U-Frame Assembly, Rear (RT)
14	060632-022	QUIK-Align Pivot Bushing
15		D-Pin Bushing
16A		3/4"-16 16 UNF Bolt, 5"
16B		3/4"-16 16 UNF Bolt, 5 1/2"
16C		3/4"-16 16 UNF Bolt, 4 3/4"

REF PART NO. DESCRIPTION

17		3/4" Flat Washer
18		3/4"-16 UNF Locknut
15-18	056659-012	BEAM CENTER MOUNTING KIT
19	067392-002	AIR SPRING ASSEMBLY
**	060911-002	Lower Air Spring Bracket
20-22	049177-014	AIR SPRING FASTENER KIT
26	067428-450	Torque Rod, Longitudinal, Front (DT)
	067428-475	Torque Rod, Longitudinal, Rear (RT)
**	049689-000	Shim, Torque Rod
27-29	049176-028	Torque Rod Fastener Kit
30	060961-627	Transverse Torque Rod Locknut Kit
31-32	058745-015	Transverse Torque Rod, Front
	058745-016	Transverse Torque Rod, Rear
33	022186-000	Transverse Torque Rod Bracket
35	060665-014	Shock Absorber
37-39	050754-061	Shock Fastener Kit
40-44	058525-021	Height Control Valve Kit
45	064508-002	S-Cam Support Bracket
46-52	058821-017	S-Cam Support Fastener Kit

WHEN ORDERING PARTS, SPECIFY MODEL NUMBER, SERIAL NUMBER AND DESCRIPTION OF PARTS REQUIRED

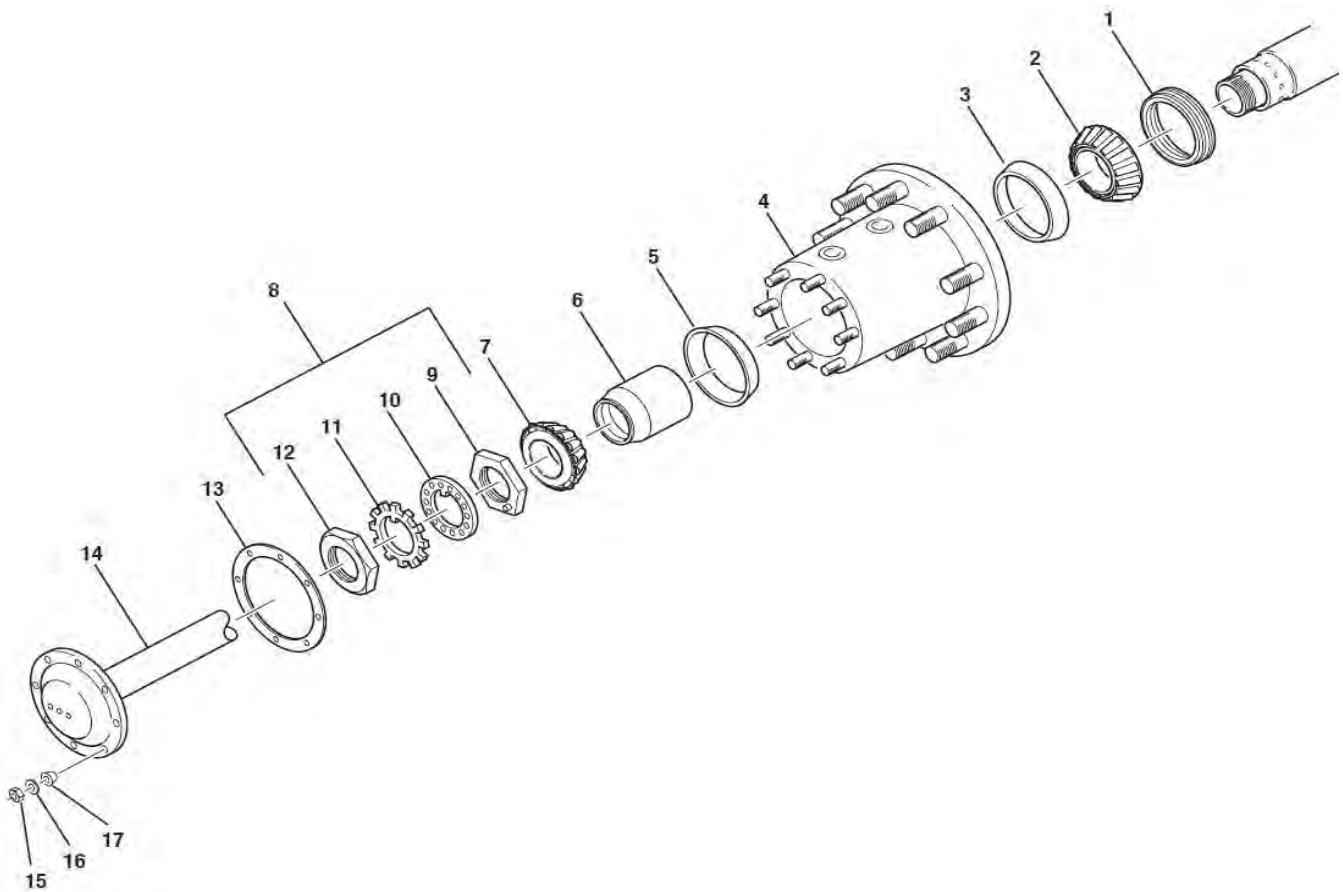


**TANDEM SUSPENSION
HENDRICKSON PRIMAAAX**

DATE: Released 10-2018
MODEL: FD
PAGE: 2.9

GROUP

2



REF	PART NO.	DESCRIPTION
-----	----------	-------------

1	10005668	HUB OIL SEAL
2	103598	CONE, BEARING, INBOARD
3	103599	CUP, BEARING, INBOARD
**	103705	ABS TONE-RING
4	10008694	HUB, MACHINED
5	103601	CUP, BEARING, OUTBOARD
6	103593	BEARING SPACER
7	103600	CONE, BEARING, OUTBOARD
8	***	N/A
9	119882	INNER JAM NUT
10	119883	SPINDLE WASHER

REF	PART NO.	DESCRIPTION
-----	----------	-------------

11	129132	LOCK RING
12	119881	OUTER JAM NUT
13	013886	GASKET
14	***	DRIVE AXLE SHAFT (see below)
	131245	ROADSIDE; FORWARD AND REAR
	131246	CURBSIDE; FORWARD AND REAR
15	060600	STUD NUT
16	029804	LOCK WASHER
17	132993	TAPER DOWEL
**	10001400	WHEEL STUD

HUB SERVICE KIT

18	10008699 (440124)	HUB ASSY, LMS TEREX CHARGER (Contains Items 1 - 7)
----	-----------------------------	---

*

WHEN ORDERING PARTS, SPECIFY MODEL NUMBER, SERIAL NUMBER AND DESCRIPTION OF PARTS REQUIRED



DANA 46-170 TANDEM AXLE LMS DRIVE HUB DETAIL

DATE: Released 10-2018

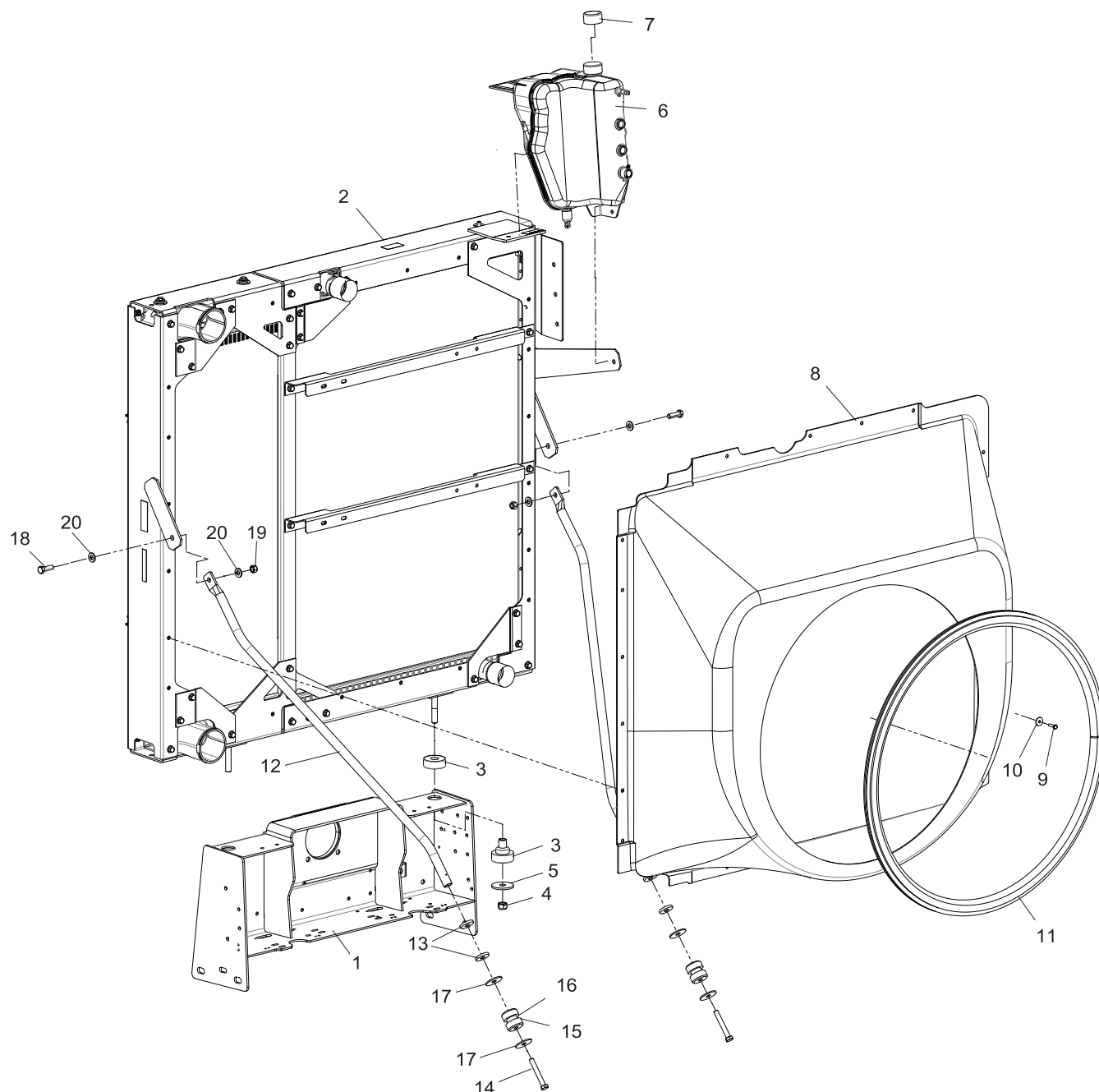
MODEL: FD

PAGE: 2.10

GROUP

2

ENGINES



REF	PART NO.	DESCRIPTION	QTY	REF	PART NO.	DESCRIPTION	QTY
1	36410	WDMT, Radiator STAND, 2007	1	11	29398	Seal, Rubber, Fan Shroud, Tier 3	10FT
2	30290	Radiator, Cooling Module, MY10	1	12	29447	WDMT, Tube, Radiator Strut	2
3	19492	Isolator, Mount, Cab, Rubber	2	13	32024	Spacer, Strut, MY09	2
4	19351	Nut, Lock, Top, 5/8" - 11, ZP, GRC	2	14	41441	Bolt, HHCS, 1/2" - 13 X 3-1/2" GR8	2
5	23898	Washer, 11/16" X 2-1/2" X 3/16"	2	15	30081	Isolator, Mount, RAD Support, Tier 3	2
6	29868	Surge Tank, Individual, MODINE, EPA-07	1	16	29661	Spacer, 2" OD X 1.25" ID X 1/4"	2
7	30661	Cap, Surge Tank, MODINE, Tier 3	1	17	19331	Washer, Flat, 1/2", ZP	4
8	36356	Shroud, Fan	1	18	29604	Bolt, HHCS, 1/2" - 13 X 1.5, GR 8 Zinc	2
9	19127	Bolt, HHCS, 1/4" - 20 X 1", GR8	20	19	19354	Nut, Auto Style, 1/2" - 13, GRC	2
10	32519	Washer, Flat, 1/4", FEND, ZP, 1.0" OD	20	20	19093	Washer, Structural, 1/2", ASTM, A325, PF	4

WHEN ORDERING PARTS, SPECIFY MODEL NUMBER, SERIAL NUMBER AND DESCRIPTION OF PARTS REQUIRED



RADIATOR PACKAGE, L9 ENGINE

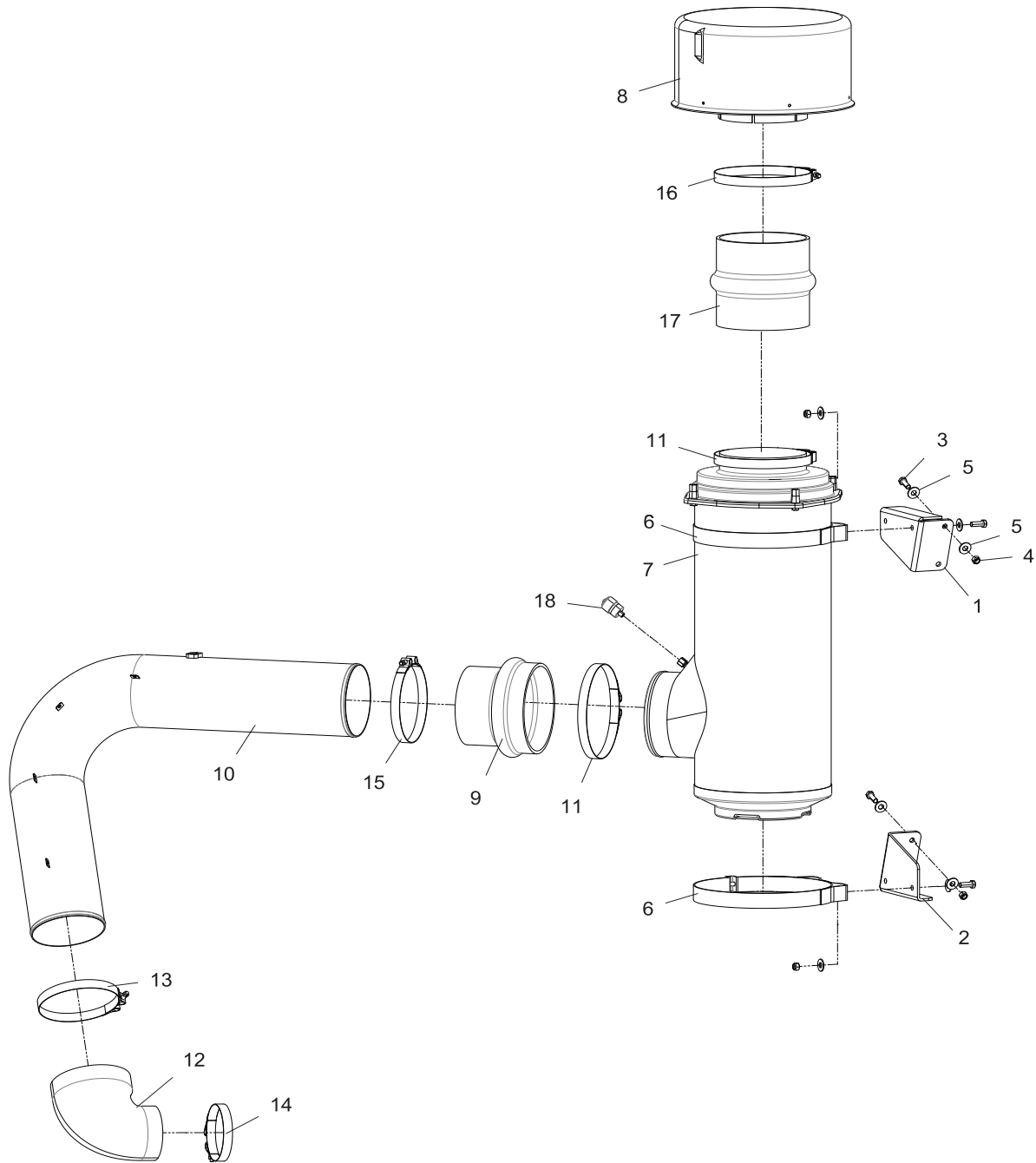
DATE: Released 10-2018

MODEL: FD

PAGE: 3.1

GROUP

3



REF	PART NO.	DESCRIPTION	QTY	REF	PART NO.	DESCRIPTION	QTY
1	34018	BRKT, MNT, Air Cleaner, Upper ISX, MY13.....	1	9	23943	Hose, Hump, Rubber Reducing, 7X6	1
2	34019	BRKT, MNT, Air Cleaner, Lower ISX, MY13.....	1	10	36385	ASSY, AIR INTAKE TUBE, L9.....	1
3	19105	Bolt, HHCS, 3/8" X 1", PF, GR8	4	11	19886	Clamp, T-Bolt, Air Intake, 7.38 DIA	2
4	19016	Nut, Lock, 3/8" - 16.....	4	12	36023	ELBOW, AIR INTAKE PIPE	1
5	19312	Washer, Flat, 3/8", ZP, GR8	8	13	31919	Clamp, Intake, Cobra Head, 6.125"	1
6	16828	Clamp, Air Filter.....	2	14	30816	CLAMP,T-BOLT,4-9/32" X 4-19/32"	1
7	15512	ASSY, Filter, Air, 11 IN, Engine.....	1	15	14733	Clamp, Intake, 6 1/2 IN.	1
8	36005	PRECLEANER, ENGINE	1	16	31649	Clamp, T-Bolt, 7.75"	1
				17	16832	Hose, Hump, Straight, 7X7	1
				18	16909	Gauge, Air Filter Intake Restriction	1

WHEN ORDERING PARTS, SPECIFY MODEL NUMBER, SERIAL NUMBER AND DESCRIPTION OF PARTS REQUIRED



AIR INTAKE, L9 ENGINE

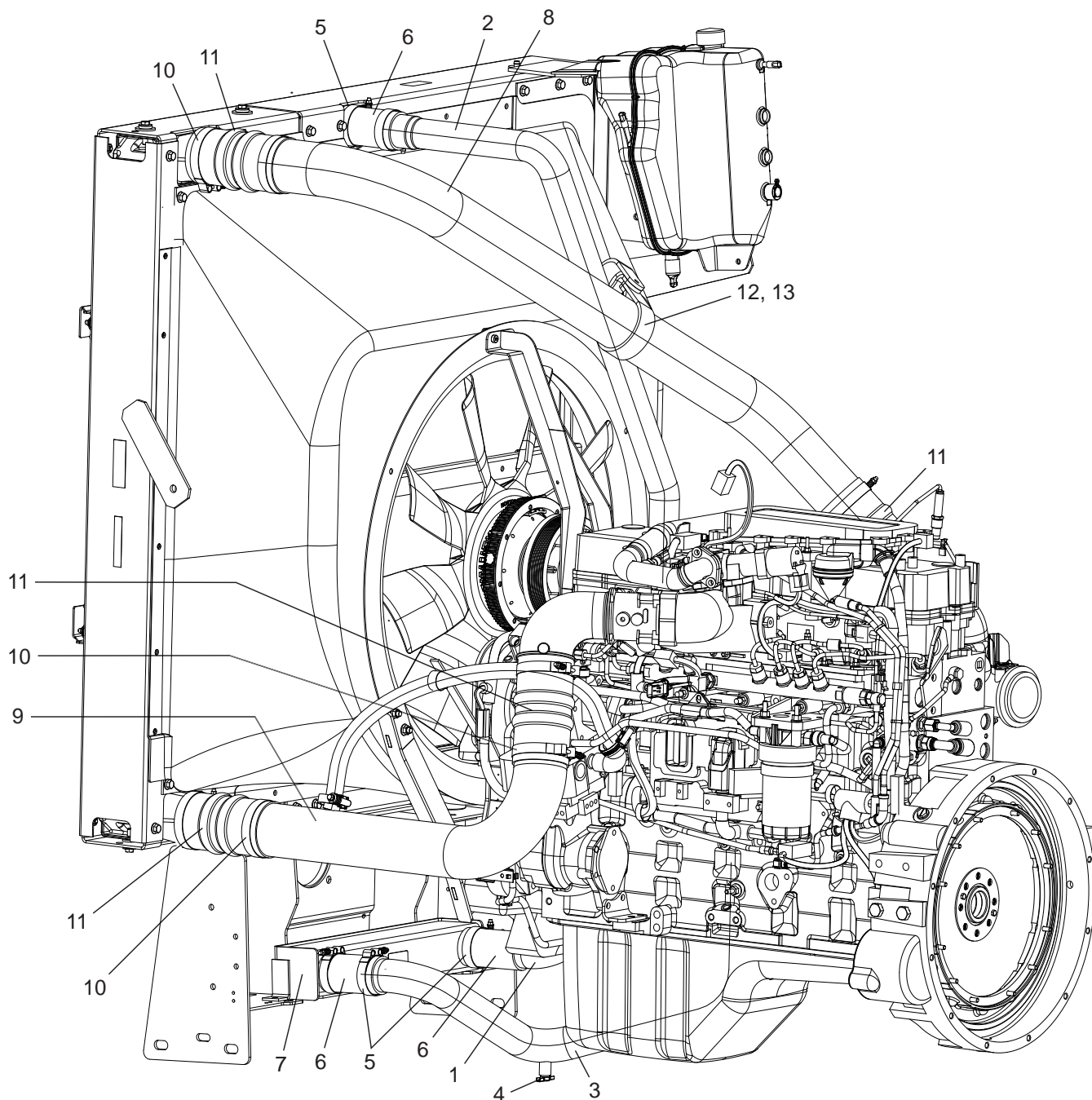
DATE: Released 10-2018

MODEL: FD

PAGE: 3.2

GROUP

3



REF	PART NO.	DESCRIPTION	QTY	REF	PART NO.	DESCRIPTION	QTY
1	36357	WDMT, Pipe, Radiator To Cooler, L9..	1	8	36306	PIPE, CAC INLET, L9	1
2	36358	Pipe, Radiator Outlet, L9	1	9	36376	WDMT, CAC OUTLET, L9.....	1
3	36359	WDMT, Coolant Pipe, Lower, L9	1	10	14737	Clamp, Torque Intake	8
4	12444	Valve, Drain, 3/8" Petcock	1	11	23068	Hose, Intake, CAC, 4" X 8" X 0.130....	4
5	11729	Clamp, Radiator Hose, #287	12	12	33362	Strap, CAC, Inlet Tube, ISX11.9L	1
6	34853	Hose, Coolant, 2.5" ID X 5.0", MY14	6	13	33363	Strap, Radiator Outlet Tube, ISX11.9L	1
7	30291	Cooler, Transmission, Oil, Tier 3	1				

WHEN ORDERING PARTS, SPECIFY MODEL NUMBER, SERIAL NUMBER AND DESCRIPTION OF PARTS REQUIRED



WATER & CAC PIPING, L9 ENGINE

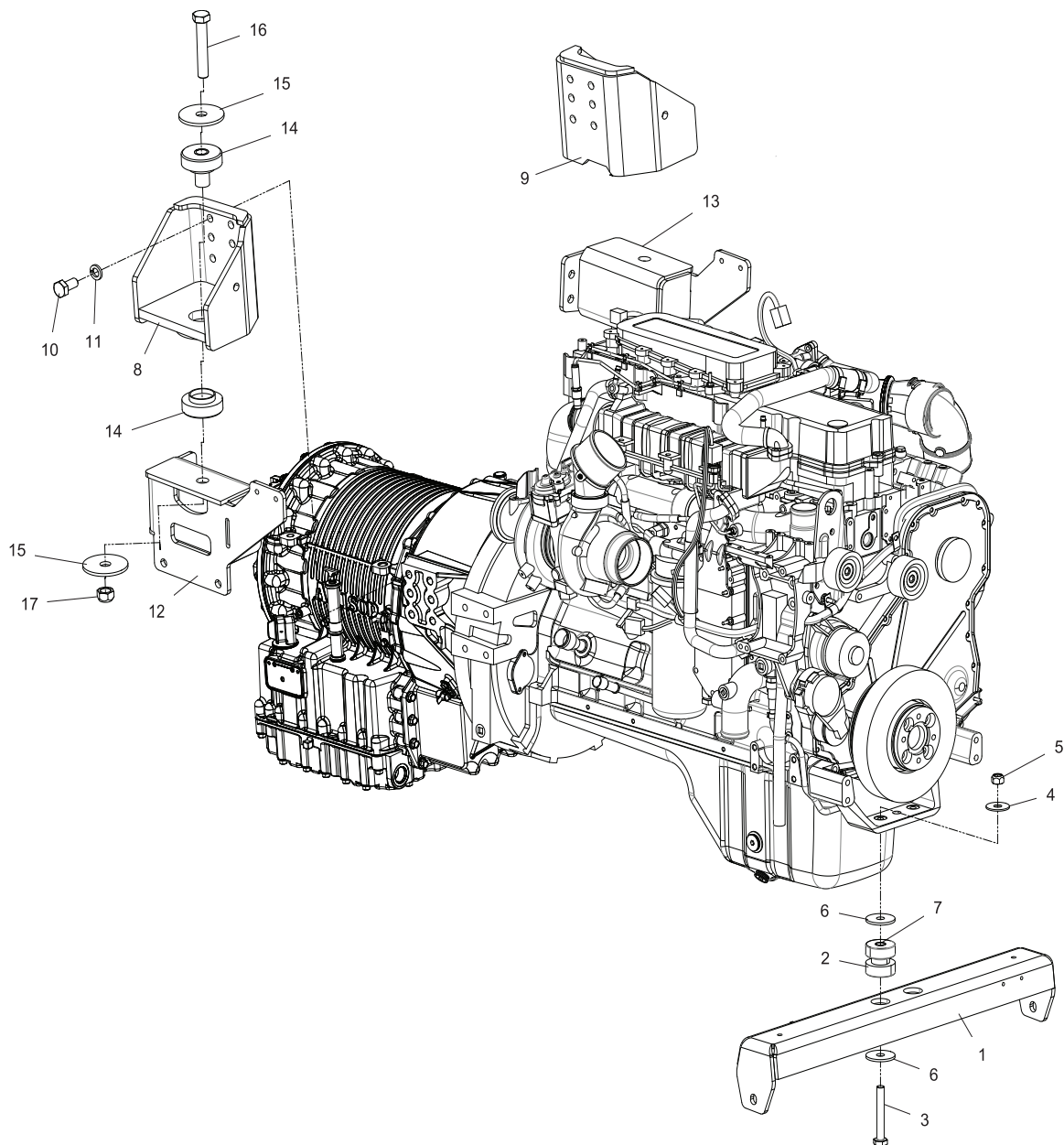
DATE: Released 10-2018

MODEL: FD

PAGE: 3.3

GROUP

3



REF	PART NO.	DESCRIPTION	QTY	REF	PART NO.	DESCRIPTION	QTY
1	31758	WDMT, MNT, Engine, Front, EPA-2010	1	10	22344	Bolt, HHCS, M16-2.0 X 35, PF, GR10.9	12
2	29064	Mount, Isolation, 2PC, ENG & Cab	2	11	32040	Washer, Lock, Split, M16 Zinc	12
3	19208	Bolt, HHCS, 5/8"-11 X 4-1/2", GR8.....	2	12	35968	WDMT, MNT, LWR, X12, RDSD	1
4	19332	Washer, Flat, 668 X 2 X 0.125 SPCL	2	13	35969	WDMT, MNT, LWR, X12, CBSD.....	1
5	19351	Nut, Lock, Top, 5/8"-11, ZP, GRC	2	14	36030	ISOLATOR, REAR ENGINE, X12.....	2
6	23898	Washer, 11/16" X 2-1/2" X 3/16".....	4	15	29368	Washer, Snub, Isolator, Engine, Rear, 07	4
7	31468	Spacer, Bolt, ENG Mount, Front, EPA-07	2	16	30344	Bolt, HHCS, 7/8" -9 X 5", PF, GR8.....	2
8	36361	WDMT, MNT, TRANS, RDSD, L9.....	1	17	40051	Nut, Lock, Top, 7/8"-9, ZP, GRC	2
9	36362	WDMT, MNT, TRANS, CBSD, L9.....	1				

WHEN ORDERING PARTS, SPECIFY MODEL NUMBER, SERIAL NUMBER AND DESCRIPTION OF PARTS REQUIRED



ENGINE & TRANS MNTG L9

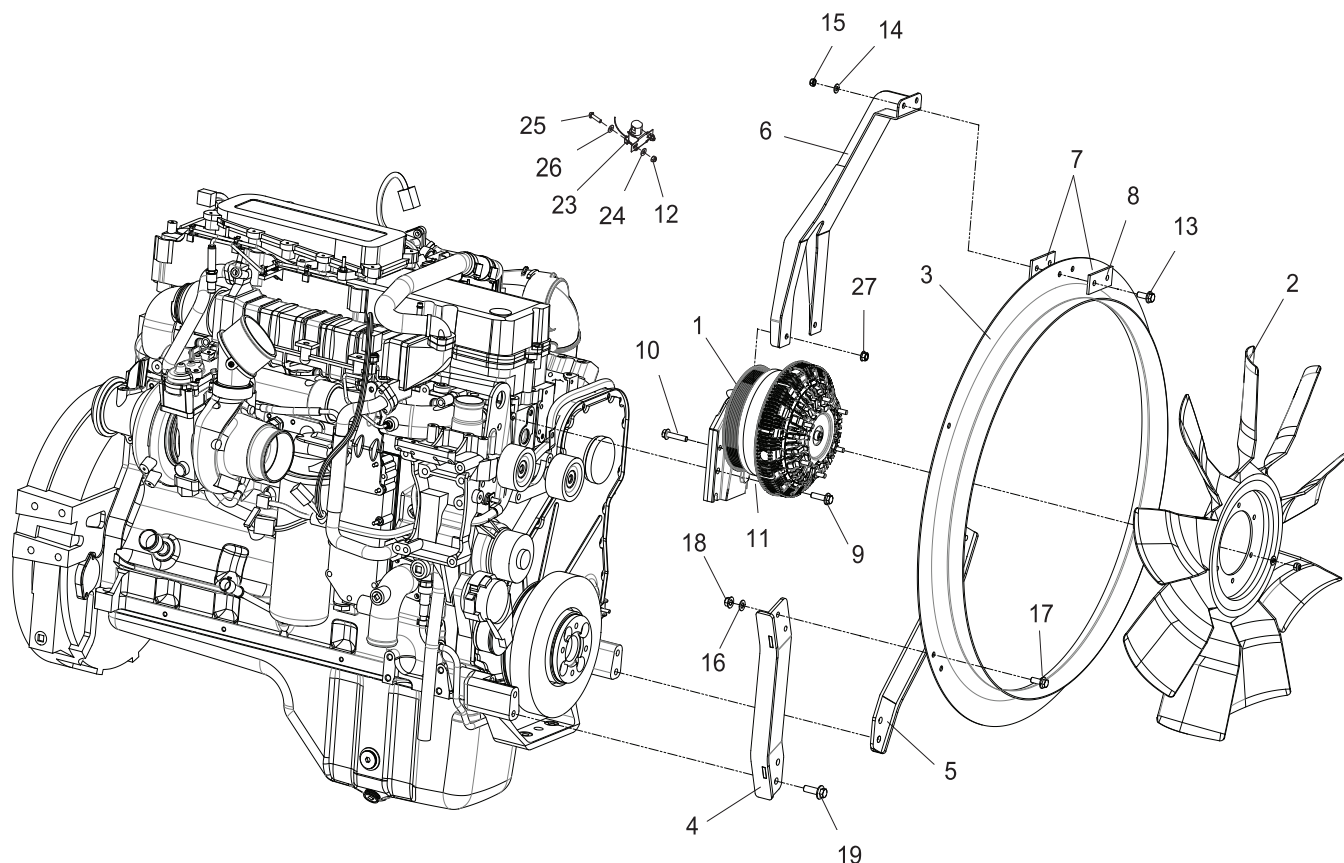
DATE: Released 10-2018

MODEL: FD

PAGE: 3.4

GROUP

3



REF	PART NO.	DESCRIPTION	QTY	REF	PART NO.	DESCRIPTION	QTY
1	36354	CLUTCH,FAN HUB,L9	1	16	19045	Washer, Flat, 3/8", GR2	18
2	36317	FAN,30" DIAM,5" PILOT	1	17	19141	Bolt, HHCS, 3/8"-16 X 1-3/4",PF, GR8	4
3	32697	Shroud, Metal Ring, Engine,30.5"	1	18	19353	Nut, Lock, Top, 3/8"-16, ZP, GRC	4
4	36389	WDMT, LWR RING MNT, RDSD, L9 ..	1	19	36501	Bolt,Hex,FLG,M12-1.75X35,CL10.9, ..	4
5	36392	WDMT, LWR RING MNT, CBSD, L9 ..	1	20*	28090	FTG, E L, Push To CONN, 1/8" NPT X 1/4"	1
6	36442	WDMT, UPR ENG RING SUPT, L9	1	21*	15347	Tubing, Air, 1/4 IN OD, SYNFLEX.....	5
7	33498	Isolator, Rubber, Fan Ring	2	22*	28144	FTG, Tee, Push To CONN, 1/8" NPT X 1/4"	1
8	33415	Plate, Backer, Fan Ring	1	23	30414	Valve, Solenoid, Fan Clutch, Horton ...	1
9	36655	BOLT, FLG,M10X1.5-6H X 35MM	4	24	19053	Washer, Flat, 1/4", SAE, ZP	4
10	36656	BOLT, FLG, 3/8-16 X 1.75"	2	25	19127	Bolt, HHCS, 1/4"-20 X 1", PF, GR8	2
11*	36308	BELT, FAN DRIVE, 8 RIB, W/ AC	1	26	19049	Washer, Locker, External, 5/16" ZP	6
	36970	BELT, FAN DRIVE, 8 RIB, NO A/C	1	27	27017	NUT, FLANGE, 3/8"	2
12	19352	Nut, Lock, Top, 1/4"-20, ZP, GRC	2				
13	33505	Bolt, SHLDR, 3/8" X 7/8"-5/16-18,GR8	2				
14	19068	Washer, Flat, 5/16", SAE, ZP	2				
15	19348	Nut, Crown, 5/16"-18, GRC	2				

* ITEMS 11, 20, 21 & 22 ARE NOT SHOWN IN THE ILLUSTRATION

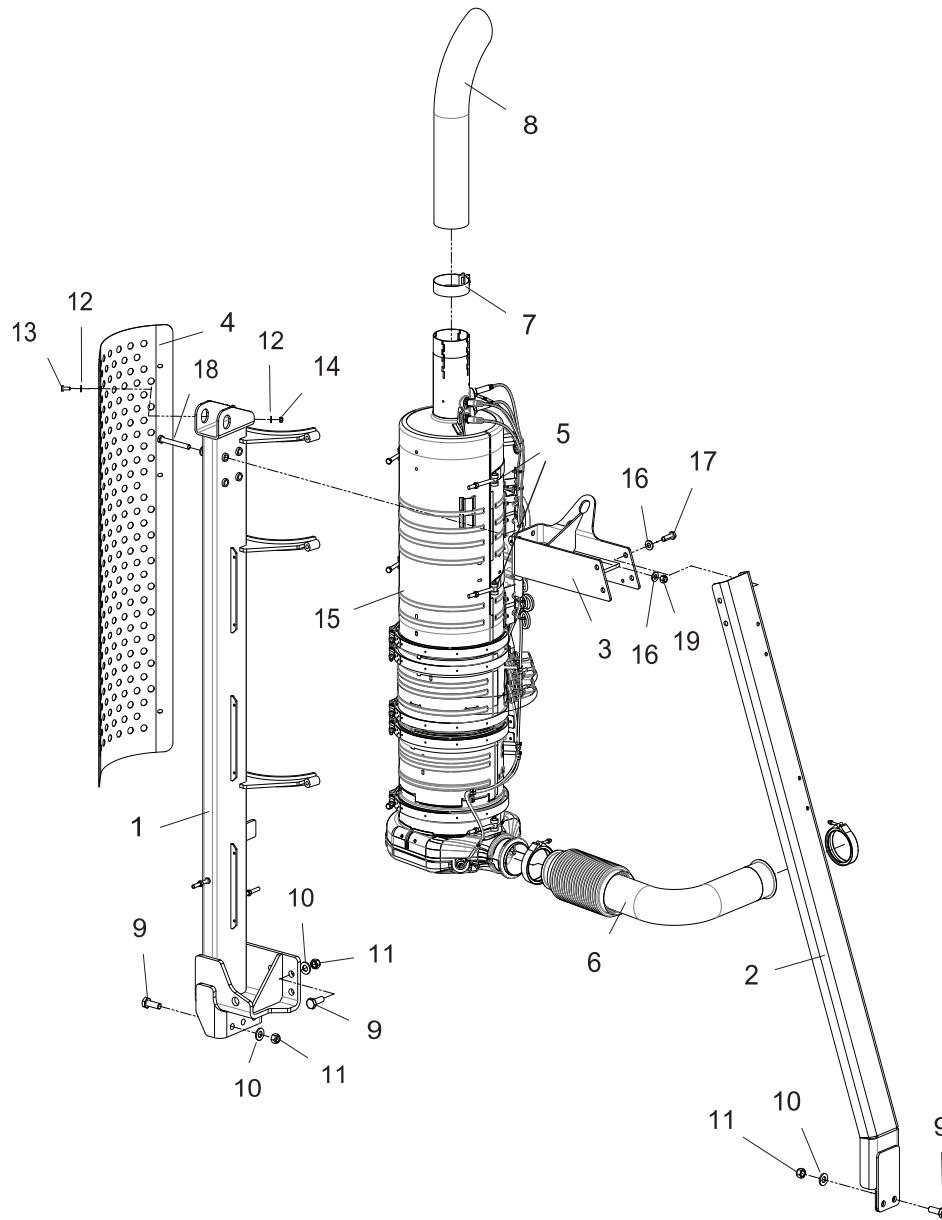
WHEN ORDERING PARTS, SPECIFY MODEL NUMBER, SERIAL NUMBER AND DESCRIPTION OF PARTS REQUIRED



FAN CLUTCH & RING SHROUD L9

DATE: Released 10-2018
MODEL: FD
PAGE: 3.5

GROUP
3



REF	PART NO.	DESCRIPTION	QTY	REF	PART NO.	DESCRIPTION	QTY
1	36310	WDMT, MOUNT, A/T, L9.....	1	11	19351	Nut, Lock, Top, 5/8"-11, ZP, GRC.....	9
2	36369	WDMT, BRACE, A/T, L9	1	12	19068	Washer, Flat, 5/16", SAE, ZP	9
3	36312	WDMT, BRACKET, TOP, A/T, L9	1	13	19128	Bolt, HHCS, 5/16"-18 X 3/4", PF, GR8	6
4	36314	GUARD, A/T, L9	1	14	19348	Nut, Crown, 5/16" -18, GRC.....	6
5	36315	CLAMP, MOUNT, A/T, L9.....	3	15	36313	AFTERTREATMENT ASSY, L9.....	1
6	36564	Tube, Exhaust, WDMT, L9, Bellows ...	1	16	19093	Washer, Structural, 1/2", ASTM, A325, PF	16
7	36479	CLAMP, SEAL, 4". SS. EXHAUST	1	17	19113	Bolt, HHCS, 1/2" X 1-1/2", PO, G R8..	4
8	36480	Stack, Exhaust, 4"OD X 24" L., SS	1	18	19159	Bolt, HHCS, 1/2"-13 X 4" GR8	4
9	19156	Bolt, HHCS, 5/8"-11 X 1-3/4", PF, GR8.....	9	19	19354	Nut, Auto Style, 1/2"-13, GRC.....	8
10	19086	Washer, Structural, 5/8", ASTM, A325, PF	9				

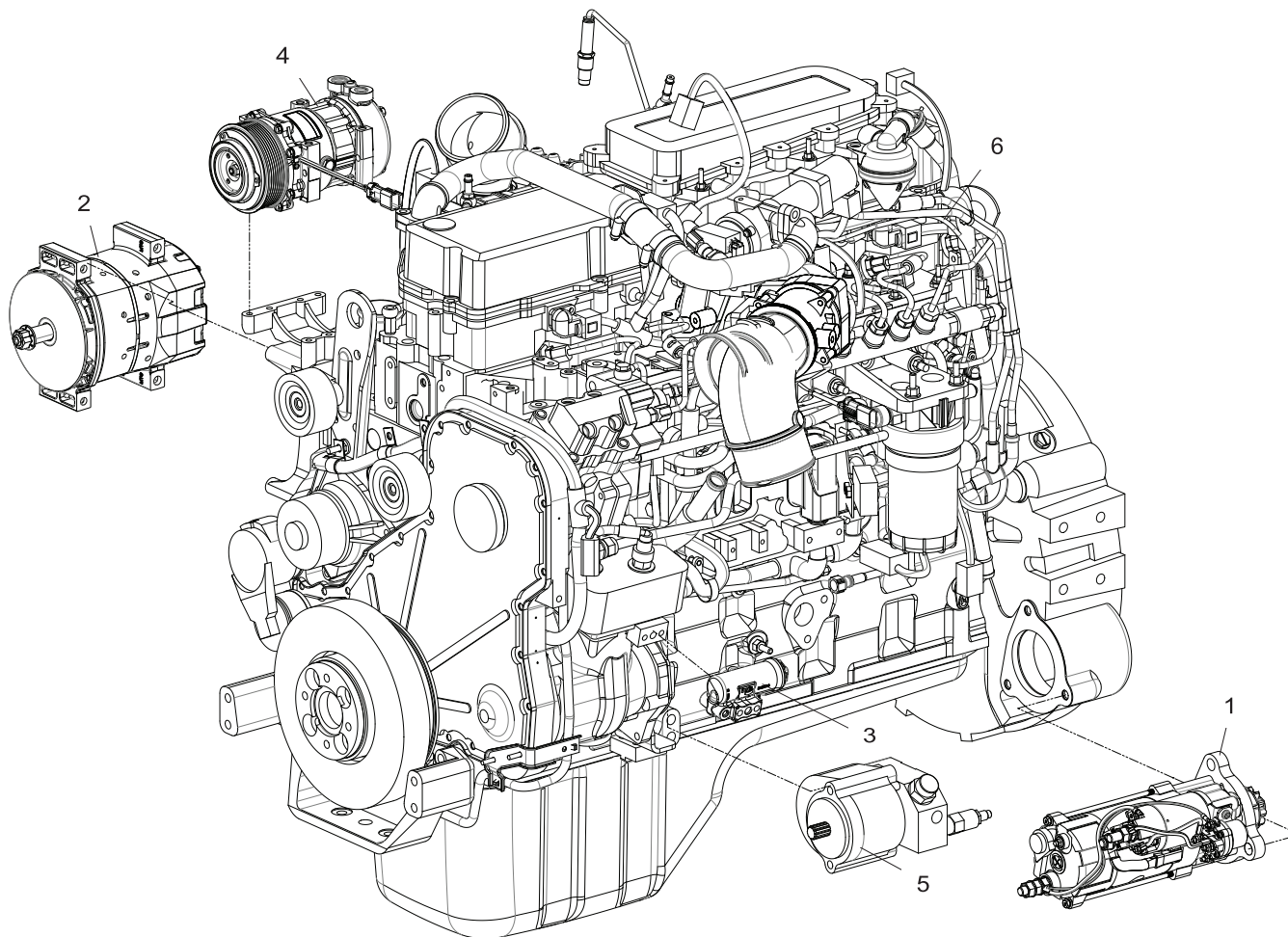
WHEN ORDERING PARTS, SPECIFY MODEL NUMBER, SERIAL NUMBER AND DESCRIPTION OF PARTS REQUIRED



**AFTERTREATMENT, SCR/DPF,
L9**

DATE: Released 10-2018
MODEL: FD
PAGE: 3.6

**GROUP
3**



REF	PART NO.	DESCRIPTION
1	36579	STARTER,M105R2502SE, PRESTOLITE,12VDC,CUMMINS L9
2	36877	ALTERNATOR,BLP4005H,220 AMP, 12VDC
3	35837	AIR GOVERNOR, 105-125 PSI

REF	PART NO.	DESCRIPTION
4	36336	COMPRESSOR, AC, SANDEN, SHD 4077
5	29825	Pump,Gear, 2.37CI,CCW,7.5GPM,11T,CAT
6	36418	ENGINE, L9, 380BHP/1250FT-LB, W/BRK

WHEN ORDERING PARTS, SPECIFY MODEL NUMBER, SERIAL NUMBER AND DESCRIPTION OF PARTS REQUIRED

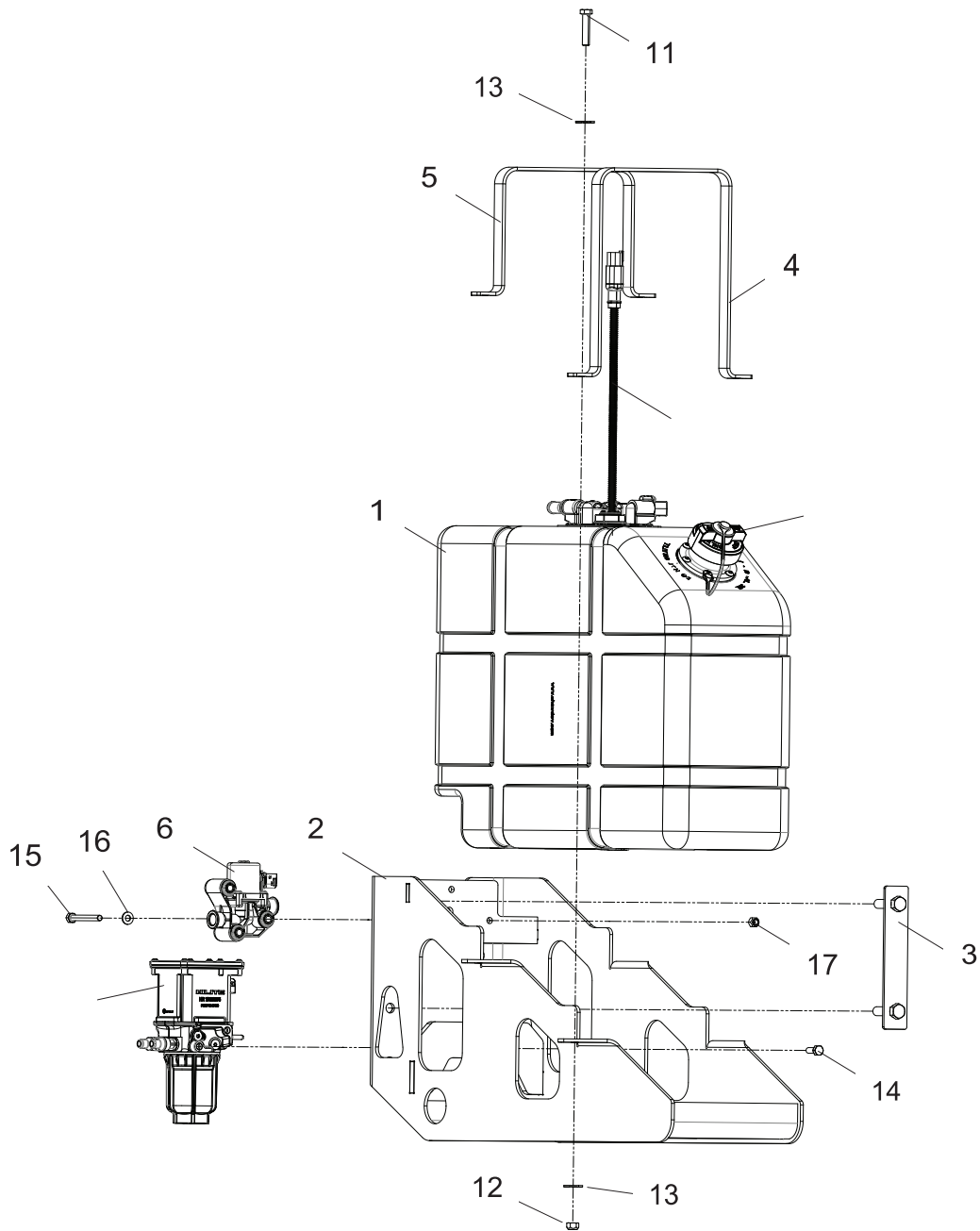


ENGINE COMPONENTS, L9

DATE: Released 10-2018
MODEL: FD
PAGE: 3.7

GROUP

3



REF	PART NO.	DESCRIPTION	REF	PART NO.	DESCRIPTION
1	35414	TANK,DEF,10GAL,ISX,CAN,MY16	11	19141	BOLT,HHCS,3/8"-16 X 1-3/4",PF,GR8
2	33839	WDMT, BRKT, DEF Tank, 10GAL, MY13	12	19353	NUT,LOCK,TOP,3/8"-16,GRC
3	36654	WDMT, BOLT PLATE 1/2 X 3.0	13	19045	WASHER,FLAT,3/8",GR2
4	33786	Strap, DEF, 10 GAL, Front	14	32311	BOLT,M8 x 1.25 x 25mm
5	33787	Strap, DEF, 10 GAL, Rear	15	19091	BOLT,HHCS,5/16"-18 X 2-1/2",PF,GR8
6	33826	Valve, Coolant, DEF, MY13	16	19348	NUT,CROWN,5/16"-18,GRC
7	36003	MODULE, DOSER FLUID SUPPLY, X12	17	19068	WASHER,FLAT,5/16",SAE,ZP
8*	36000	HOSE, DEF SUCTION, X12	18*	33859	FTG,NORMA NQ PS3 NW8 14MM 90DEG
9*	36342	HOSE, DEF THROTTLE/RETURN, L9	19*	30436	HOSE,HEATER,5/8" GST-2, RED
10*	36343	HOSE, DEF PRESSURE, L9	20*	30435	HOSE,HEATER,5/8" GST-2, BLACK

*ITEMS 8-10 & 18-20 ARE NOT SHOWN IN THE ILLUSTRATION

WHEN ORDERING PARTS, SPECIFY MODEL NUMBER, SERIAL NUMBER AND DESCRIPTION OF PARTS REQUIRED



DEF TANK, L9


DATE: Released 10-2018

MODEL: FD

PAGE: 3.8

GROUP

3



REF	PART NO.	DESCRIPTION	REF	PART NO.	DESCRIPTION
1	32860	Tank, Fuel, AL, 50GAL, D-Shape, MY10	4	15015	Insulator, Strap
	32170	Tank, Fuel, AL, 70GAL, D-Shape, MY10	5	31311	Sender, Fuel, ISSPRO, 20 Inch Tube
	32173	Tank, Fuel, AL, 80GAL, D-Shape, MY10	6	12160	FTG, 90° M EL, JIC 1/2" TOD X 1/2" NTP
2	17277	Saddle, D-Shape, 80 GAL	7	12157	FTG, 90° M EL, JIC 5/8" TOD X 1/2" NTP
3	13022	Strap, D-Shape, 80 GAL- 45 3/8"			

WHEN ORDERING PARTS, SPECIFY MODEL NUMBER, SERIAL NUMBER AND DESCRIPTION OF PARTS REQUIRED

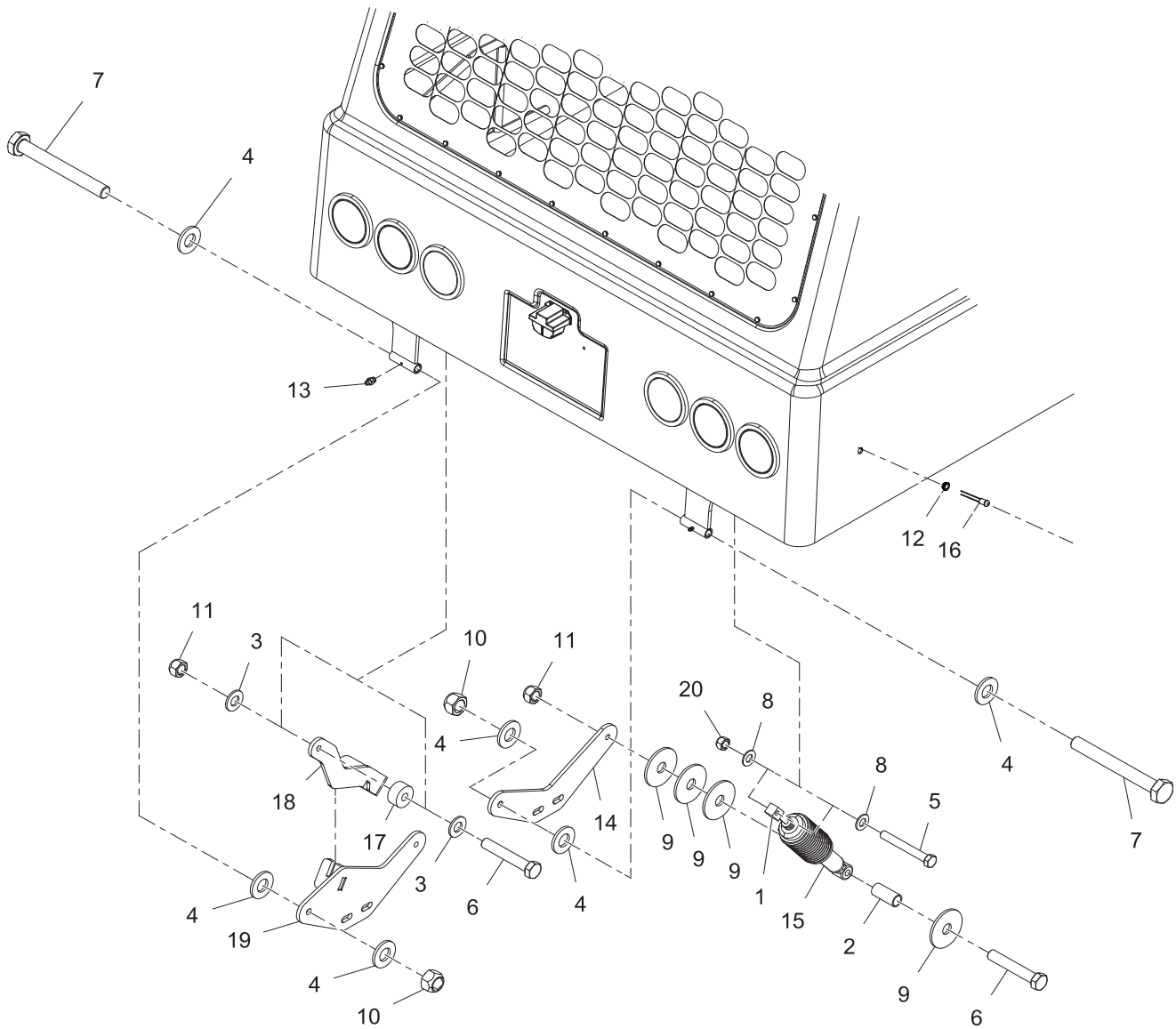


FUEL TANK

DATE: Released 10-2018
MODEL: FD
PAGE: 3.9

GROUP
3

HOODS



REF	PART NO.	DESCRIPTION	QTY	REF	PART NO.	DESCRIPTION	QTY
1	11345	Lug, Hood Lift, Short Style	2	12	35632	Grommet, Hood, Top, Aux. Lamps.....	4
2	11350	Spacer-Hood Shock	2	13	22165	Grease Zerk, 1/4"-28, Straight	2
3	19043	Washer, Flat, 1/2"	2	14	29703	Plate, MNT, Hood, Rear, Pivot, V.....	1
4	19086	Washer, Flat, 5/8"	6	15	30413	Shock HD Hood	2
5	19148	Bolt, HHCS, 3/8"-16 X 3", PF, GR8	2	16	35633	Light, Hood, 3/4" Penny,	
6	19154	Bolt, HHCS, 1/2"-13 X 3", PF, GR8	3			Side/Marker Lamps.....	2
7	19209	Bolt, HHCS, 5/8"-11 X 5-1/2",		44*	35631	Light, Hood, 3/4" Penny, B/U Lamps ..	2
		PF, GR8.....	2	45*	35634	Light, Hood, 3/4" Penny, Dual Purp. ...	3
8	19272	Washer, Flat, 3/8", SAE, HHS, PF.....	8	17	34407	Spacer, 1.5 OD X 0.53 ID X 3/4"	1
9	19331	Washer, Flat, 1/2", ZP, SPL	8	18	34497	Hood PROP, Auto Latch, MY14	1
10	19351	Nut, Lock, Top, 5/8"-11, ZP, GRC	2	19	34525	WDMT, Auto Latch, Hood Pivot.....	1
11	19354	Nut, Auto Style, 1/2"-13, GRC	3	20	19353	Nut, Lock, Top, 3/8"-16, ZP, GRC	8

WHEN ORDERING PARTS, SPECIFY MODEL NUMBER, SERIAL NUMBER AND DESCRIPTION OF PARTS REQUIRED



HOOD MODEL YEAR 2018

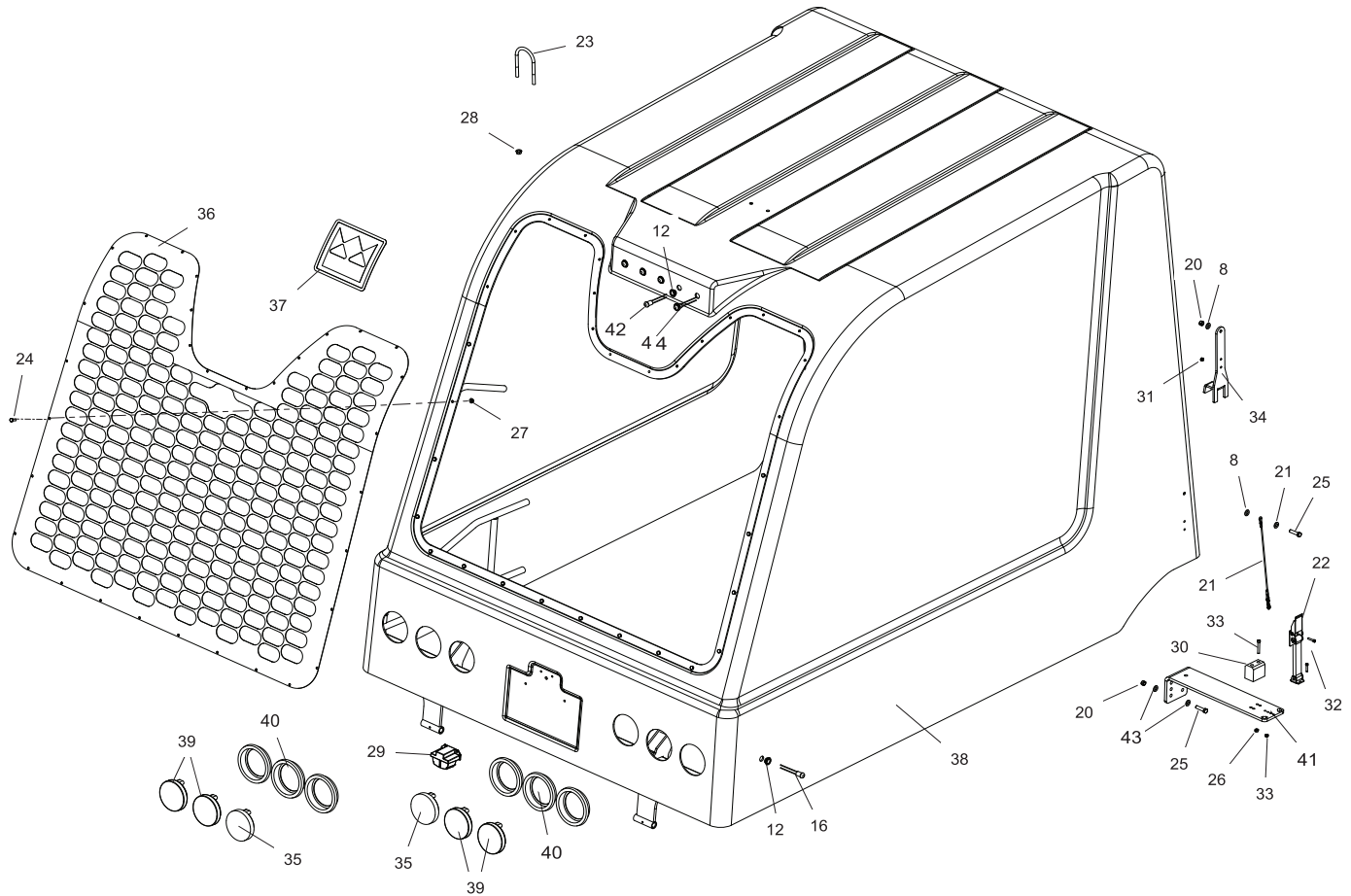
DATE: Released 10-2018

MODEL: FD

PAGE: 4.1

GROUP

4



REF	PART NO.	DESCRIPTION	QTY	REF	PART NO.	DESCRIPTION	QTY
21	11360	Cable, Safety, Hood	1	33	36205	Bolt, SHCS, 1/4-20 X 2.00"	4
22	13094	Latch, FLEX Draw	2	34	36193	Bracket, Hood, Landing MY17	2
23	17590	Clamp, Exhaust, 2 1/2 IN U-Bolt	1	35	33606	4" RND, LED, Light, Back-up	2
24	19061	Bolt, HHCS, 1/4"-20 X 3/4", SS	32	36	34404	Hood Grill, CNG, MY13	1
25	19109	Bolt, HHCS, 3/8"-16 X 1-1/2", GR8	6	37	34405	Decal, Terex Crown, Red	1
26	19352	Nut, Lock, Top, 1/4"-20, ZP, GRC	4	38	35646	HOOD, ENGINE, STD, MY16	1
27	24993	Nut, Lock, Flange, 1/4"-20, GR8	32	39	40661	4" RND, LED, Stop/ Turn/ Tail, Light ...	4
28	27017	Nut, Flange, 3/8"	2	40	40663	4" Rubber Grommet	6
29	30233	Light, License Plate LED	1	41	32147	Hood Rest, Plate, MY10	2
30	36192	Pad, Taller, Hood Rest, 2017	2	42	35631	Light, Hood, 3/4" Penny, B/U Lamp	2
31	32009	Nut, NY Lock, 10-32, ZP	8	43	19272	Washer Flat 3/8" GR8 YZ	8
32	32011	SHCS, 10-32 X 1", ZP	8	44	35634	Light, Hood, 3/4" LED, Dual Function ..	3

WHEN ORDERING PARTS, SPECIFY MODEL NUMBER, SERIAL NUMBER AND DESCRIPTION OF PARTS REQUIRED



HOOD MODEL YEAR 2018

DATE: Released 10-2018

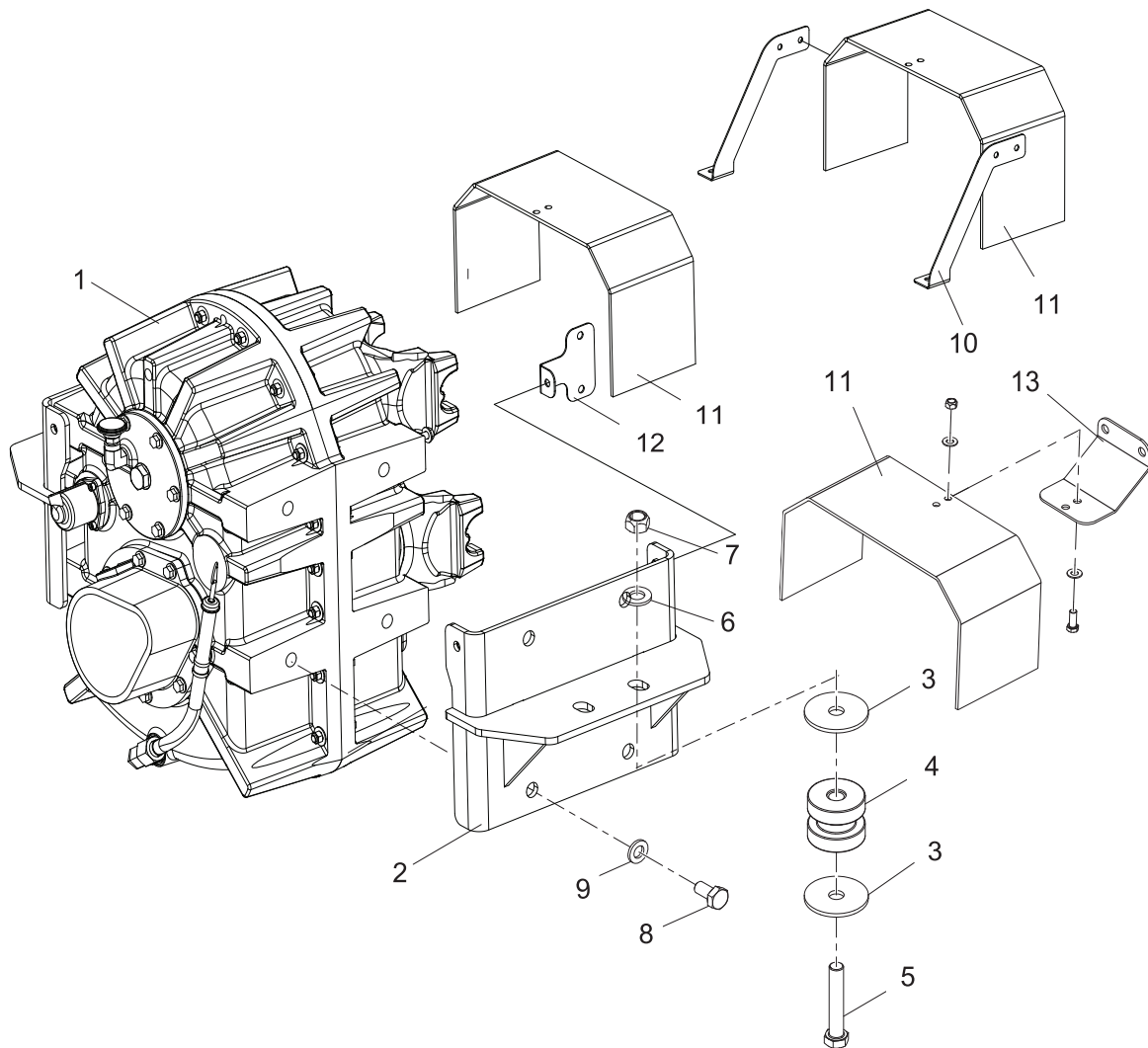
MODEL: FD

PAGE: 4.2

GROUP

4

POWER TRANSFER



REF	PART NO.	DESCRIPTION	QTY	REF	PART NO.	DESCRIPTION	QTY
1*	36231	TCASE,CUSHMAN,2-SPD,1:1 & 2.5:1		14*	19127	Bolt, HHCS, 1/4"-20 X 1", GR8.....	1
		RATIOS,NO FRONT OUTPUT	1	15*	19053	Washer, Flat, 1/4", SAE, ZP.....	2
	36985	T-CASE,TEREX,2-SPD,1:1 & 2.5:1		16*	19557	Valve, DBL Check W/Leg	1
		RATIOS,NO FRONT OUTPUT	1	17*	19352	Nut, Lock, Top, 1/4"-20, ZP, GRC	1
				18*	28607	FTG, PTC, 90° EL,	
2	36257	WDMT, BRKT, T-CASE, STRAIGHT	2			3/8"NPT X 1/4"Tube	2
3	29368	Washer, SNUB, Isolator, Engine,		19*	33654	FTG, Tee, 3/8" NPT X 1/4"X 1/4"	
		Rear, 07	8			Tube PTC	1
4	29369	Isolator, Mount, Eng,Rear, Tier 3	4	20*	13080	FTG, Branch T, Male,	
5	30344	Bolt, HHCS, 7/8"-9 X 5", PF, GR8.....	4			3/8" NPT X 3/8" FPT.....	1
6	19075	Washer, Structural,		21*	16915	Strap, Driveline	6
		7/ 8", ASTM, A325, PF	4	22*	19345	Bolt, C-Bore W/Pitch,	
7	40051	Nut, Lock, Top, 7/8"-9, ZP, GRC	4			1/2-20 X 1"	12
8	19200	Bolt, HHCS, 3/4-10 X 1-1/2" GR8.....	8				
9	19039	Washer, Flat, 3/4", A325	8	23*	34915	Kit, Hardware, T-Case Mounting	*
10	36283	BRKT, GREASE SHIELD MNTG	2	24*	19345	Bolt, U-Joint, T-Case	*
11	24071	SHIELD,TRANSFER CASE.....	3	25*	16915	Strap, U-Joint, T-Case	*
12	36659	SUPPORT, GREASE SHIELD	2				
13	24289	BRKT,Grease Shield, Transmission....	1				

*ITEMS 14 TO 25 ARE NOT SHOWN IN THE ILLUSTRATION

WHEN ORDERING PARTS, SPECIFY MODEL NUMBER, SERIAL NUMBER AND DESCRIPTION OF PARTS REQUIRED



CHARGER TRANSFER CASE

DATE: Released 10-2018


MODEL: FD

PAGE: 5.1

GROUP

5

CAB



REF	PART NO.	DESCRIPTION	REF	PART NO.	DESCRIPTION
1	33509	Cab, STD, Shell, MY13	11	33525	Horn, Air, Cab, MY13
2	34532	Isolator, Cab, Barry Controls 43003-3	12	16870	Antenna, Radiomast, Rubber
3	19163	Bolt, HHCS, 5/8" -11 X 4", GR8	13	19976	Motor, Wiper W/Dynamicpark, STD Cab
4	19332	Washer, Flat 0.668 X 2 X 0.125 SPCL	14	28250	Blade, HDCF, 20"
5	19351	Nut, Lock, Top, 5/8" -11, ZP, GRC	15	29094	Wiper, Arm W/Sprayer ASSY
6	23898	Washer, 11/16" X 2-1/2" X 3/16"	16*	19906	Bottle Washer 14 OZ
7	30903	Guard/bracket, Switch, Electric/HYDR	17	29981	ASSY, Heat/Defrost/AC, STD Cab
8	30872	Placard, Select/HYDR Controls External		29982	ASSY, Heat/Defrost, STD Cab
9	24419	Switch, Spot, (Environmentally Sealed)	18	33474	Brake Valve Assembly
10	20041	Horns, ELECHI & LO	19	24327	ASSY, Control Manifold, ELEC/HYD, 3-Spools
				31210	ASSY, Control Manifold, ELEC/HYDR, 2-Spools

* ITEM 16 IS NOT SHOWN IN THE ILLUSTRATION
WHEN ORDERING PARTS, SPECIFY MODEL NUMBER, SERIAL NUMBER AND DESCRIPTION OF PARTS REQUIRED



CAB EXTERIOR

DATE: Released 10-2018
MODEL: FD
PAGE: 6.1

GROUP
6



REF	PART NO.	DESCRIPTION	REF	PART NO.	DESCRIPTION
1	19747	Column, Tilt Steering, Douglas (Standard Cab)	10*	19647	Hook, Coat, Cab
2	19901	Wheel, Steering, 18"	11	11989	Fan, Cab
3	15739	Button, Horn	12	23602	Bracket, Fan
4*	19904	BRKT, U, Steering Column	13*	14474	Hose, Defroster, Duct, Cab
5	33669	Retainer, Steer Shaft Bellows, MY12	14*	11419	Clamp, Hose, 1-5/16 To 2-1/4
6	13914	Boot, Steering Column, Rubber	18	28885	Seat, Driver, High-Back, Cloth, Black
7	36232	SHAFT, STEERING, INTERMEDIATE		28886	Seat, Driver, High-Back, Vinyl, Black
8	31170	Pedal, Throttle, Cummins, Hanging	19*	34272	Seat Belt, 3 Point, Driver, W/Seat Belt Alarm
9	33474	Kit, Brake, Treadle Valve, MY12		15562	STRAP,TETHER,SEATBELT,PAIR
**	33465	*Treadle Valve Only*			

* ITEMS 4, 10, 13, 14 & 19 ARE NOT SHOWN IN THE ILLUSTRATION

WHEN ORDERING PARTS, SPECIFY MODEL NUMBER, SERIAL NUMBER AND DESCRIPTION OF PARTS REQUIRED



CAB INTERIOR

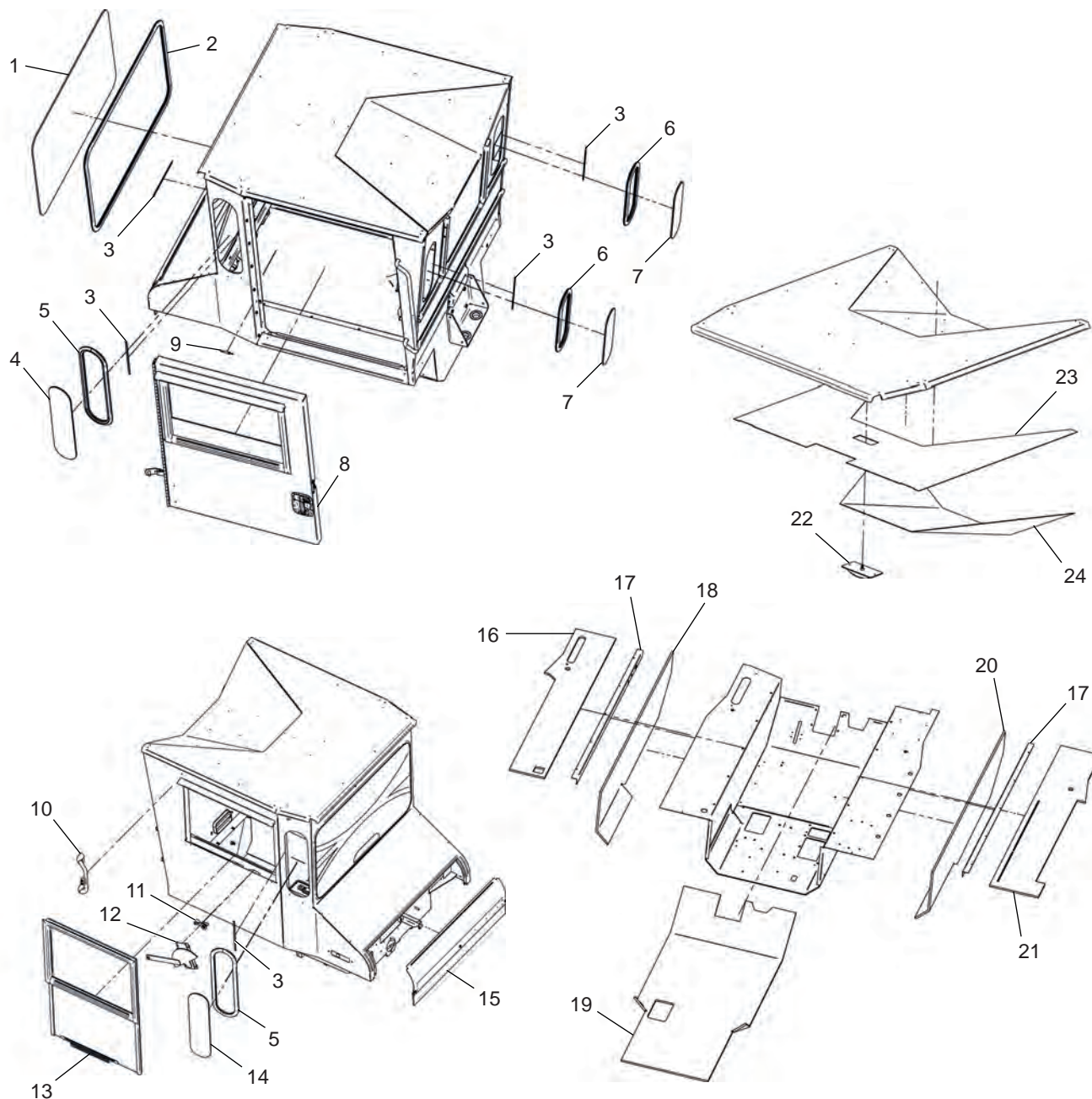
DATE: Released 10-2018

MODEL: FD

PAGE: 6.2

GROUP

6



REF PART NO. DESCRIPTION

1	36432	Windshield
2		Gasket, Mounting, Windshield
3		Gasket Locking Strip
4		Window, Front Side Porthole, LS
5		Gasket, Mounting, Front Side Portholes
6		Gasket, Mounting, Rear Porthole
7		Window, Rear Porthole
8		Door Assembly
9		Adjustable Door Switch
10		Handle, Grab, Black Foam
11		Handle, Regulator
12		Regulator, RH

REF PART NO. DESCRIPTION

13		Window, W/Frame, RS
14		Window, Front Side Porthole, RS
15	34969	Cover, Cab Nose Assembly
16		Floor Mat, Kick Panel, L.H
17		Angle, Floor Mat Retainer
18		Floor Mat, Stepwell, LH
19		Floor Mat, Main
20		Floor Mat, Kick Panel, RH
21		Floor Mat, Stepwell, RH
22	35764	Light, Dome
23		Headliner, Cab
24		Headliner, Barrel Section

WHEN ORDERING PARTS, SPECIFY MODEL NUMBER, SERIAL NUMBER AND DESCRIPTION OF PARTS REQUIRED



STANDARD CAB COMPONENTS

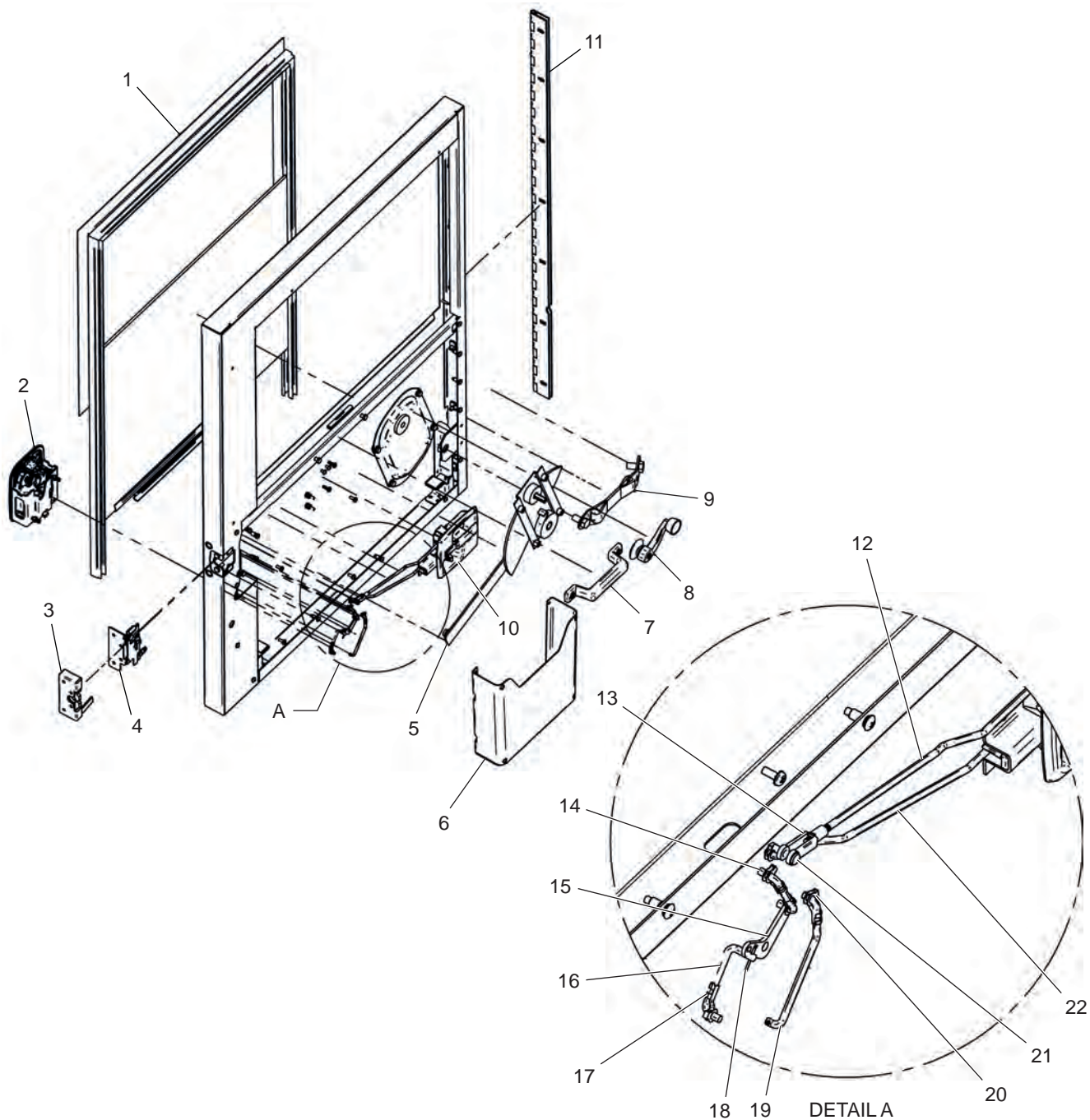
DATE: Released 10-2018

MODEL: FD

PAGE: 6.3

GROUP

6



REF PART NO. DESCRIPTION

1	34779	Window, W/Frame, Driver Door
2	34073	Handle, Pull, Locking
3	34072	Latch, Rotary, LH
4		Linkage Assembly
5		Regulator, LH
6		Document Holder
7		Grab Handle
8	31684	Handle, Regulator
9		Belt, Door Assembly
10	34620	Handle, Inside Locking, LH (36019)
11		Hinge, Standard Cab

REF PART NO. DESCRIPTION

12	35366	Rod, Linkage, Inner Latch
13		Yoke, End, 1.56" Long
14		Rod, Linkage, Outer Lock/Latch
15	36060	Pivot, Lock Linkage
16	36061	Rod, Linkage, Outer Latch
17	36062	Clip, Linkage, RH
18	36063	Cotter Key, 0.062 X 0.75 Long
19	36064	Rod, Linkage, Outer Latch
20	36065	Clip, Linkage LH
21	36066	Pin, Clevis, 0.188 X 0.56
22	35365	Rod, Linkage, Inner Lock

WHEN ORDERING PARTS, SPECIFY MODEL NUMBER, SERIAL NUMBER AND DESCRIPTION OF PARTS REQUIRED



STANDARD CAB DOOR ASSY

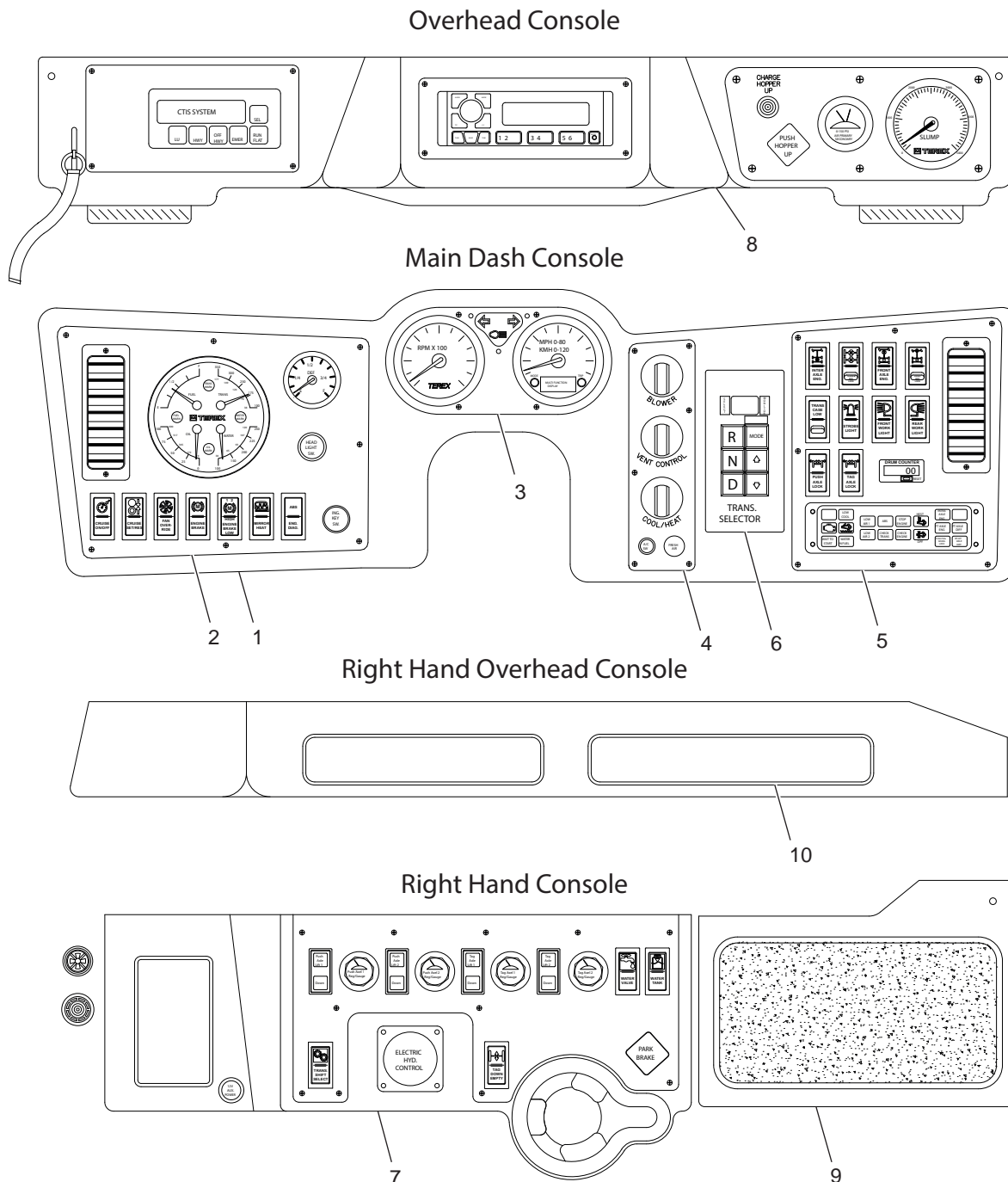
DATE: Released 10-2018

MODEL: FD

PAGE: 6.4

GROUP

6



REF PART NO. DESCRIPTION

1	29920	Shroud, Dash, Forward, 2007
2	35002	Panel, Dash, Gauge Assy, STD Cab, GHG17
3	35062	Panel, Dash, Center, Gauge Assy, STD, 5000KB Speedometer
4	29925	ASSY, Panel, Dash, Climate Controls, 2007

REF PART NO. DESCRIPTION

5	35003	PANEL,DASH,CONTROLS,STD,GHG17
6	34034	Shift/Selector, Allison, GENS, 6-SPD
7	35001	CONSOLE,RT AUX ASSY,STD,GHG17
8	32500	ASSY, Console, Overhead, STD, MY12
9	29932	ASSY, Console, Tray, RH, 2007
10	29933	ASSY, Console, Overhead, RH, 2007

WHEN ORDERING PARTS, SPECIFY MODEL NUMBER, SERIAL NUMBER AND DESCRIPTION OF PARTS REQUIRED



DASH, COMPLETE, STD, CAB

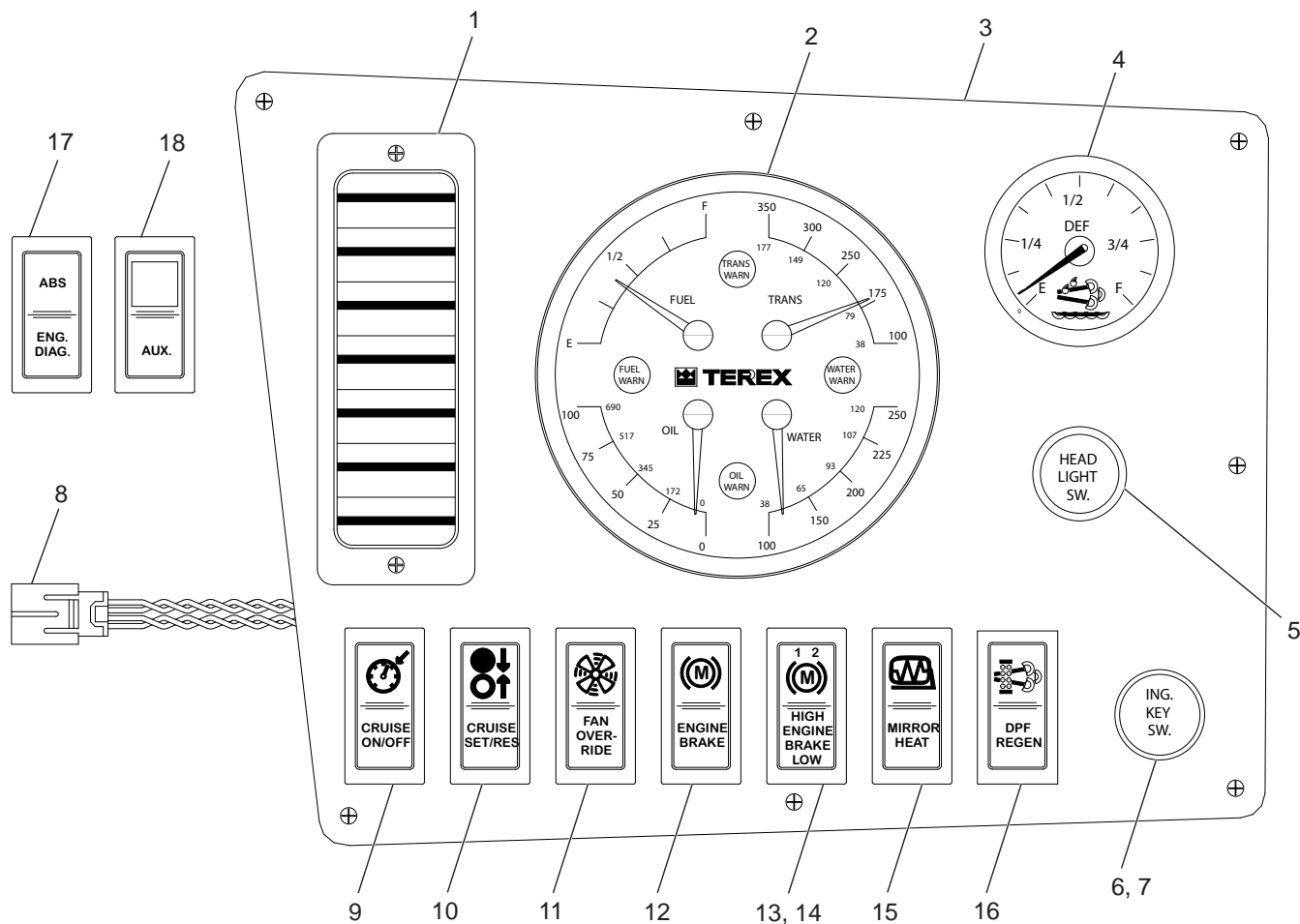
DATE: Released 10-2018

MODEL: FD

PAGE: 6.5

GROUP

6



REF PART NO. DESCRIPTION

1	28065	Vent, A/C
2	31530	Gauge, 4 In 1, ACTIA
3	31536	Panel, Dash, Gauge, STD, MY13
4	32085	Gauge, DEF, 2.0", MY1 0
5	28038	Switch, Headlights/Dome
6	28039	Switch, Ignition Key
7	28060	Nut, Boot, Mounting, Ignition Switch
8	28112	Harness, Gauge, Interconnect, Data 7"
9	28052	Switch, Cruise, On/Off

REF PART NO. DESCRIPTION

10	28051	Switch, Cruise, Set/Resume
11	28050	Switch, Engine Fan
12	28048	Switch, DPST, 2-POS Engine Brake
13	28047	Switch, DPST, 3-POS Engine Brake
14	28046	Switch, DPST, 2-POS Engine Brake
15	28044	Switch, DPST, 2-POS Mirror Heat
16	30981	Switch, RKR, 2-POS, REGEN On-Off
17	28045	Switch, DIAG, ABS/Engine
18	30286	Switch, Rocker, DPST, 2 Pos, Aux.ON-ON

WHEN ORDERING PARTS, SPECIFY MODEL NUMBER, SERIAL NUMBER AND DESCRIPTION OF PARTS REQUIRED



GAUGE PANEL, DASH, STD

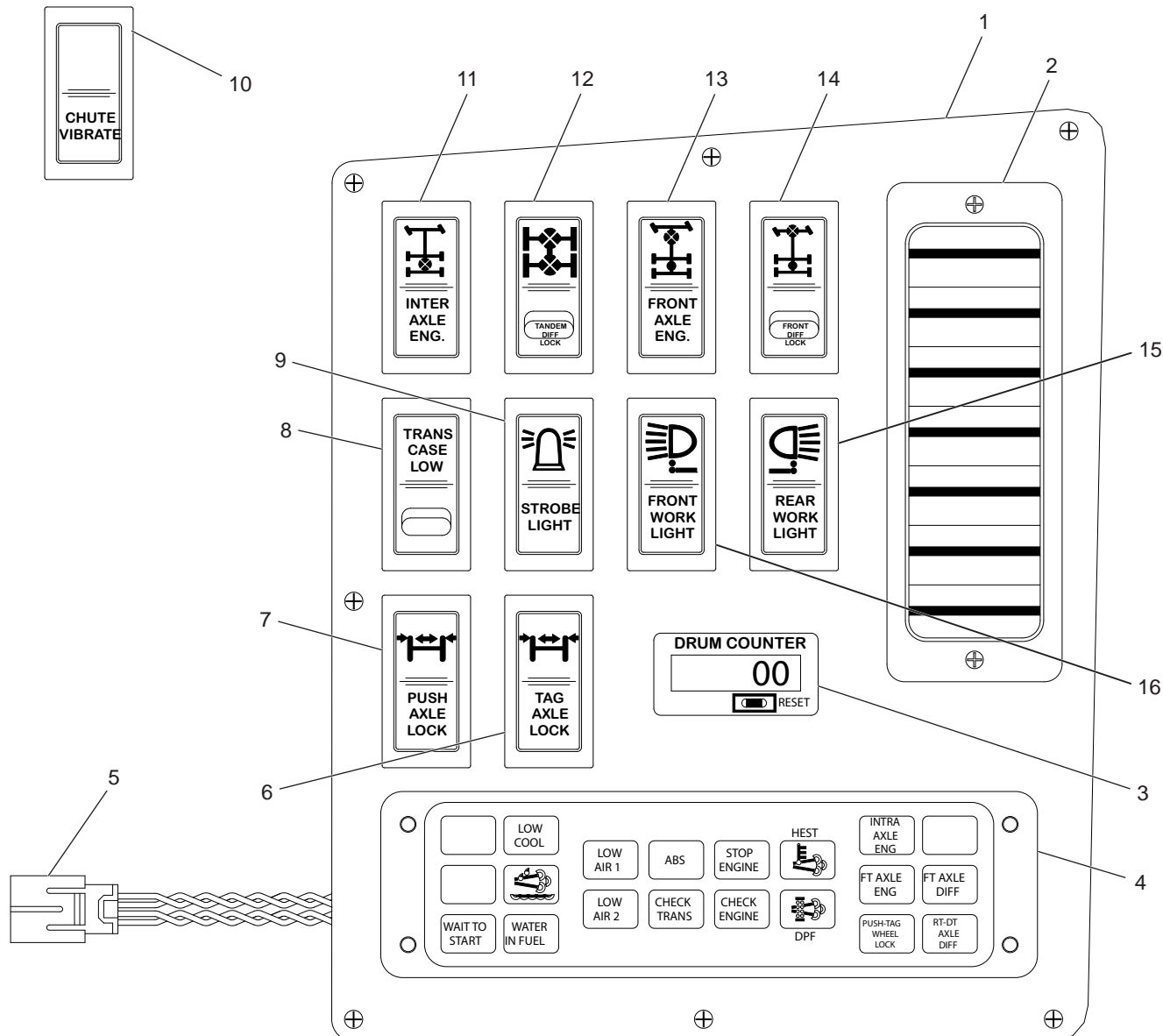
DATE: Released 10-2018

MODEL: FD

PAGE: 6.6

GROUP

6



REF PART NO. DESCRIPTION

1	31537	Panel, Dash, Controls, STD, MY13
2	28065	Vent, A/C
3	28040	Display Drum Counter LCD
4	32087	Gauge, Light Bar, MY10
5	31527	Harness, LIN, 48.0"
6	28083	Switch, Air, Tag Lock
7	28082	Switch, Air, Pusher Lock
8	28075	Switch, Transfer Case, High/Low

REF PART NO. DESCRIPTION

9	28043	Switch, SPST, 2-POS, Strobe Light
10	28080	Switch, Air, Chute Vibrate
11	28073	Switch, Engage, Axle, INTER
12	28076	Switch, DIFF, Lock, Tandem
13	28074	Switch, Engage, Axle, Front
14	28077	Switch, Air, Front DIFF W/ Lock
15	28042	Switch, SPST, 2-POS, Rear Light
16	28041	Switch, SPST, 2-POS, Front Light

WHEN ORDERING PARTS, SPECIFY MODEL NUMBER, SERIAL NUMBER AND DESCRIPTION OF PARTS REQUIRED



DASH PANEL CONTROLS

DATE: Released 10-2018

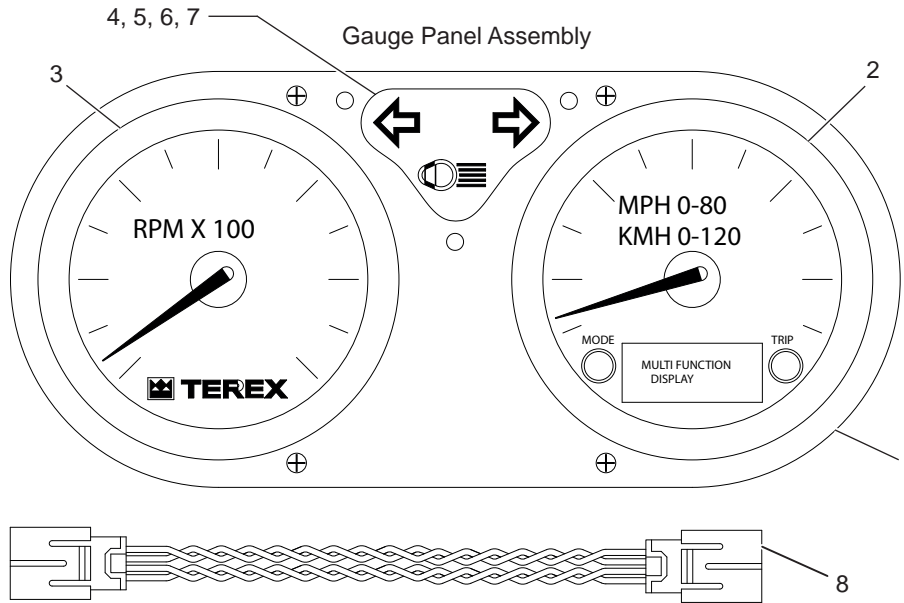
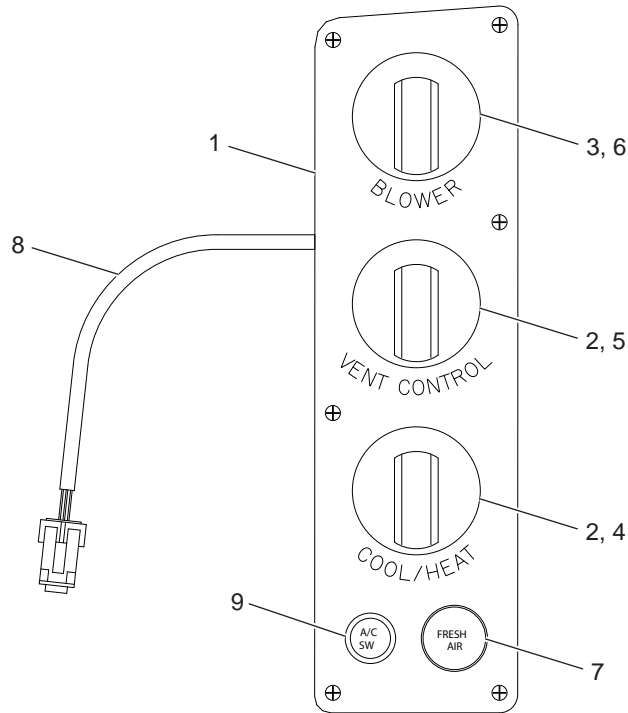
MODEL: FD

PAGE: 6.7

GROUP

6

Climate Controls Assembly



REF PART NO. DESCRIPTION

29925 ASSY, Panel, Dash,
Climate Controls, 2007

1 29926 Panel, Climate Control, 2007
2 28053 Control, Rotary
3 28054 Switch, Blower, Vent
4 28055 Knob, Cool/Heat
5 28056 Knob, Control, Vent
6 28057 Knob, Blower
7 30074 Cable, 51" Climate Control, Fresh Air
8 30073 Light ASSY, LED Back Light,
Climate Controls
9 19972 Switch, A/C

REF PART NO. DESCRIPTION

29923 ASSY, Panel, Gauge, Dash, CNTR,
STD, MY10

1 31535 Panel, Dash, Center, STD, 2009
2 32086 Gauge, Speedometer, MY10
3 31533 Gauge, Tachometer, ACTIA
4 28115 Panel, Legend, Turn Signal/High Beam
5 28118 Sockets, Light, Double Wire
6 28119 Bulb, Light, LED, Green
7 28120 Bulb, Light, LED, Blue
8 31525 Harness, LIN, 12.0"

WHEN ORDERING PARTS, SPECIFY MODEL NUMBER, SERIAL NUMBER AND DESCRIPTION OF PARTS REQUIRED

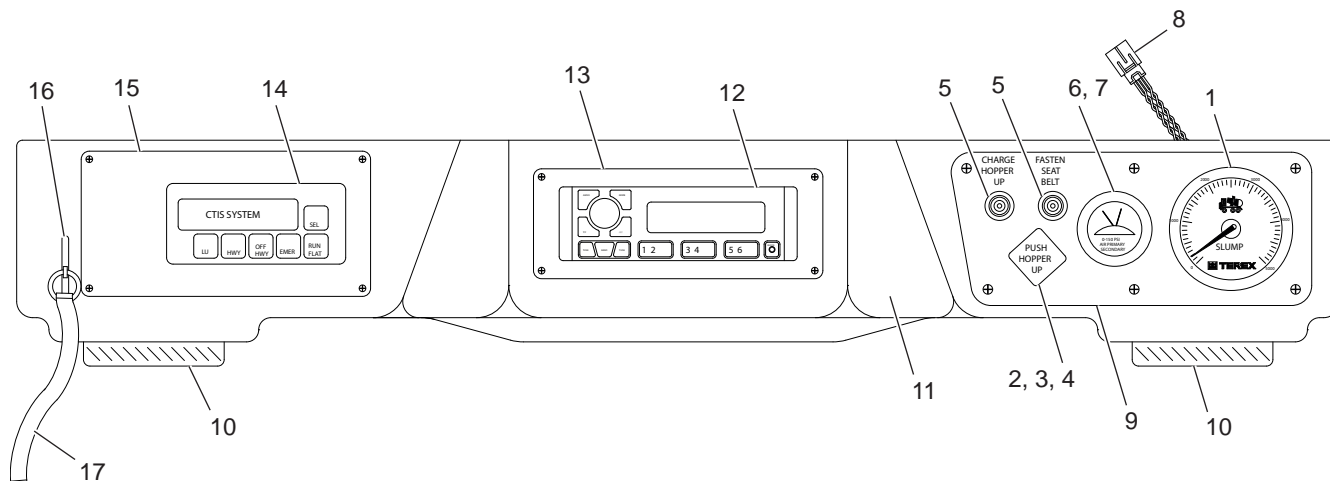


CLIMATE CONTROLS & GAUGE PANEL

DATE: Released 10-2018
MODEL: FD
PAGE: 6.8

GROUP
6

CAB



REF	PART NO.	DESCRIPTION	REF	PART NO.	DESCRIPTION
1	31531	Gauge, Slump, Electronic, ACTIA	10	34972	Speaker, 5-1/4" DIA (Pair)
2	16799	Valve, Flip Hopper/Parking Brake	11	29935	Shroud, Overhead, MY13
3	11968	Label, Hopperup	12	23466	Radio, W/CD
4	28090	FTG, EL, Push To CONN, 1/8" NPT X 1/4"	13	29937	Panel, Overhead, CNTR, Radio
5	28438	Light, Warning, Amber	14	29700	TPCS, Tire Boss System
6	28109	Gauge, Air, Primary/Secondary	15	29936	Panel, Overhead, Left
7	28110	FTG, P To C, 1/8"-27 Female X 1/4"	16	33526	Valve, Air Horn, Lanyard, MY13
8	31528	Harness, LIN, 94.0"	17	33527	Lanyard, Air Horn, MY13
9	32498	Panel, Overhead Slump, STD, MY1 0			

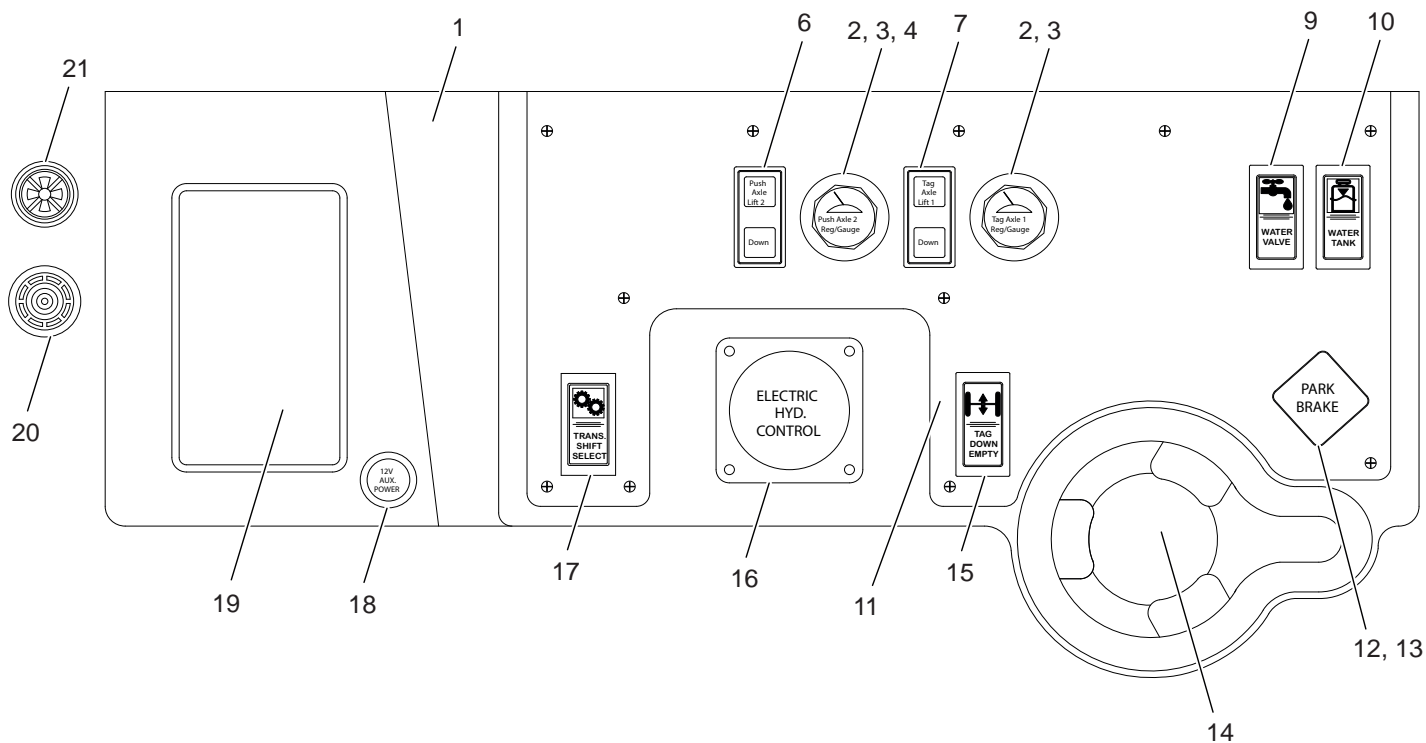
WHEN ORDERING PARTS, SPECIFY MODEL NUMBER, SERIAL NUMBER AND DESCRIPTION OF PARTS REQUIRED



OVERHEAD CONSOLE

DATE: Released 10-2018
MODEL: FD
PAGE: 6.9

GROUP
6



REF	PART NO.	DESCRIPTION	REF	PART NO.	DESCRIPTION
1	33567	Shroud, AUX Controls, MY12	12	16799	Valve, Flip Hopper/Parking Brake
2	28087	Regulator, W/Gauge	13	28090	FTG, EL, Push To CONN, 1/8" NPT X 1/4"
3	28091	FTG, EL, P To C, 1/4" NPT X 3/8"	14	28100	Cup Holder
4	28092	FTG, Tee, P To C, 1/4" NPT X 3/4"	15	28684	Switch, Air, Tag Down When Empty
5*		*NOT USED	16	30869	Control, Joystick, ELECT/HYDR,
6	28089	Switch, Air, Pusher 2 Lift	17	30662	Switch, Rocker, TRANS Selector
7	28085	Switch, Air, Tag 1 Lift	18	28102	Lighter, Outlet, 12V
8*		*NOT USED	19	28131	MATT
9	30380	Switch, Air, Water Valve On-Off	20	12453	Buzzer, Warning, ELEC, Low Air
10	28081	Switch, Water Tank	21	34968	Chime, Seat Belt Warning
11	33566	Panel, AUX Controls, MY12			

WHEN ORDERING PARTS, SPECIFY MODEL NUMBER, SERIAL NUMBER AND DESCRIPTION OF PARTS REQUIRED



RIGHT SIDE CONSOLE

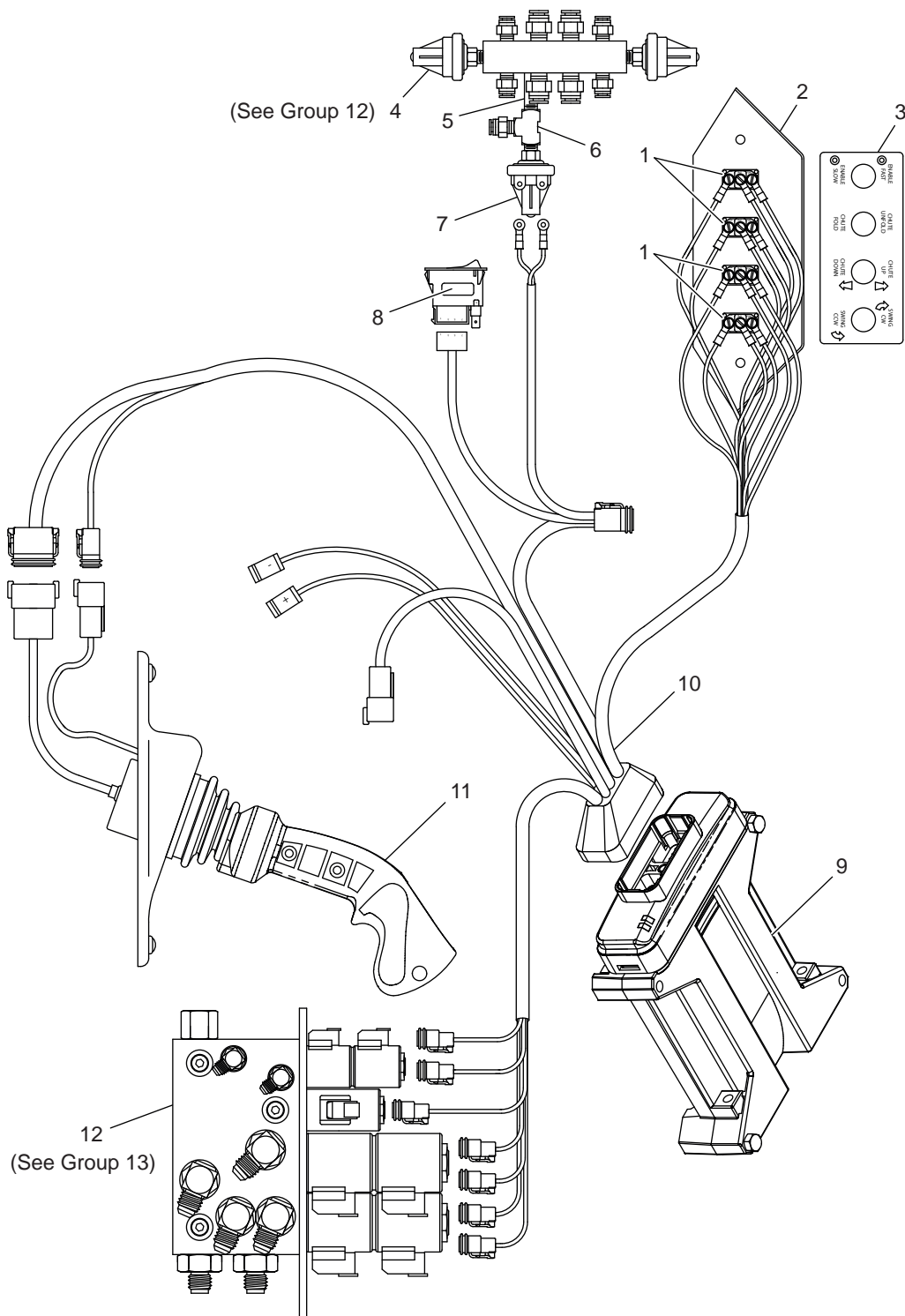
DATE: Released 10-2018

MODEL: FD

PAGE: 6.10

GROUP

6



REF	PART NO.	DESCRIPTION	REF	PART NO.	DESCRIPTION
1	24419	Switch, SPDT, Environmentally Sealed	8	30662	Switch Rocker (DPST) TRANS Select
2	30903	Guard / Bracket, Switch, ELECT. HYD.	9	24282	Controller, ELECT/HYD,
3	30872	Placard, ELECT/HYD	10	30871	Harness, ELECT/HYD, W/TRANS. Select
4	29091	Manifold, 32 Port Air Switch	11	30869	Control Stick, ELECT HYD, W/TRANS
5	30963	Pipe Nipple, 1/8" NPT X 1.5" Brass	12	24327	Manifold ASSY, ELECT/HYD. 3 Spool
6	13095	Tee, Fitting, 1/8" NPT		31210	Manifold ASSY, ELECT/HYD. 2 Spool
7	14243	Pressure Switch, NC, 15 PSI	**	32198	RELAY, OFF DELAY


WHEN ORDERING PARTS, SPECIFY MODEL NUMBER, SERIAL NUMBER AND DESCRIPTION OF PARTS REQUIRED



CONTROLS, ELECT/HYDR
W/TRANS SELECT

DATE: Released 10-2018
MODEL: FD
PAGE: 6.11

GROUP
6



REF	PART NO.	DESCRIPTION	QTY	REF	PART NO.	DESCRIPTION	QTY
1	33811	Toggle Boot: Partial Cover Style-Grey	1	21		10-32 X 7/16" Button Head Socket SS 18-8	5
2	33818	Toggle Boot: Full Cover Style-Grey	1	22		#2 X 3/4" Self Tapping Pan Head Screw	4
3	33819	Boot: Slider Module	2	23		6-32 X 1/2 Cap Screw	1
4		Boot: JM Joystick	1	24		#10 Split Lock Washer	5
5		Joystick Sensor Circuit Card Assembly	1	25		2 X 9/16" Tapping Screw - Pan Head..	2
6	33810	Red Cap: NKK Switch	1	26		6-32 X 3/8" Socket Cap Screw, Stainless	2
7		Faceplate Overlay	1	27		#6 Lock Washer	4
8		3/8" X 1/4" Grommet	2	28		6-32 X 1 3/8" Button Head Philips Screw	2
9		3/8" Hole Plug	1	29		Boot Washer For Joystick	1
10		Joystick: Housing Cover	1	30	33820	Slider Module: Switched, Maintained..	1
11		Boot Ring For JM Joystick	1	31	33821	Slider Module: Switched, Momentary .	1
12		JM Joystick: Assembly With CC & Boot	1	32	33879	Standard Switch, 5 AMP	1
13		Handle Harness For L1-E6-01-JM-KF	1	33		Deutsch: Crimp Pins	13
14		Handle Case Left, Grey	1	34		Deutsch: Plug Seal	3
15		Handle Case Right, Grey	1	35		Deutsch: 12 Pin Housing Grey	1
16		Leaf Spring For Trigger	1	36		Deutsch, 4 Pin Housing, Grey	1
17		"L" Single Trigger, Grey	1	37		Deutsch: Wedge 12 Pin	1
18	30718	Push Button: Momentary Switch Assembly	1	38		Deutsch: Wedge 4 Pin	1
19		Clamping Pin: 12mm Bore Assembly .	1	39	33822	Toggle: 3 POS MOM, SPDT Assembly	1
20		Retainer: Module Retainer Bracket	4	40		4" Tie Wrap	1

WHEN ORDERING PARTS, SPECIFY MODEL NUMBER, SERIAL NUMBER AND DESCRIPTION OF PARTS REQUIRED



CONTROLS STICK, ELECT/HYD W/TRANS

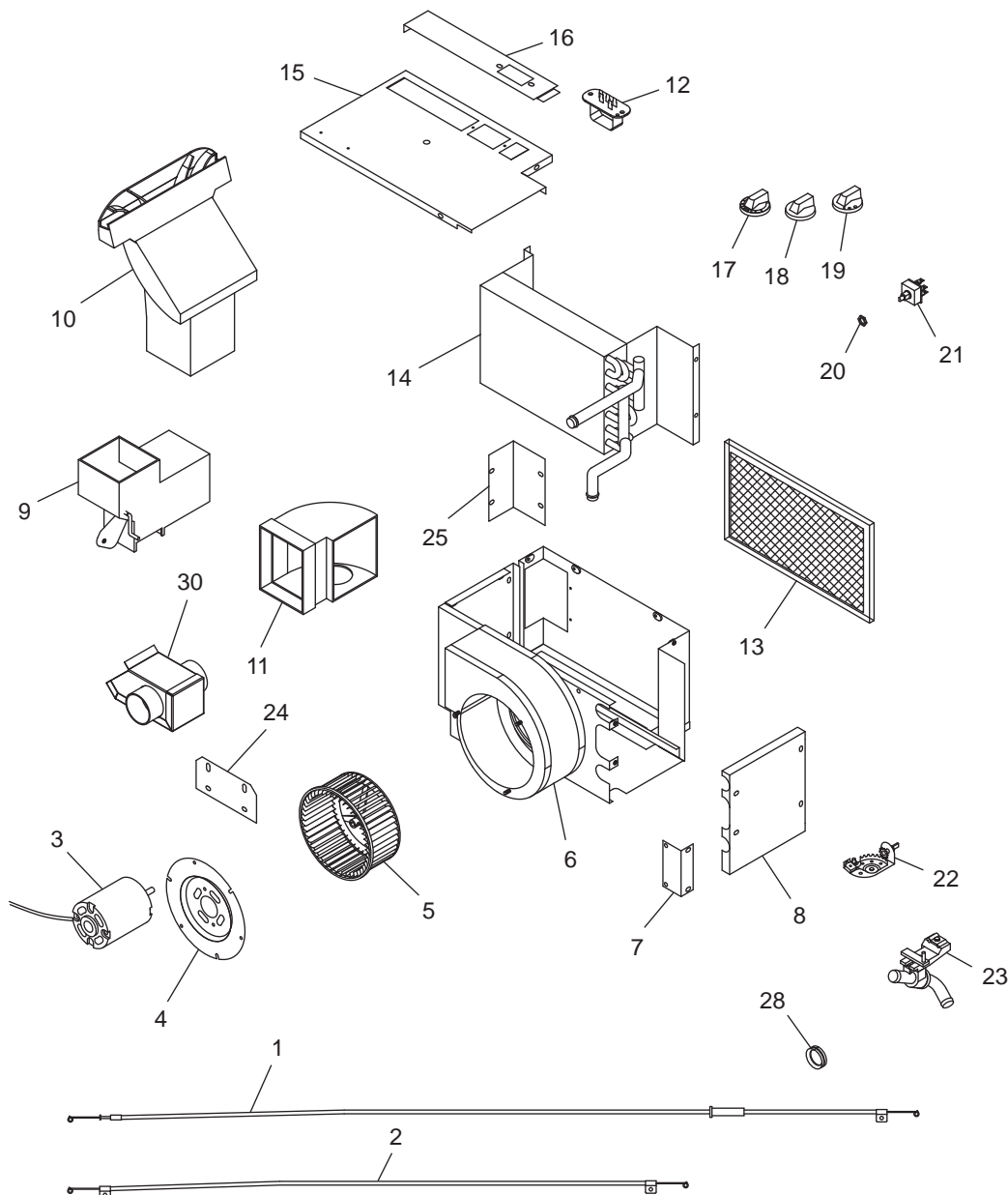
DATE: Released 10-2018

MODEL: FD

PAGE: 6.12

GROUP

6



REF	PART NO.	DESCRIPTION	REF	PART NO.	DESCRIPTION
1	30633	Cable, ADJ, 47", SG. Loop	16		Intake Air Block
2	27031	32" DBL Loop Cable	17	28055	Knob, Red Blue, TEMP CTL
3	19967	MTR, 12 V, PM, REV	18	28056	Knob, Cab-BI Level-DEF
4		Modified LRG Motor MNT	19	28057	Knob, Plastic, SPD CTL
5	19969	WHL, GALV, 5.75 X 2.42, CW, Fergus	20		Panel Nut
6		ASY, Body Wrap	21	19965	Switch, 3 SPD, 4 PSN
7		ASY, BKT, Core TB Hole CVR	22	19966	Actuator, Full Detent, NT, WSR
8		End Panel	23	30629	Valve, Heat, Barrel Type
9	19903	ASY, Elbow W/Door & EXH	24		BKT, Mount
10	19963	Duct, Exhaust Diffuser	25		Side Air Block
11	19964	Small Duct 90°, 2" Louver	26*		Louvre, 2" Ball, BLK
12	21831	Resistor, 4 Speed	27*		ADPTR 2" HS For 3404A
13	19970	Filter, 7 X 12 X 0.375, EXP AL	28		Grommet, 1"
14	19968	Coil, HT, 10.25 X 7 X 1.875	29*		Tinnerman Clip
15		ASY, Cover	30	19903	Defrost Plenum

*ITEMS 26, 27 & 29 ARE NOT SHOWN IN THE ILLUSTRATION

WHEN ORDERING PARTS, SPECIFY MODEL NUMBER, SERIAL NUMBER AND DESCRIPTION OF PARTS REQUIRED



HVAC, HEATER/DEFROST, STANDARD CAB

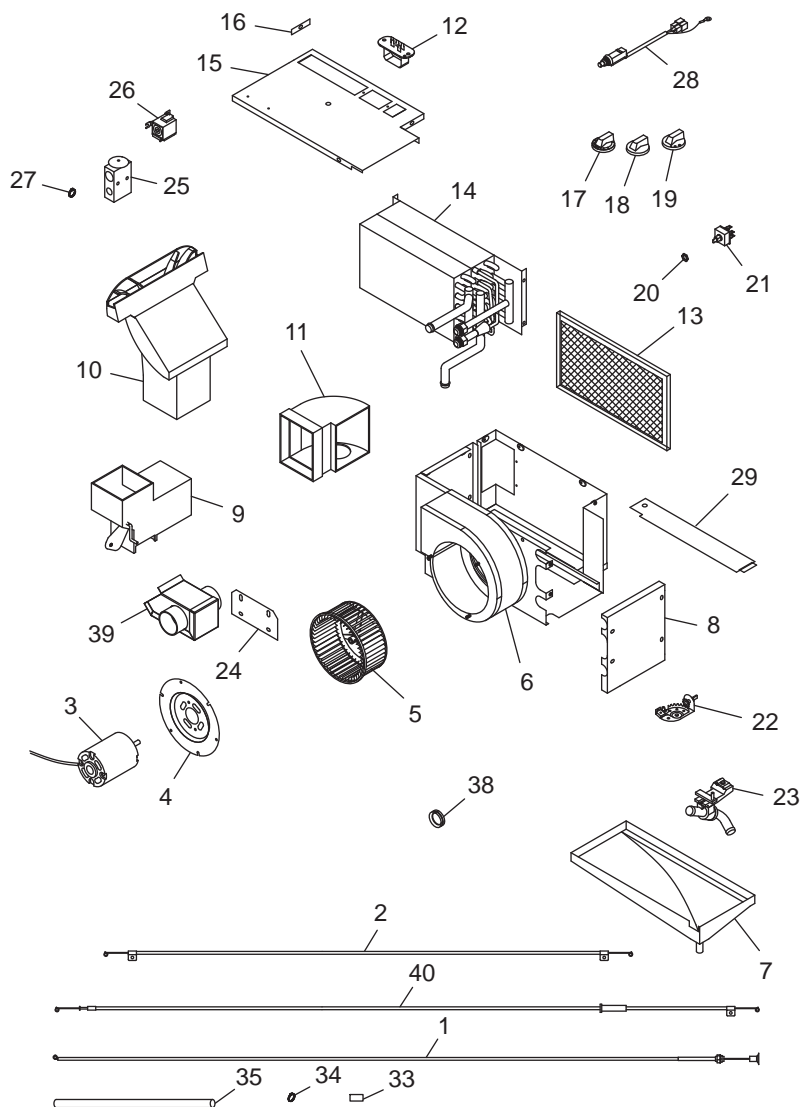
DATE: Released 10-2018

MODEL: FD

PAGE: 6.13

GROUP

6



REF	PART NO.	DESCRIPTION	REF	PART NO.	DESCRIPTION
1	30074	51" Push/ Pull Cable	21	19965	Switch, 3 SPD, 4 PSN
2	27301	32" DBL Loop CBL	22	27032	CBL Rotary Control, CBL ST
3	19967	MTR, 12 V, PM, REV	23	30629	Valve, Heat, Barrel Type
4		Modified LRG Motor MNT	24		BKT, Mount
5	19969	WHL, GALV, 5.75 X 2.42, CW, Fergus	25	20058	VLVE, BLK, TXV, 134A W/MTG
6		ASY, Body Wrap	26	19975	T-STAT, Preset FREEZEPRTR
7	19974	ASY, Drain Pan	27		O-Ring, #6, R134A, HNBR
8		End Panel	28	19972	Switch, PSH BTN, A/C
9	19903	ASY, Elbow W/Door & EXH	29		Bottom Air Block
10	19963	Duct, Exhaust Diffuser	30*		REFRGT Label
11	19964	Small Duct 90°	31*		Louvre 2" Ball BLK
12	21831	Resistor, 4 Speed	32*		Adapter 2"HS For 3404
13	19970	Filter, 7 X 12 X 0.375, EXP AL	33		Kazoo Tube
14	19968	Coil, HT/EVAP, 10.25 X 6 X 4.38	34		Hose Clamp, 0.5"
15		ASY, Cover	35		Drain Hose, 12"
16		BKT, Filter Retainer	36*		Cork Tape, 30"
17	28055	Knob, Red Blue, TEMP CTL	37*		Tinnerman Clip
18	28056	Knob, Cab-BI Level-DEF	38		Grommet 1"
19	28057	Knob, Plastic, SPD CTL	39	19903	Defrost Plenum
20		Panel Nut	40	30633	Cable, ADJ, 47", SG. Loop

*ITEMS 30,31, 32, 36 & 37 ARE NOT SHOWN IN THE ILLUSTRATION

WHEN ORDERING PARTS, SPECIFY MODEL NUMBER, SERIAL NUMBER AND DESCRIPTION OF PARTS REQUIRED



HVAC, HEATER/DEFROST, AC STANDARD CAB

DATE: Released 10-2018

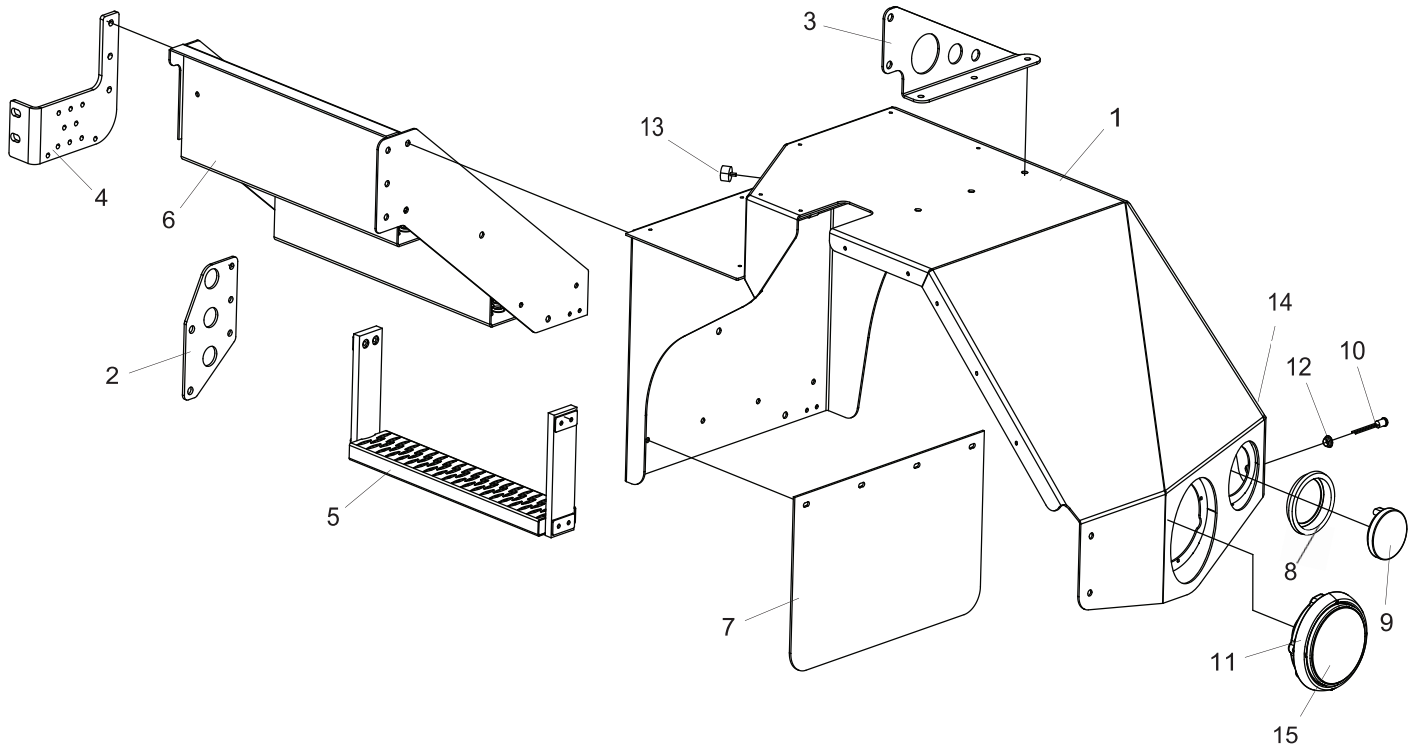
MODEL: FD

PAGE: 6.14

GROUP

6

FENDERS



REF PART NO. DESCRIPTION

36299 KIT, FRONT FENDER, RDSD

1	36296	WDMT, FRONT FENDER RDSD
2	36262	BRKT,FRT FNDR SUPT, RDSD CTR
3	36261	BRACKET, FENDER SUPT-UPR
4	36583	BRACKET, FNDR SUPT, REAR, RDSD
5	36703	KIT, FLEXABLE STEP 24"
6	36298	WDMT, FRONT FENDER STEPS
7	18131	MUDFLAP, LOGO,TEREX
8	40663	4" RUBBER GROMMET

REF PART NO. DESCRIPTION

9	36576	LIGHT,FRONT/PARK/TURN,SUPER44, LED, YELLOW ROUND, 6 DIODE, 12V
10	36574	LIGHT,MARKER CLEARANCE/TURN YELLOW,LED,ROUND
11	36573	HEADLIGHT HOUSING ASSY, NO BULB
12	35632	GROMMET,AUX B/U LAMP
13	13888	BUMPER, DOOR, RUBBER
14	36577	REFLECTOR, SIGNAL-STAT, 2" ROUND, YELLOW, 1 SCREW/NAIL/RIVET
15	36774	HEADLIGHT, 7" ROUND, HALOGEN

WHEN ORDERING PARTS, SPECIFY MODEL NUMBER, SERIAL NUMBER AND DESCRIPTION OF PARTS REQUIRED



FRONT FENDER, RDSD

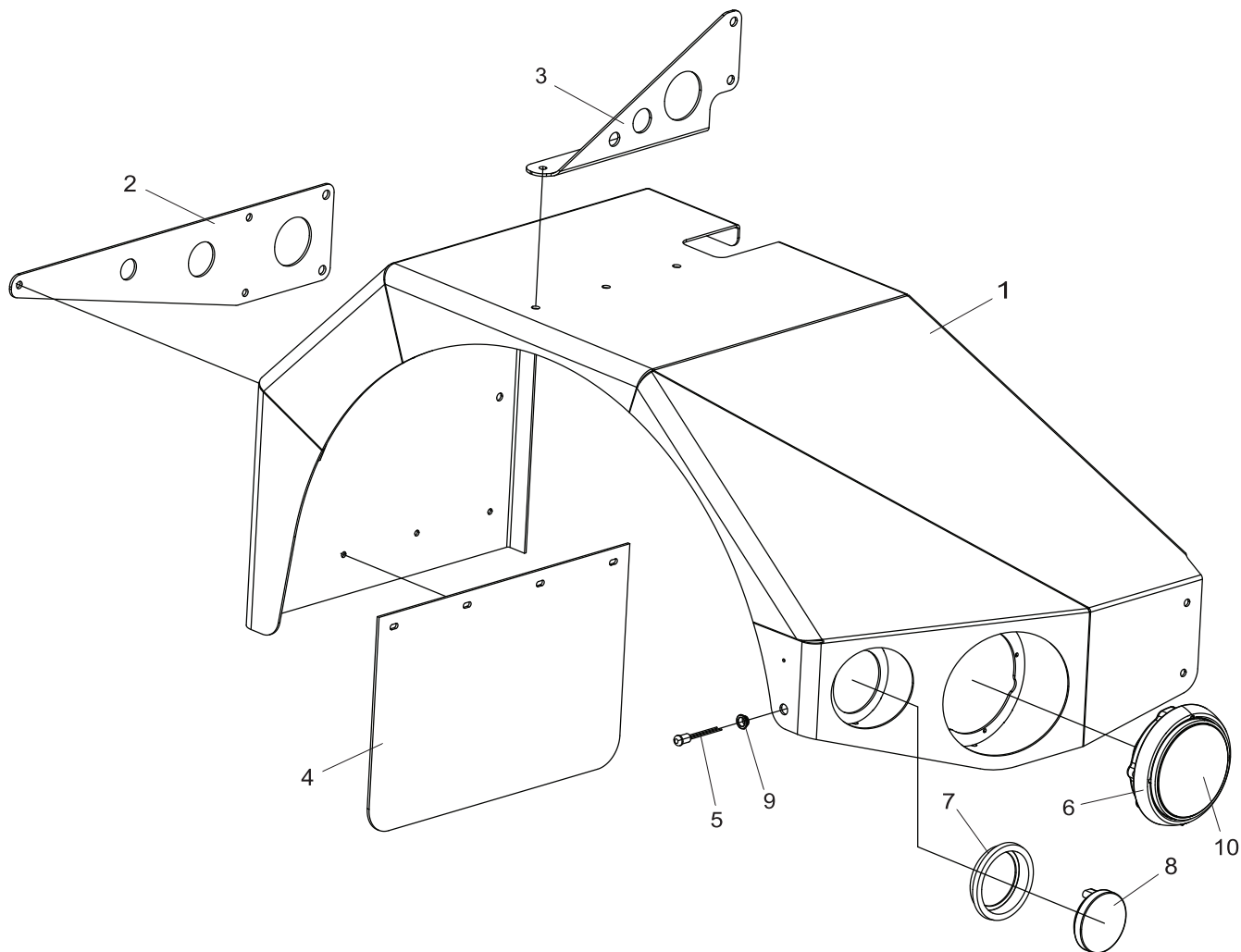
DATE: Released 10-2018

MODEL: FD

PAGE: 7.1

GROUP

7



REF PART NO. DESCRIPTION

36300 KIT, FRONT FENDER, CBSD

1	36297	WDMT, FRONT FENDER, CBSD
2	36263	BRACKET, FENDER SUPT-CBSD
3	36261	BRACKET, FENDER SUPT-UPR
4	18131	MUDFLAP, LOGO,TEREX
5	36574	LIGHT,MARKER CLEARANCE/TURN YELLOW,LED,ROUND

REF PART NO. DESCRIPTION

6	36573	HEADLIGHT HOUSING ASSY, NO BULB
7	40663	4" RUBBER GROMMET
8	36576	LIGHT, FRONT/PARK/TURN,SUPER44, LED, YELLOW ROUND, 6 DIODE, 12V
9	35632	GROMMET,AUX B/U LAMP
10	36774	HEADLIGHT, 7" ROUND, HALOGEN
11*	36577	REFLECTOR, SIGNAL-STAT, 2" ROUND, YELLOW, 1 SCREW/NAIL/RIVET

WHEN ORDERING PARTS, SPECIFY MODEL NUMBER, SERIAL NUMBER AND DESCRIPTION OF PARTS REQUIRED

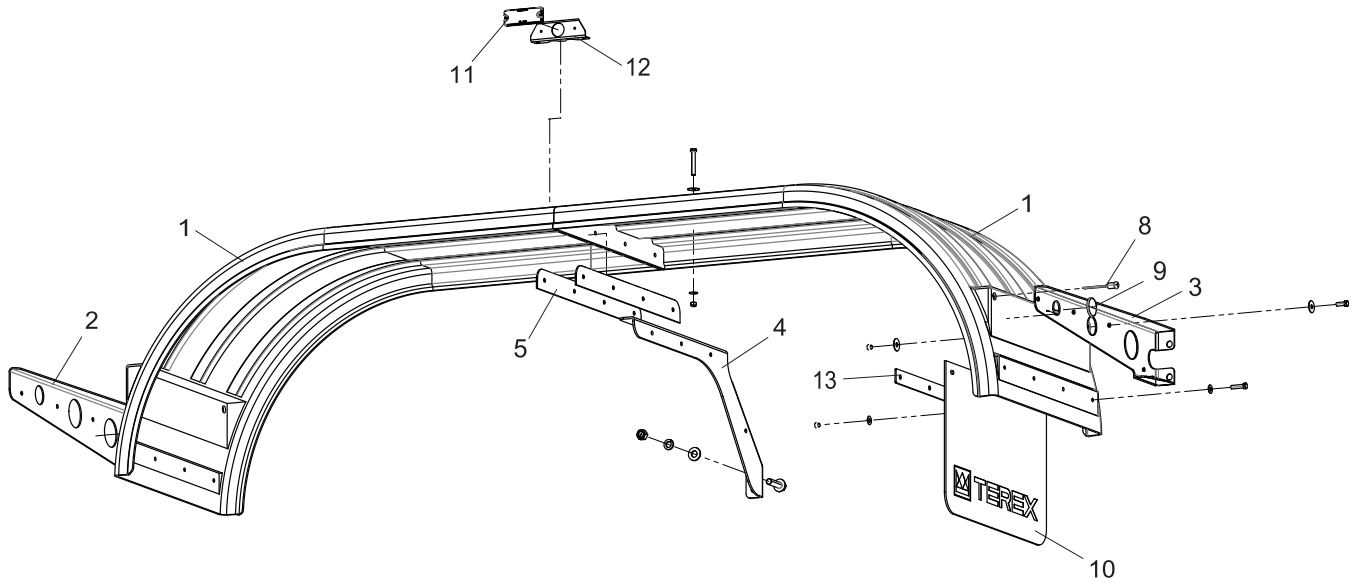


FRONT FENDER, CBSD

DATE: Released 10-2018
MODEL: FD
PAGE: 7.2

GROUP

7



REF PART NO. DESCRIPTION

*	36986	KIT,REAR MOLDED FNDRS, CHARGER, 3AXLE
1	36803	FENDER, REAR, MOLDED
2	36975	BRACKET, RR FNDR, FR RDSD
3	36976	BRACKET, RR FNDR,FR CBSD
4	36397	BRACKET, RR FNDR MTG, CTR
5	36875	PLATE, FENDER REINFORCEMENT
6	36969	BRACKET,RR FNDR,REAR CBSD

REF PART NO. DESCRIPTION

7	36968	BRACKET, RR FNDR,REAR RDSD
8	36575	LIGHT, MARKER CLEARANCE/TURN RED,LED,ROUND
9	42933	REFLECTOR, 2" ROUND,RED
10	18131	MUDFLAP, LOGO,TEREX
11	31430	LIGHT,MARKER,AMBER,LED W/GASKET
12	36399	BRACKET, LIGHT MTG
13	37020	BACK PLATE, MUDFLAP

ITEMS 6 & 7 NOT SHOWN IN ILLUSTRATION

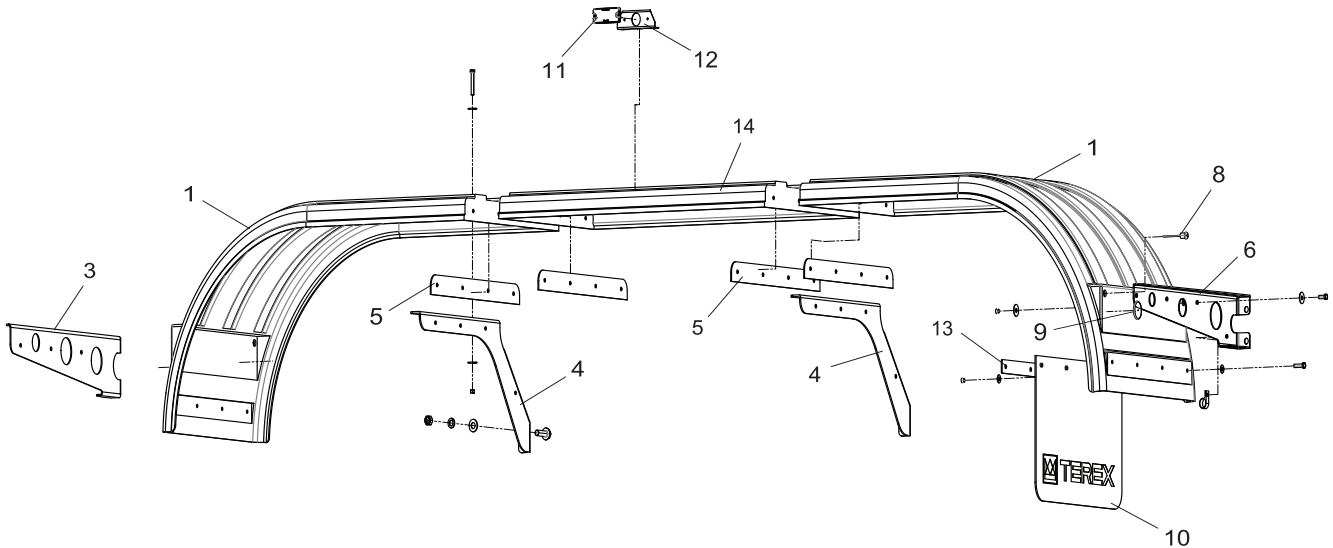
WHEN ORDERING PARTS, SPECIFY MODEL NUMBER, SERIAL NUMBER AND DESCRIPTION OF PARTS REQUIRED



3AX TANDEM FENDERS

DATE: Released 10-2018
MODEL: FD
PAGE: 7.3

GROUP
7



REF PART NO. DESCRIPTION

*	36987	KIT,REAR MOLDED FNDRS, CHARGER, 4AXLE
1	36803	FENDER, REAR, MOLDED
2	36975	BRACKET, RR FNDR, FR RDSD
3	36976	BRACKET, RR FNDR,FR CBSD
4	36397	BRACKET, RR FNDR MTG, CTR
5	36875	PLATE, FENDER REINFORCEMENT
6	36969	BRACKET,RR FNDR,REAR CBSD
7	36968	BRACKET, RR FNDR,REAR RDSD
8	36575	LIGHT, MARKER CLEARANCE/TURN RED,LED,ROUND

REF PART NO. DESCRIPTION

9	42933	REFLECTOR, 2" ROUND,RED
10	18131	MUDFLAP, LOGO,TEREX
11	31430	LIGHT,MARKER,AMBER,LED W/GASKET
12	36399	BRACKET, LIGHT MTG
13	37020	BACK PLATE, MUDFLAP
14	36943	EXTENSION, FENDER, MOLDED
15	36603	JUMPER,FENDER ROUND,YELLOW MKR/TURN,PENNY LAMP

ITEMS 2, 7 & 15 NOT SHOWN IN ILLUSTRATION

WHEN ORDERING PARTS, SPECIFY MODEL NUMBER, SERIAL NUMBER AND DESCRIPTION OF PARTS REQUIRED



4AX TANDEM FENDERS

DATE: Released 10-2018

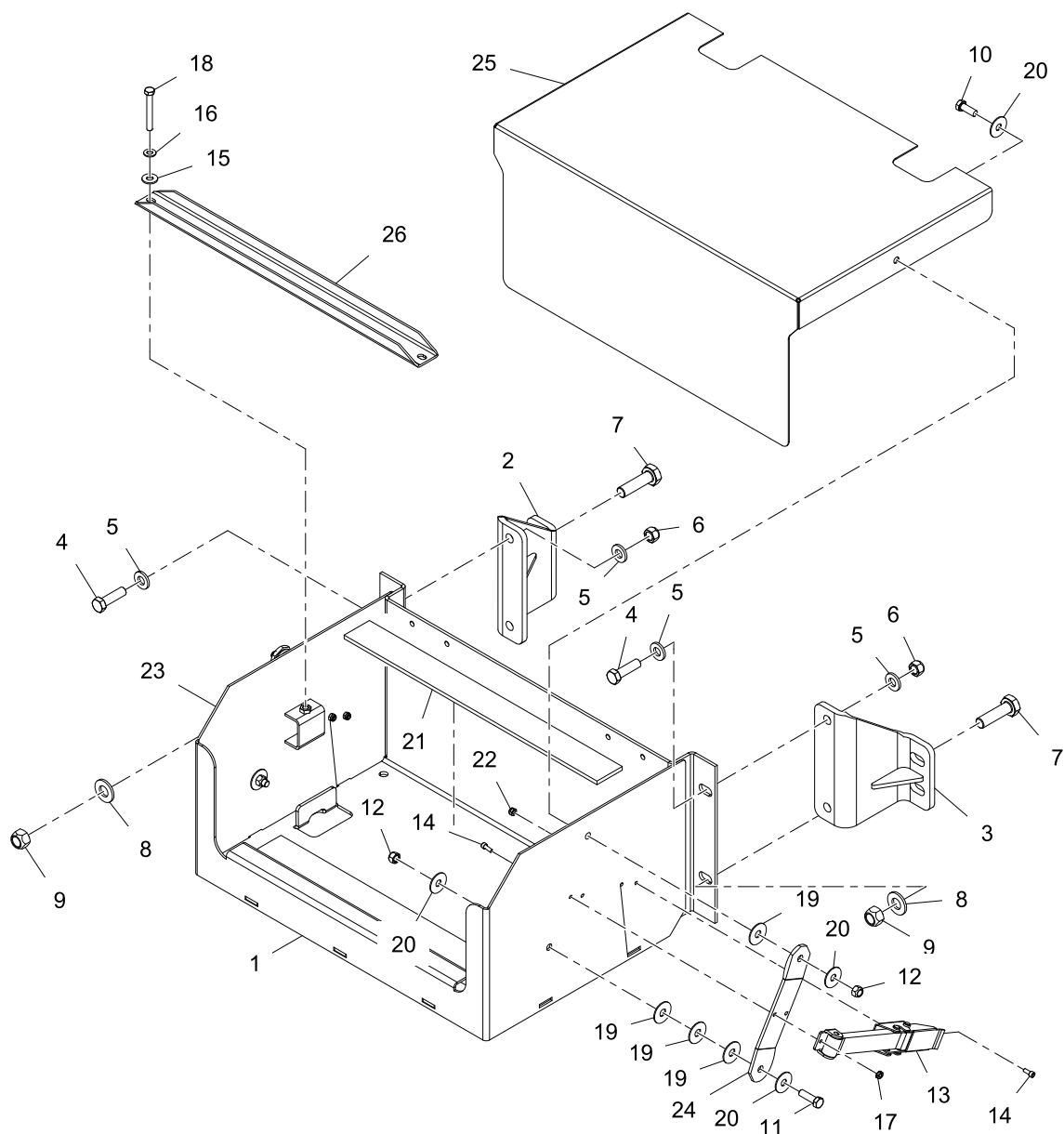
MODEL: FD

PAGE: 7.4

GROUP

7

OPTION ITEMS



REF PART NO. DESCRIPTION

1	32528	ASSY, Battery Box
**	36953	ASSY, Battery Box, 2-Battery (FDC400)
2	31415	WDMT, BRKT, Battery Box EXT, Tall, CBSD
	31424	WDMT, BRKT, Battery Box EXT, Short, RDSD
3	31416	WDMT, BRKT, Battery Box EXT, Short, CBSD
	31423	WDMT, BRKT, Battery Box EXT, Tall, RDSD
4	19114	Bolt, HHCS, 1/2-13 X 1-3/4, GR8
5	19093	Washer, Flat, 1/2 A325
6	19354	Nut, Auto Style, 1/2-13, GRC (Lock)
7	19157	Bolt, HHCS, 5/8-11 X 2-1/4, GR8
8	19086	Washer, Flat, 5/8 A325
9	19351	Nut, Auto-Style, 5/8-11, GRC

REF PART NO. DESCRIPTION

10	19105	Bolt, HHCS, 3/8-16 X 1", GR82
11	19141	Bolt, HHCS, 3/8-16 X 1-1/4".....2
12	19353	Nut, Auto Style, 3/8-16.....4
13	13094	Latch, FLEX Draw.....2
14	19038	Screw, SHCS, 10-32 X 1/2"8
15	19048	Washer, Flat, 5/16".....2
16	19049	Washer, Split Lock, 5/162
17	19140	Nut, KEPS Star Lock, 10-324
18	19183	Bolt, HHCS, 5/16-1/2-1/2"2
19	19308	Washer, Flat, 3/8" PVC7
20	19315	Washer, Fender, 3/8 X 1-1/4".....9
21	26978	Belting, 1/4 X 2 X 20"2
22	32009	Nut, NYLOCK, 10-324
23	32523	WDMT, Battery Box.....1
24	32525	Plate, Battery Box, Pivot2
25	32526	Plate, Battery Box Lid1
26	32534	Bar, Battery Hold-Down1

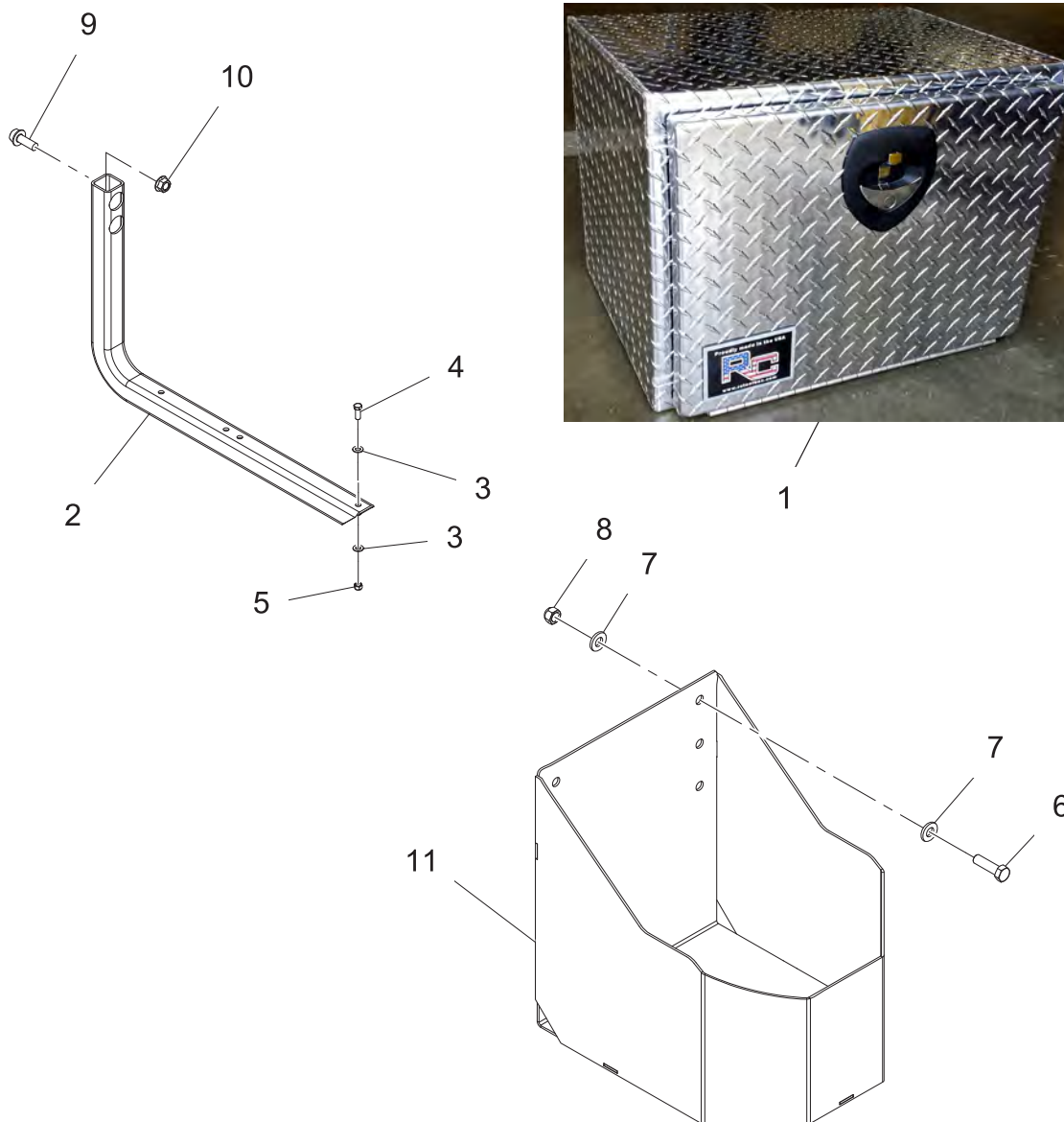
WHEN ORDERING PARTS, SPECIFY MODEL NUMBER, SERIAL NUMBER AND DESCRIPTION OF PARTS REQUIRED



BATTERY BOX

DATE: Released 10-2018
MODEL: FD
PAGE: 8.1

GROUP
8



REF PART NO. DESCRIPTION

1	18073	Box, Tool, 18" X 18" X 24", AL
2	31392	BRKT, Chute Carrier, 2008
3	19045	Washer, Flat, 3/8", GR8 YZ
4	19105	Bolt, HHCS, 3/8" X 1", PF,GR8
5	19353	Nut, Auto Style, 3/8-16, GRC
6	19114	Bolt, HHCS, 1/2-13 X 1-3/4, GR8

REF PART NO. DESCRIPTION

7	19093	Washer, Flat, 1/2 A325
8	19354	Nut, Auto Style, 1/2-13, GRC
9	14465	Bolt, Flange, 5/8-18 X 1-3/4", PO, GR8
10	14461	Nut, Lock, Flange, 5/8-18, GR8
11	33685	WDMT, Bucket Holder

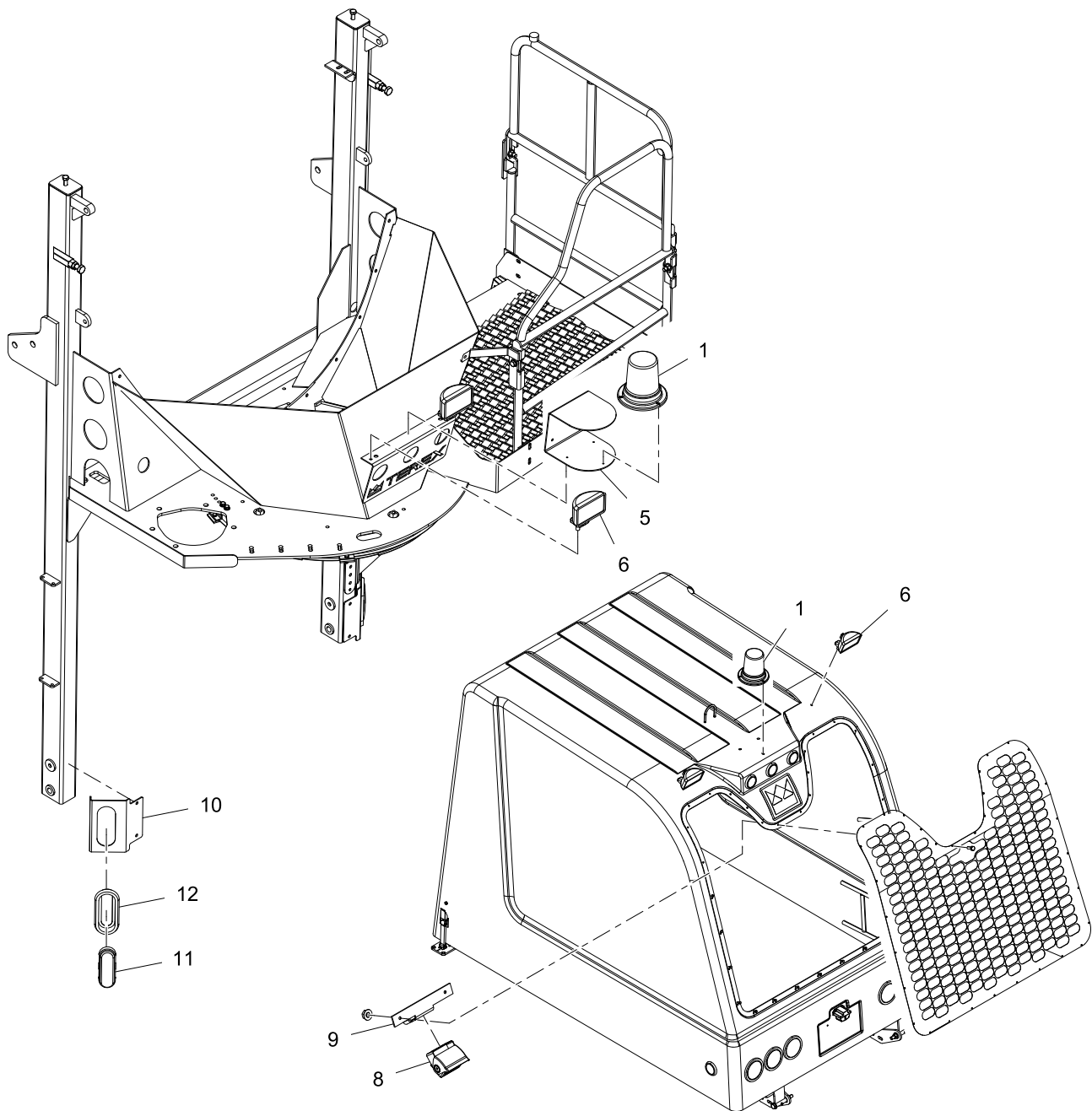
WHEN ORDERING PARTS, SPECIFY MODEL NUMBER, SERIAL NUMBER AND DESCRIPTION OF PARTS REQUIRED



TOOL BOX & BUCKET HOLDER

DATE: Released 10-2018
MODEL: FD
PAGE: 8.2

GROUP
8



REF PART NO. DESCRIPTION

32516 ASSY, Class 1 Strobe Light INSTL

1	32390	Light, Strobe, LED, Class 1
2*	28880	Harness, Strobe, Front
3*	28664	Harness, Strobe, Rear / Hood
4*	28043	Switch, Strobe Light
5	35251	Bracket, Strobe Light MTG, Front
**	30121	Bracket, Guard, Strobe Light

Work Lights

6	23212	Light, Flood, Top Mount
7*	28664	Harness, Hood Strobe / Work Light

REF PART NO. DESCRIPTION

Rear View Camera Systems

8	30271	7" Color SYS W/Cable (Current Issue)
	30729	Camera, Color, W/ ACC. (Aftermarket)
9	30150	BRKT, Camera Mounting
10	33876	Bracket, Turn/Strobe, Auxiliary
11	23596	Light, LED, Park/Turn, Amber, Oval
12	13773	Grommet, Light Mount, Truck Light
**	34024	Kit, Front Aux. Flashers

13*	23601	Plug, Fit 'N' Forget Pigtail For Light
14*	31551	Flasher, 6 AMP, Solid State

* ITEMS 2, 3, 4, 7, 13 & 14 ARE NOT SHOWN IN THE ILLUSTRATION

WHEN ORDERING PARTS, SPECIFY MODEL NUMBER, SERIAL NUMBER AND DESCRIPTION OF PARTS REQUIRED

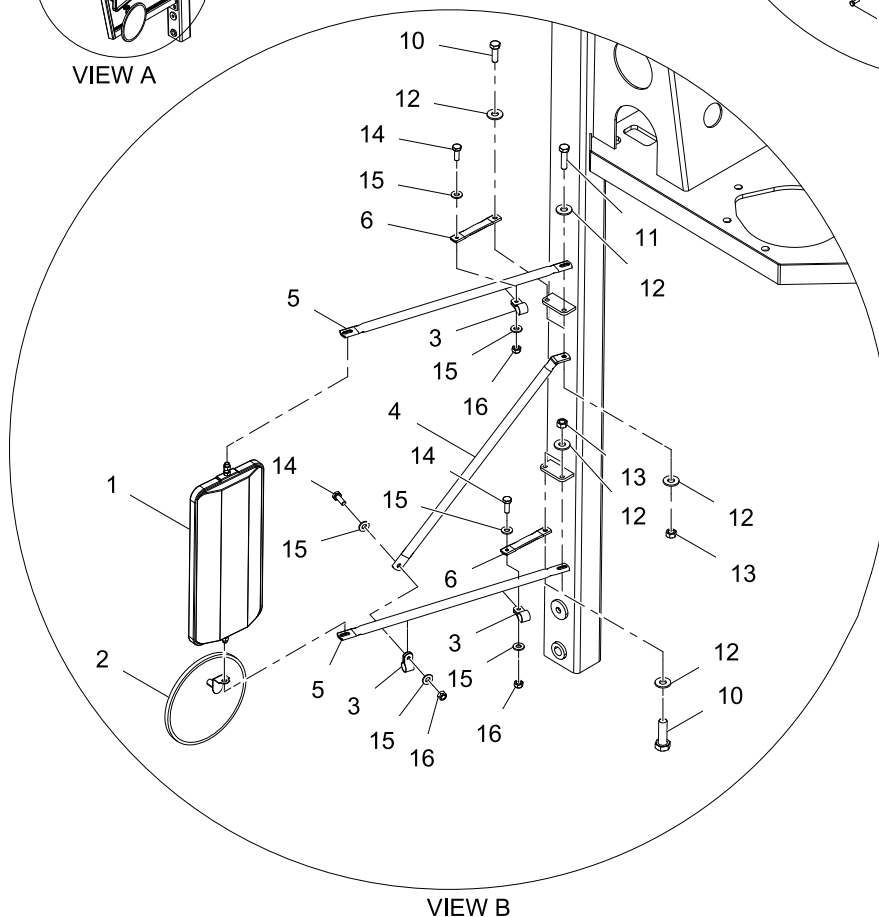
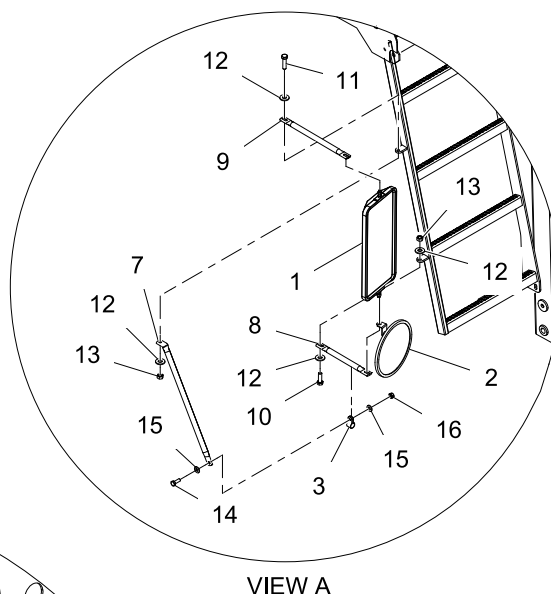
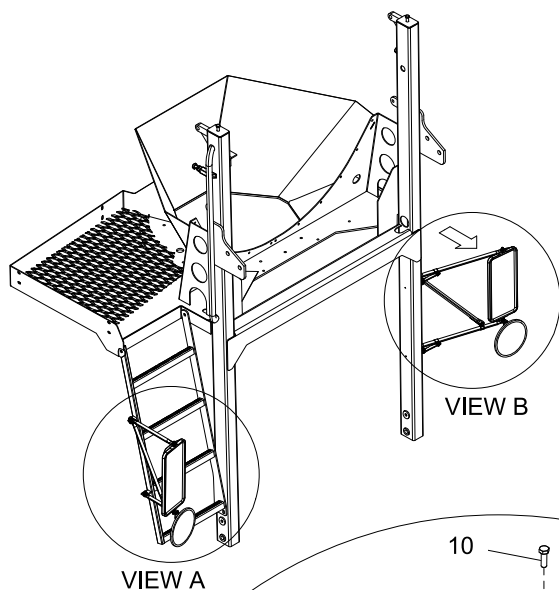


CAMERA / LIGHTING OPTIONS

DATE: Released 10-2018
MODEL: FD
PAGE: 8.3

GROUP

8



REF	PART NO.	DESCRIPTION	QTY	REF	PART NO.	DESCRIPTION	QTY
1	11522	Mirror, Heated, 7 X 16.....	2	8	11333	Bracket, Mirror, Lower, LH, 9.50"	1
	12363	Mirror, Stainless STL, 7 X 16	2	9	11336	Bracket, Mirror, Arm EXT 12.50"	1
2	36584	Mirror, Convex, 8.0", SS, Offset.....	2	10	15055	Bolt, HHCS, 5/16-18 X 1", GR8	4
3	17709	Clamp, Mirror Bracket.....	4	11	15057	Bolt, HHCS, 5/16-18 X 1 1/4", GR8	2
4	11330	Brace, MIR Bracket, DIAG RH, 23.25".....	1	12	19048	Washer, Flat, 5/16 GR2 Z/P	12
5	11332	Bracket, Mirror, Top, RH	2	13	19014	Nut, HEX, 5/16-18, GR2	6
6	11337	Bracket, Mirror, Short CBSD, 5.13".....	2	14	19126	Bolt, HHCS, 1/4-20 X 3/4, GR8.....	4
7	11331	Brace, MIR Bracket, DIAG, LH, 19.25".....	1	15	19053	Washer, Flat, 1/4 GR2 Z/P	8
				16	19352	Nut, Auto Style, 1/4-20, GR2	4

WHEN ORDERING PARTS, SPECIFY MODEL NUMBER, SERIAL NUMBER AND DESCRIPTION OF PARTS REQUIRED



MIRRORS


DATE: Released 10-2018

MODEL: FD

PAGE: 8.4

GROUP

8



REF	PART NO.	SUPPLIER NO.	DESCRIPTION	REF	PART NO.	SUPPLIER NO.	DESCRIPTION
	35564		Complete Safety Vision Backup Camera System				
1	30732	SV-LCD70BA	7" Monitor	5*	35474	SV-625B-KIT	Kit, Camera (Includes Items 6, 7 & 8)
2		SV-LCD-RM1.0-4	Monitor Mount	6		SV-LCDBBBRKY	Camera
3		SV-LCDBA3.7M	In-Cab Cable	7		SV-62CV	Camera Shroud
4*	30731	SVS-20MMF	In-Chassis Cable (65 FT)	8		SV-625BKT	Mounting Bracket

* ITEMS 4 & 5 ARE NOT SHOWN IN THE ILLUSTRATION

WHEN ORDERING PARTS, SPECIFY MODEL NUMBER, SERIAL NUMBER AND DESCRIPTION OF PARTS REQUIRED



CAMERA SYSTEM SAFETY VISION

DATE: Released 10-2018
MODEL: FD
PAGE: 8.5

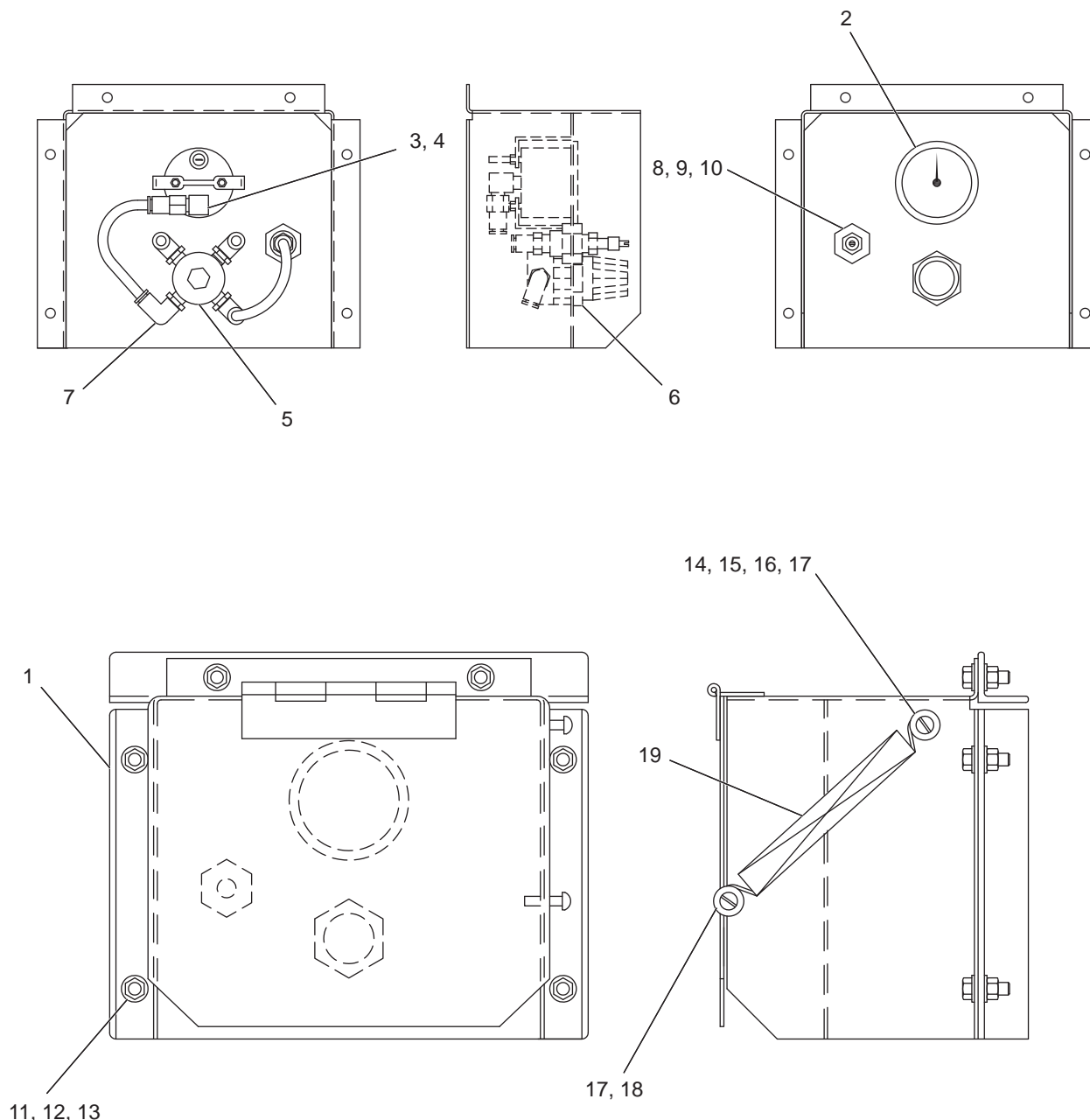
GROUP
8



REF	PART NO.	SUPPLIER NO.	DESCRIPTION	REF	PART NO.	SUPPLIER NO.	DESCRIPTION
	33712		Complete Brigade Backup Camera System	5	34196	VBV-791C	Camera Kit (Camera, Mount & Shroud)
1	34197	VBV-770M	Monitor Kit	6*	34214	VBV-L412	In-Chassis Cable (65 FT)
2		VBV-770M-SS	Monitor Screen Sun Shield		34215	A1386	In-Chassis Cable (33 FT)
3		VBV-7XOMA-CA	Monitor Adapter Cable	7		VBV-L405	In-Cab Cable
4		SV-LCD-RM1.0-4	Monitor Mount				

* ITEM 6 IS NOT SHOWN IN THE ILLUSTRATION

WHEN ORDERING PARTS, SPECIFY MODEL NUMBER, SERIAL NUMBER AND DESCRIPTION OF PARTS REQUIRED



REF	PART NO.	DESCRIPTION	QTY	REF	PART NO.	DESCRIPTION	QTY
**	43167	Kit, External Lift Axle Air Control Box	9	17656	FTG, Bulkhead, 1/4NTP X 1/4NTP.....	1	
			10	29292	FTG, PTC, 1/4NTP X 1/4" Tube.....	1	
1	32047	WDMT, Cover, EXT Lift CNTL PNL, 1VLV.....	1	11	19126	Bolt, HHCS, 1/4-20 X 3/4, GR8.....	6
2	11490	Gauge, Air Pressure.....	1	12	19352	Nut, Auto Style, 1/4-20, GR2.....	6
3	28734	FTG, 1/8NTP Female X 1/4" Tube, PTC.....	1	13	19053	Washer, Flat, 1/4 GR2 ZP.....	12
4	13041	FTG, ST EL, 1/8FTP X 1/8NTP.....	1	14	32009	Nut, NYLOCK, 10-32, ZP.....	1
5	13578	Regulator, Air, 0-125 PSI.....	1	15	32010	SHCS, 10-32 X 5/8", ZP.....	1
6	13572	Nut, Air Regulator.....	1	16	19138	Nut, KEPS, 10-32, GR2, BLK.....	1
7	28090	FTG, EL, Push To CONN, 1/8NPT X 1/4".....	4	17	19055	Washer, Flat, #10, ZP.....	4
8	34070	Valve, SCHRADER, X 1/4" NTP.....	1	18	19226	Screw, PPHM, 10-32 X 3/4", ZP.....	1
				19	13954	Spring, Throttle Return.....	1

WHEN ORDERING PARTS, SPECIFY MODEL NUMBER, SERIAL NUMBER AND DESCRIPTION OF PARTS REQUIRED

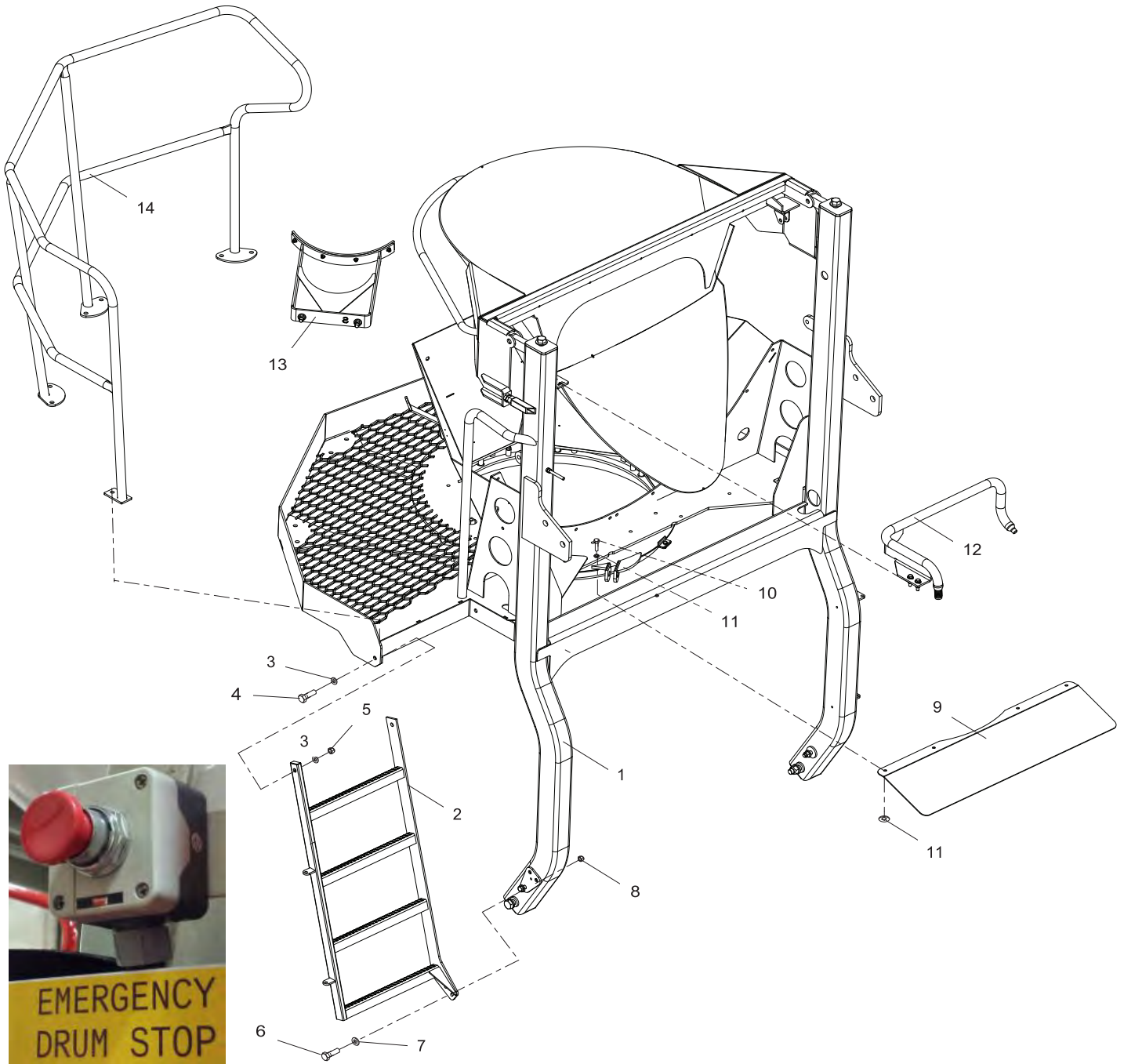


PUSHER AIR CONTROL BOX

DATE: Released 10-2018
MODEL: FD
PAGE: 8.7

GROUP
8

UPRIGHTS



REF	PART NO.	DESCRIPTION	QTY	REF	PART NO.	DESCRIPTION	QTY
1	36571	WDMT, Upright, Formed, Full Wrap ...	1	10	19127	BOLT, HHCS, 1/4"-20 X 1",GR8	4
2	36816	WDMT, Upright Ladder.....	1	11	19053	Washer, Flat, 1/4 GR2 Z/P	8
3	19272	WASHER, FLAT, 3/8",SAE,HHS,PF ...	4	12	33541	ASSY, Barrel Water Injection Tube	1
4	19109	Bolt,HHCS,3/8"-16 X 1-1/2",PF,GR8 ..	2	**	35905	WDMT,Dual Water Injection Tube.....	1
5	19353	Nut, Lock, Top, 3/8"-16, ZP, GRC.....	2	13	34507	ASSY, HYD Chute Rest, Bolt-On, STD	1
6	19105	Bolt, HHCS, 3/8-16 X 1, GR8	2	**	34527	ASSY, HYD Chute Rest, Bolt-On, PAVER	1
7	19272	Washer, Flat, 3/8", GR8.....	2	14	36449	WDMT, RAILING, FULL WRAP, CATWALK.....	1
8	19353	Nut, Lock, Top, 3/8"-16, ZP, GRC.....	2	15*	36642	Switch,Momentary,E-Drum Stop.....	1
9	33385	Guard, Upright Cab Shield, 2013.....	1				

WHEN ORDERING PARTS, SPECIFY MODEL NUMBER, SERIAL NUMBER AND DESCRIPTION OF PARTS REQUIRED



CHARGER UPRIGHT ASSEMBLY

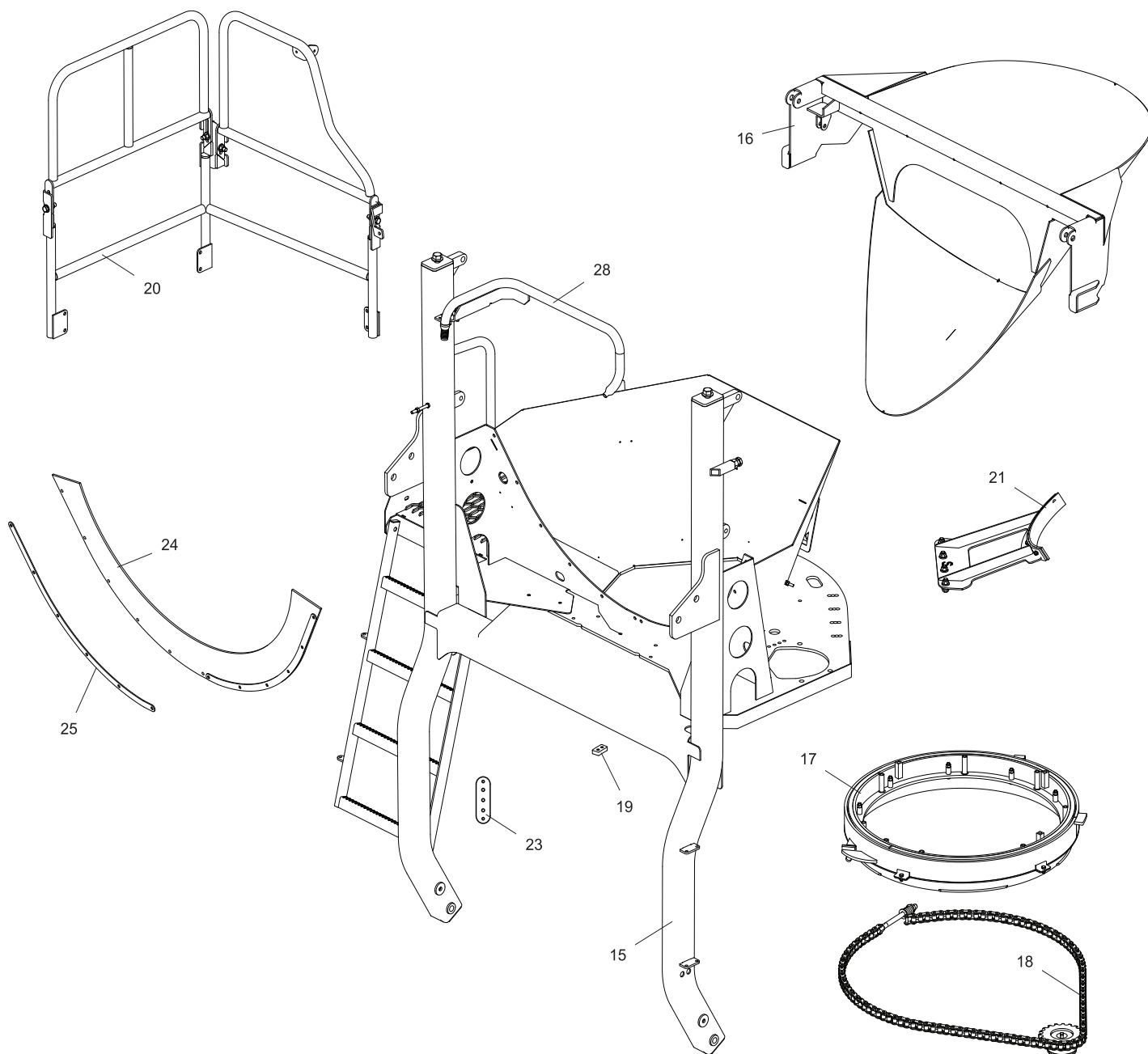
DATE: Released 10-2018

MODEL: FD

PAGE: 9.1

GROUP

9



REF	PART NO.	DESCRIPTION	QTY	REF	PART NO.	DESCRIPTION	QTY
15	36570	WDMT,Upright,Formed,STD Catwalk. 1	22*				
16	35731	WDMT, Charge Hopper, STD	1	23	34607	Plate, Grease Zerk MTG	1
**	35732	WDMT,Charge Hopper,Part AR Liner. 1	24	30279	Wiper, 46" Drum Wiper	1	
**	35733	WDMT,Charge Hopper,Full AR Liner.. 1	25	30237	Strap, Yoke, 46" Retainer.....	2	
**	35734	WDMT,Charge Hopper,Poly Liner 1	26*	29374	Boot, Main Chute, One Piece	1	
17	32253	ASSY, Main Chute Race, 2010	1	27*	12649	Clamp, Chute Boot	1
18	33636	ASSY, Chute Swing,19T Sprocket 1	28	33541	ASSY, Barrel Water Injection Tube	1	
19	32280	Plate, Rotation Stop Block	2	**	35905	WDMT,Dual Water Injection Tube	1
20	33586	ASSY, Catwalk Railing,Fold-Down, 1	29*	28820	Brace, Charge Hopper, Non-Lift.....	1	
21	34251	WDMT,Hyd Chute Rest,Bolt-On,STD. 1	30*	35536	CYL,Air,Flip Hopper,3" Bore.....	1	
**	34253	WDMT,Hyd Chut Rest,Bolt-On,Paver. 1	31*	33479	WDMT,Upright Support,0"Ext,RDSD ..	1	
			32*	33438	WDMT,Upright Support,0"Ext,CBSD...	1	

* ITEMS 22, 26 & 27, 29 - 32 ARE NOT SHOWN IN THE ILLUSTRATION

WHEN ORDERING PARTS, SPECIFY MODEL NUMBER, SERIAL NUMBER AND DESCRIPTION OF PARTS REQUIRED



CHARGER UPRIGHT ASSEMBLY

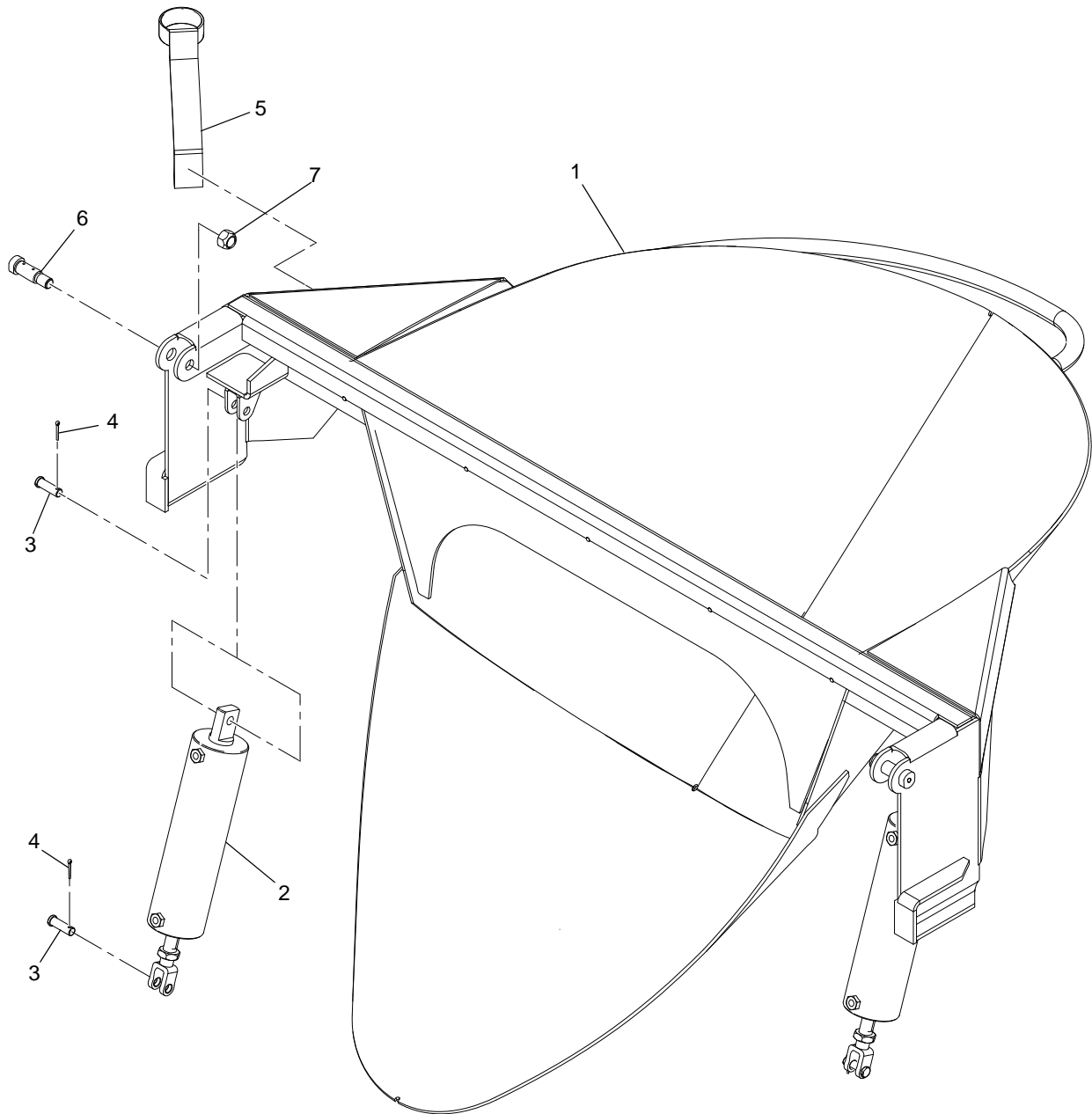
DATE: Released 10-2018

MODEL: FD

PAGE: 9.2

GROUP

9



REF	PART NO.	DESCRIPTION	QTY	REF	PART NO.	DESCRIPTION	QTY
1	35731	WDMT, Charge Hopper, STD	1	6	36509	Bolt,Shoulder 3/4 X 1-1/2", Greasable, 1/8" NPT.....	2
**	35732	WDMT,Charge Hopper,Part AR Liner. 1		7	19351	Nut, Lock Top 5/8"-11, ZP GRC	2
**	35733	WDMT,Charge Hopper,Full AR Liner.. 1		8*	13079	FTG, Branch T, Male, 1/4" NPT X 1/8" FPT	2
**	35734	WDMT,Charge Hopper,Poly Liner	1	9*	11792	FTG, AB, 90° M EL, 1/4" TOD X 1/4" NPT	4
2	36786	Cylinder, Air Flip Hopper, 3" Bore W/ PO Check.....	2	10*	15347	Tubing, Air, 1/4 IN OD, SYNFLEX	14FT
3	19205	Pin, Clevis, 1/2" X 1-1/2".....	4	11*	18997	Loom, PLS-1/2	7FT
4	19060	Pin, Cotter, 1/8" X 1", GR2.....	4				
5	36250	BRACKET, WASH DOWN HOSE.....	1				

* ITEMS 8 TO 11 ARE NOT SHOWN IN THE ILLUSTRATION

WHEN ORDERING PARTS, SPECIFY MODEL NUMBER, SERIAL NUMBER AND DESCRIPTION OF PARTS REQUIRED



CHARGE HOPPER DETAIL

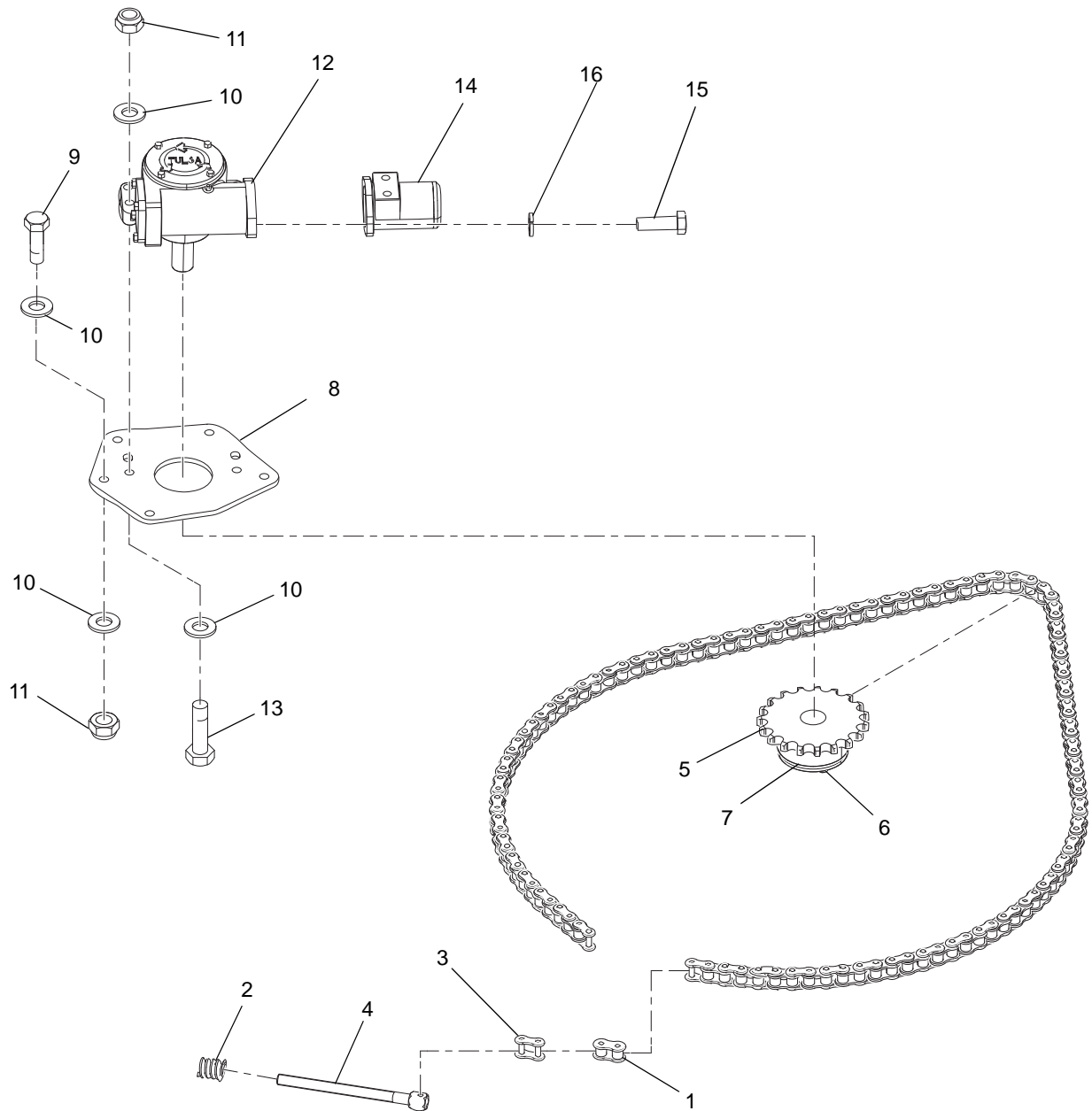
DATE: Released 10-2018

MODEL: FD

PAGE: 9.3

GROUP

9



REF	PART NO.	DESCRIPTION	QTY	REF	PART NO.	DESCRIPTION	QTY
	33636	Chute Swing Assembly					
1	14478	Chain, Chute Swing, #80.....	10FT	10	19086	Washer, Flat, 5/8 A325.....	18
2	11709	Spring, Chain Drive	1	11	19351	Nut, Auto Style, 5/8-11, GRC	9
3	14481	Link, Chain, Connector, #80	2	12	12651	Gearbox, Chute Swing, HFG430, TULSA.....	1
4	22946	Tensioner, Chain, Adjustable Bolt.....	1	13	19121	Bolt, HHCS, 5/8-11 X 2-1/2, GR8.....	4
5	14480	Sprocket, Chute Swing #H80Q19.....	1	14	33405	Motor, HYD Chute Swing, Eaton, 5.9 CI	1
6	30088	Key, Bushing, CHT Swing, 3/8" X 2-1/4".....	1	15	19113	Bolt, HHCS, 1/2-13 X 1-1/2, GR8	2
7	16874	Bushing, Browning Split Tap	1	16	19030	Washer, Split Lock, 1/2 Z/P	2
8	33380	Plate, Chute Swing Gearbox MNT	1	17*	12203	FTG, ST THRD O-Ring, 90° EL, JIC 8-10	2
9	19156	Bolt, HHCS, 5/8-11 X 1-3/4, PF, GR8	5				

* ITEM 17 IS NOT SHOWN IN THE ILLUSTRATION

WHEN ORDERING PARTS, SPECIFY MODEL NUMBER, SERIAL NUMBER AND DESCRIPTION OF PARTS REQUIRED



CHUTE SWING DETAIL

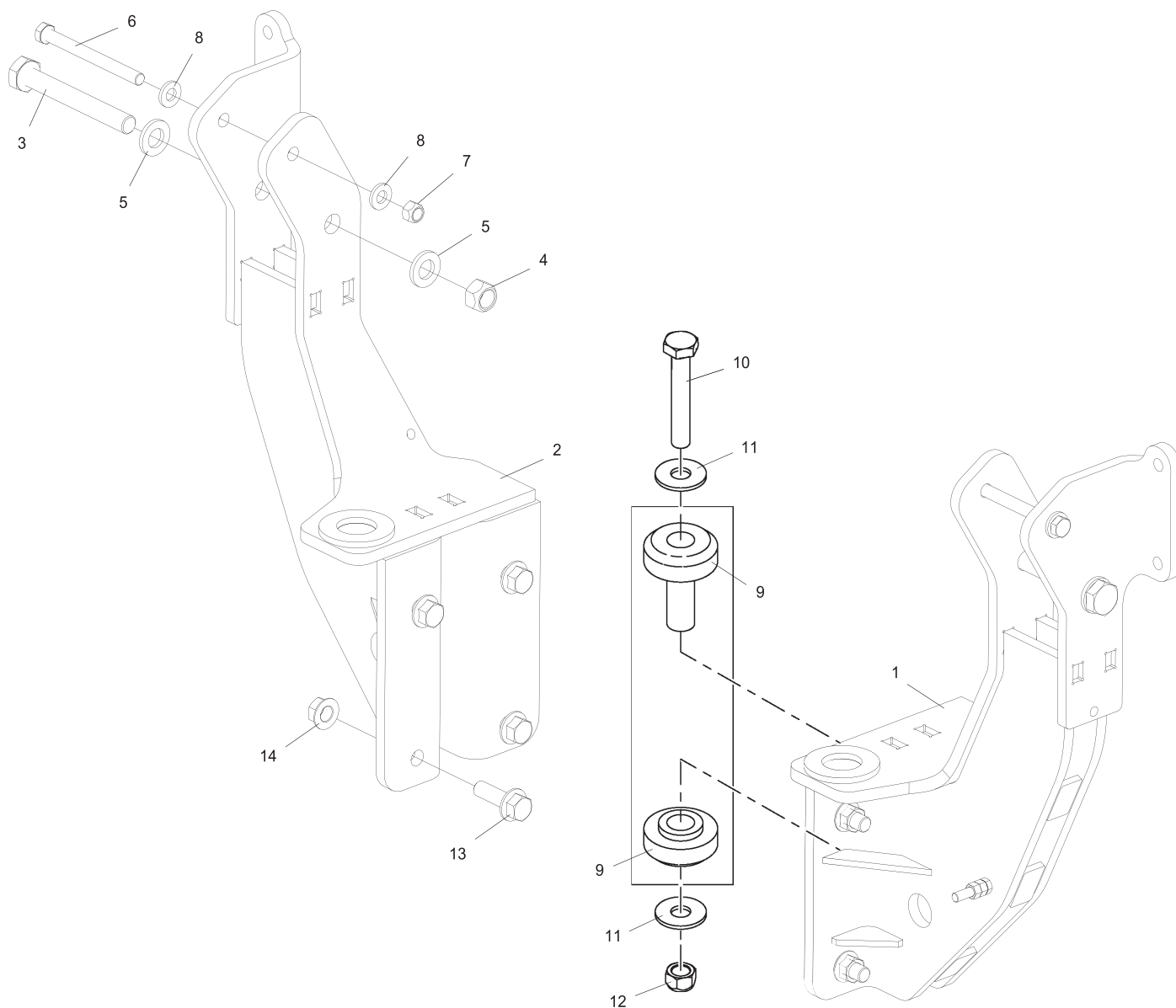
DATE: Released 10-2018

MODEL: FD

PAGE: 9.4

GROUP

9



REF	PART NO.	DESCRIPTION	QTY	REF	PART NO.	DESCRIPTION	QTY
1	36246	WDMT, Upright Support, CBSD	1	8	19093	Washer, Flat, 1/2 A325.....	4
2	36245	WDMT, Upright Support, STSD.....	1	9	34532	Isolator, Cab, Barry Controls.....	2
3	41429	Bolt, HHCS, 3/4-10 X 6, GR8.....	2	10	19163	Bolt, HHCS, 5/8-11 X 4", GR8	2
4	19343	Nut, Auto Style, 3/ 4-10, GRC	2	11	23898	WASHER,11/16" X 2-1/2" X 3/16"	4
5	19039	Washer, Flat, 3/4 A325	4	12	19351	Nut, Auto Style, 5/8-11, GRC	2
6	19207	Bolt, HHCS,1/2-13 X 5-1/2, GR8.....	2	13	14468	Bolt, Flange, 5/8-18 X 2-1/4, GR8.....	8
7	19354	Nut, Auto Style, 1/2-13,GRC (Lock) ...	2	14	14461	Nut, Lock Flange, 5/8-18, GR8	8

WHEN ORDERING PARTS, SPECIFY MODEL NUMBER, SERIAL NUMBER AND DESCRIPTION OF PARTS REQUIRED



CHARGER UPRIGHT MOUNTS

DATE: Released 10-2018

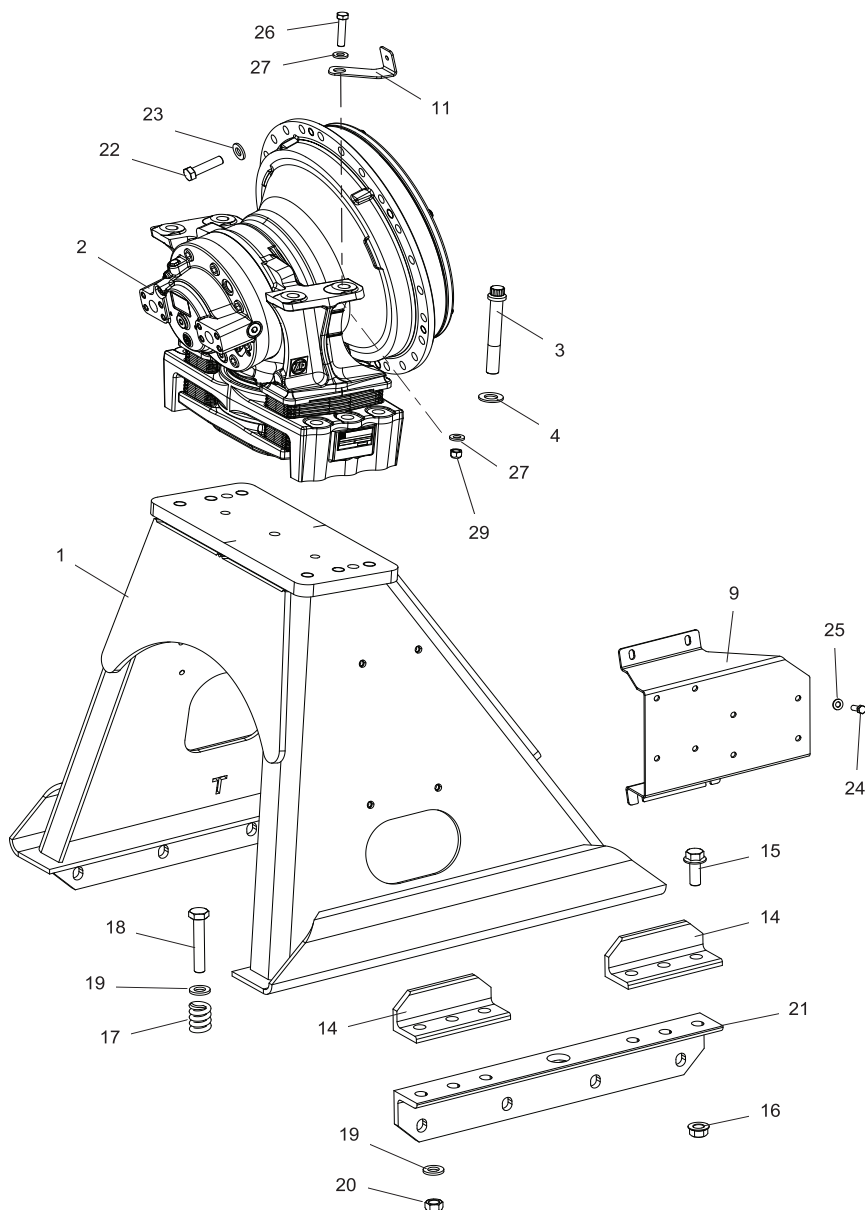
MODEL: FD

PAGE: 9.5

GROUP

9

PEDESTALS



REF	PART NO.	DESCRIPTION	QTY	REF	PART NO.	DESCRIPTION	QTY
1	36229	WDMT, Drive Pedestal ZF CML-12	1	14	12777	Angle, Hold Down, Pedestal, Upper...	4
2	35453	Drum Drive, w/Motor, ZF CML-12.....	1	15	14469	Bolt, FLNG, 3/4"-16 X 2", PO, GR8....	6
3	36984	Bolt, 12PT FLG HD, 7/8-9 x 6" LG.....	6	16	14460	Nut, Flange, 3/4"-16, BLK	6
4	23277	Washer, Structural, 7/8", ASTM, A325, PF	6	17	14595	Spring, Hold-Down, Pedestal	6
5*	11499	Flange, HI Press, Hose, Split	4	18	19211	Bolt, HHCS, 3/4"-10 X 4-1/2"	6
6*	13505	FTG, 90° EL, Split Flange, #16.....	2	19	19039	Washer, Flat, 3/4", USS, ZP	12
7*	12204	ADPTR, 90, ORing X 37 Flare, 2062-12-12	1	20	19343	Nut, Lock, Top, 3/4"-10, GRC	6
8*	30690	FTG, Barb, 12 Hose X 12, JIC-F	1	21	12778	Lower Pedestal Hold Down	2
9	34107	Bracket, Air Dryer Mount	1	22	35133	Bolt, HHCS, 5/8"-11 X 2-1/2, Eco Guard Finish	12
10*	32278	Air Dryer, CR-Turbo 2000 Plus, W/O PPT	1	23	35136	Washer, 5/8" SAE, Eco Guard Finish .	12
**	34175	Air Dryer, Bendix, AD-9EP	1	24	19105	Bolt, HHCS, 3/8"-16 X 1", PFF, GR8..	4
11	35573	Bracket, Drum Counter, CML-12	1	25	19272	Washer, Flat, 3/8" A325	1
12*	40719	PROX Switch	1	26	19144	BOLT,HHCS,3/8" X 2-1/2",PF,GR8.....	1
13*	34551	Magnet (On Barrel)	1	27	22288	WASHER,FNDR,3/8" X 1-1/4",ZP	2
				28*	19021	WASHER, SPLIT LOCK, 3/8",PF	1
				29	19018	NUT,HEX,3/8"-16,PF	1

* ITEMS 5-8, 10, 12, 13 & 28 ARE NOT SHOWN IN THE ILLUSTRATION

WHEN ORDERING PARTS, SPECIFY MODEL NUMBER, SERIAL NUMBER AND DESCRIPTION OF PARTS REQUIRED



CHARGER DRIVE PEDESTAL

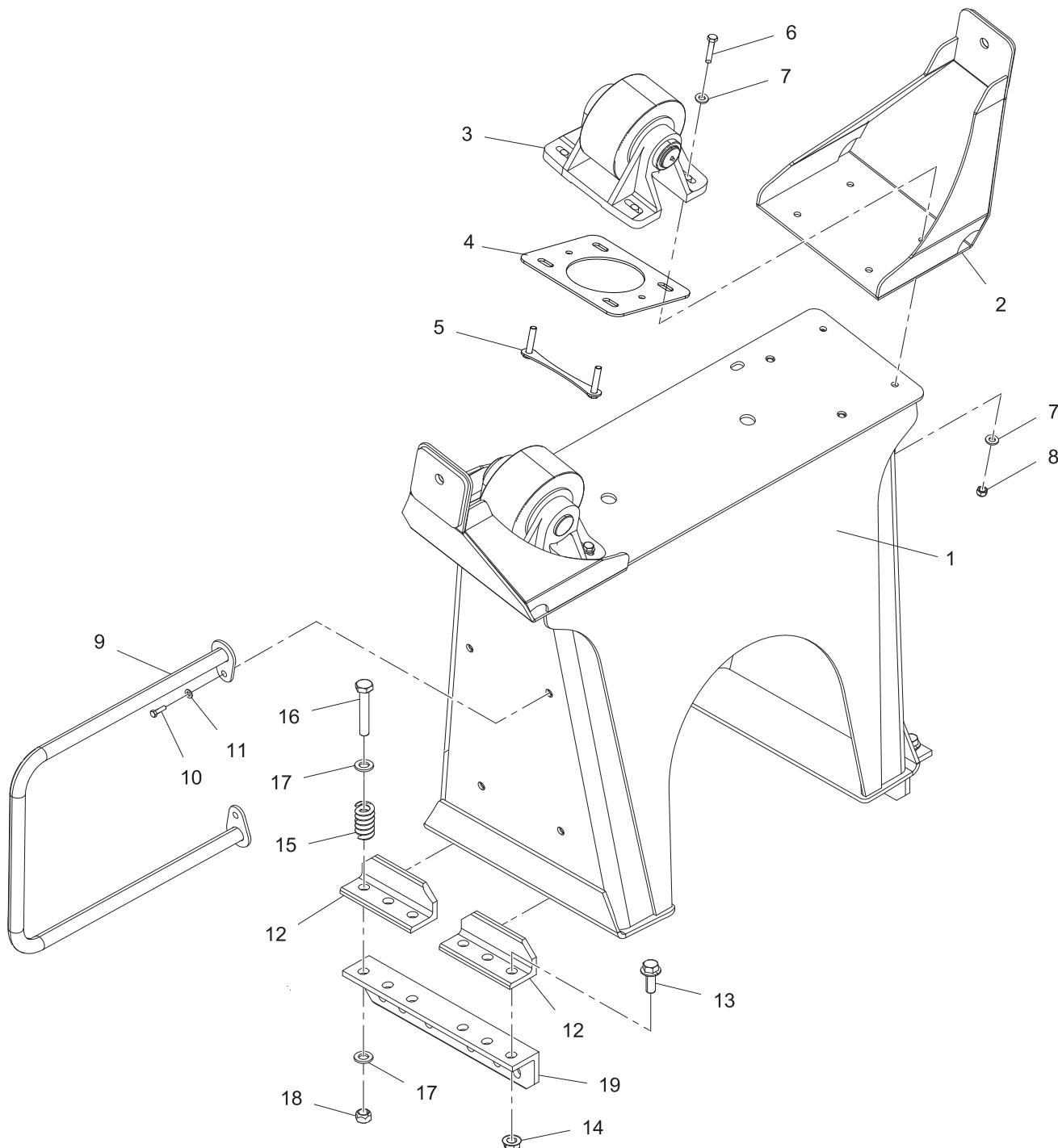
DATE: Released 10-2018

MODEL: FD

PAGE: 10.1

GROUP

10



REF	PART NO.	DESCRIPTION	QTY	REF	PART NO.	DESCRIPTION	QTY
1	35298	WDMT, Pedestal, Roller, FD 2015.....	1	10	19114	Bolt, HHCS, 1/2-13 X 1-3/4, GR8	2
2	35300	WDMT, Upright Brace Mount, 2015....	1	11	19093	Washer, Flat, 1/2 A325.....	2
3	150440	ASSY, 8" Roller, MTM	2	12	12777	Angle, Hold Down, Pedestal, Upper ...	4
4	35666	Plate, Trunnion Roller Shim, 1/4"	2	13	14469	Bolt, FLNG, 3/4"-16 X 2", PO, GR8	6
5	35667	WDMT, Trunnion Roller Mntg, Long ...	4	14	14460	Nut, Flange, 3/4"-16, BLK	6
6	19152	Bolt, HHCS, 1/2-13 X 2-1/2, GR8.....	8	15	14595	Spring, Hold-Down, Pedestal.....	6
7	19093	Washer, Flat, 1/2 A325	12	16	19211	Bolt, HHCS, 3/4"-10 X 4-1 /2"	6
8	19354	Nut, Auto Style, 1/2-13, GRC (Lock) ..	4	17	19039	Washer, Flat, 3/4", USS, ZP.....	12
9	33445	WDMT, Handrail, Pedestal, 2013.....	1	18	19343	Nut, Lock, Top, 3/4"-10, GRC.....	6
				19	18291	Angle, Front PED Hold Down, Lower..	2

WHEN ORDERING PARTS, SPECIFY MODEL NUMBER, SERIAL NUMBER AND DESCRIPTION OF PARTS REQUIRED



CHARGER ROLLER PEDESTAL

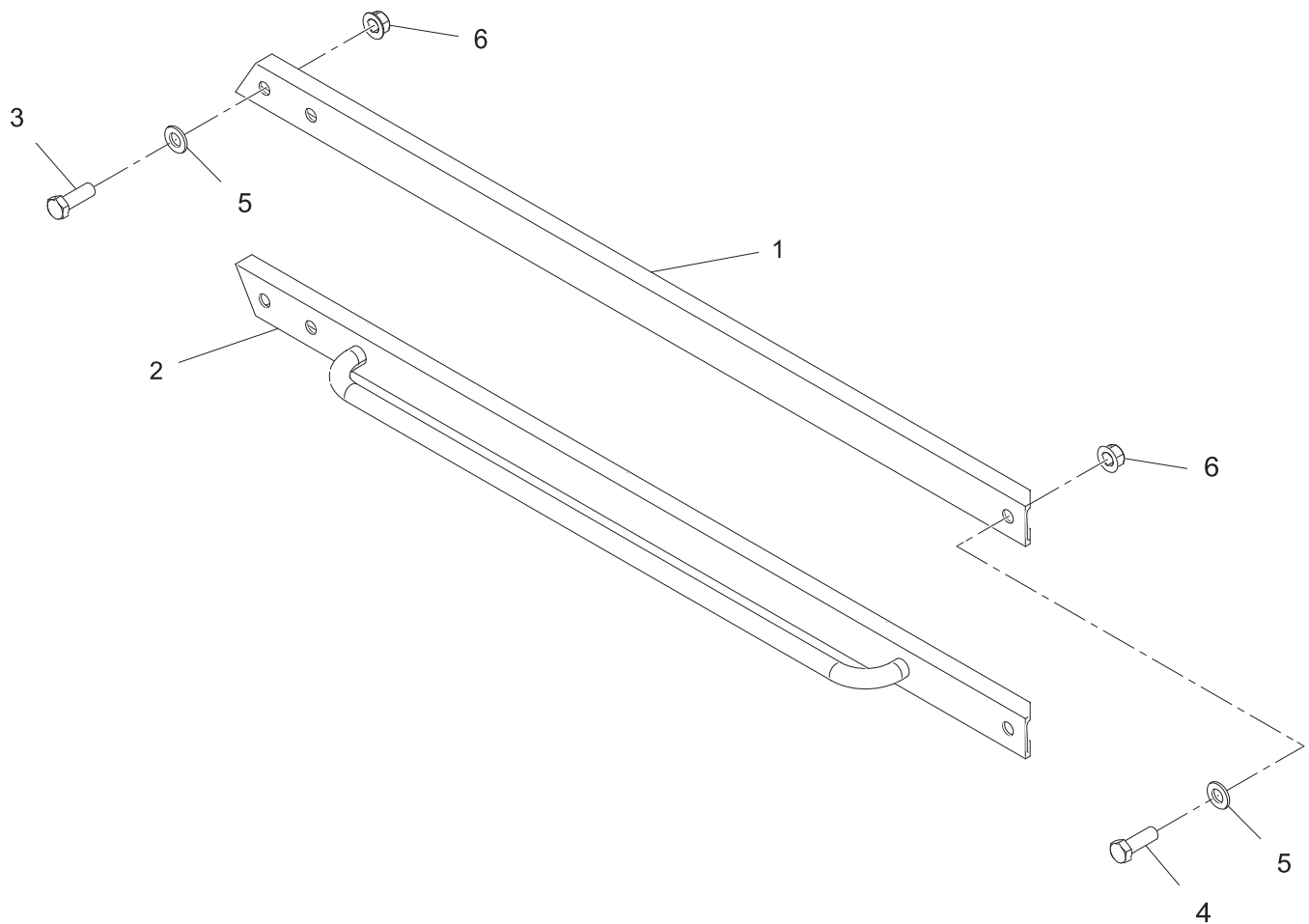
DATE: Released 10-2018

MODEL: FD

PAGE: 10.2

GROUP

10



REF	PART NO.	DESCRIPTION	QTY	REF	PART NO.	DESCRIPTION.....	QTY
1	33438	WDMT, Upright SUPRT CHNL, 0" EXT, 2013, CBSD.....	1	3	35282	Bolt, HHCS, 7/8-9 X 2, GR8.....	4
				4	27685	Bolt, HHCS, 7/8-9 X 2-1/2, GR8.....	2
				5	23277	Washer, Fender, 7/8" (2.5), ZP.....	6
2	33479	WDMT, Upright SUPRT CHNL, 0" EXT, 2013, RDSD.....	1	6	34030	Nut, Flange, 7/8"-9, GR. G, PHOS/Oil	6

WHEN ORDERING PARTS, SPECIFY MODEL NUMBER, SERIAL NUMBER AND DESCRIPTION OF PARTS REQUIRED

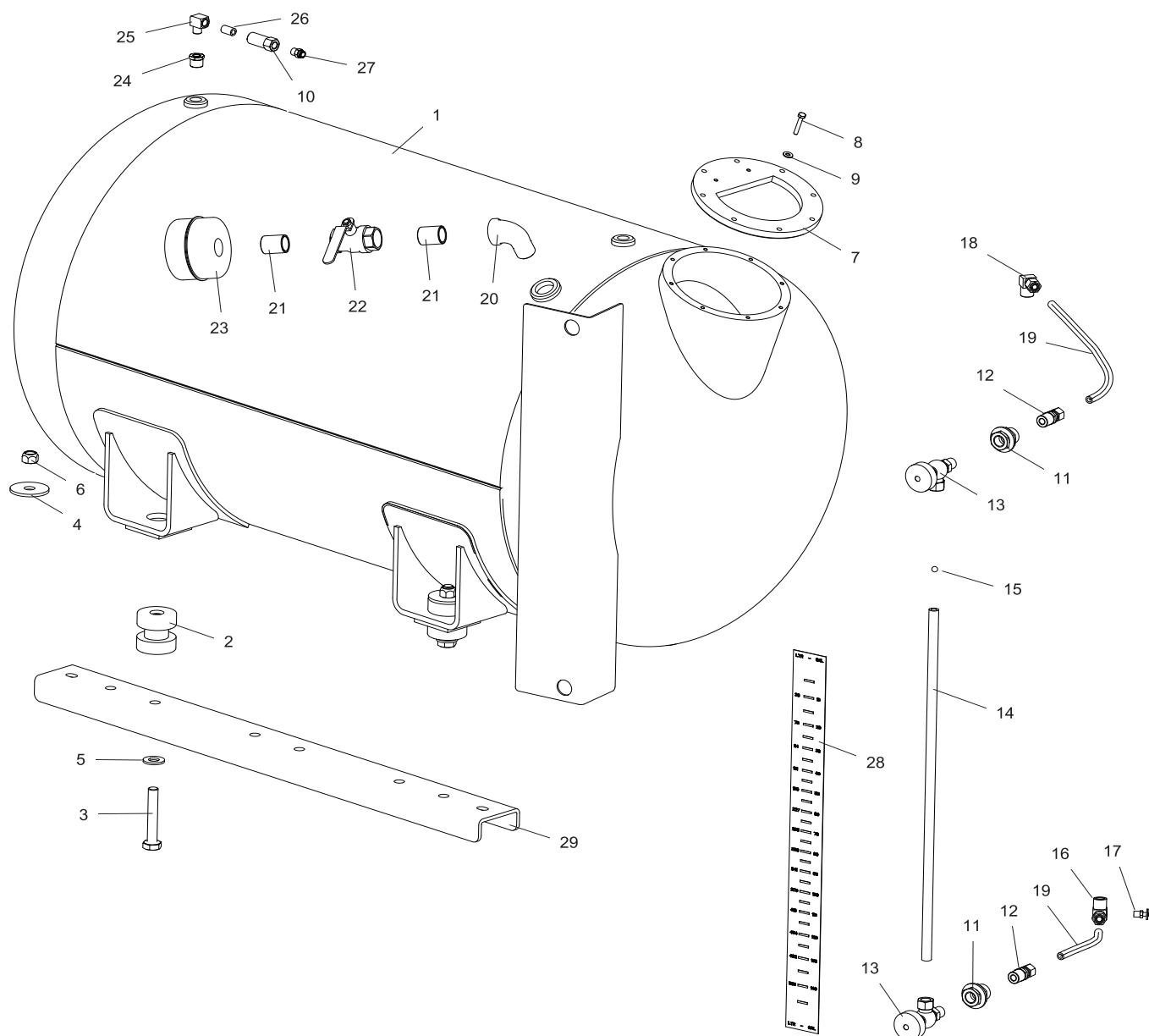


CHARGER UPRIGHT SUPPORTS

DATE: Released 10-2018
MODEL: FD
PAGE: 10.3

GROUP
10

WATER SYSTEM



REF	PART NO.	DESCRIPTION	QTY	REF	PART NO.	DESCRIPTION
1	36439	WDMT,WATER TANK,125GAL,RAIL		16	34899	FTG, 90° EL,
2	19492	MNT,RDSD FILL,CBSD CHUTES.....	1	17	11731	1/2" OD X 1/2" NTP, Tapped.....1
3	19163	Isolator, Mount, CAB, Rubber	3	18	11801	Petcock, 1/8", External Seat.....1
4	23898	Bolt, HHCS, 5/8-11 X 4", GR8.....	3			FTG, AB, 90° M EL,
5	19086	Washer, 11/16" X 2-1/2" X 3/16".....	3	19	15349	1/2" TOD X 1/2" NPT
6	19351	Washer, Structural, 5/8" A325	3	20	15063	1 Hose, Air Line, 1/2".....2.5
7	42059	Nut, Lock, 5/8-11 GRC	3	21	15121	FTG,90° ST EL,BLK SCHED 40, 1"....1
8	19175	Kit, 6-3/4" Poly Flapper Valve.....	1	22	11926	FTG,NPL,Close,BLK SCHED 40, 1"...2
9	19053	Bolt, HHCS, 1/4-20 X 1-1/2, GR8.....	8	23	11844	Valve,Ball,Water,1"NPT,Brass Stem ...1
10	16787	Washer, Flat,1/4 GR2 Z/P	8	24	12980	Muffler, Water Tank
11	12231	Valve, Air, Check, 1/4" NPT	1	25	13042	FTG, Bushing, Pipe, 1/2"
12	11786	FTG, Pipe,Bulkhead,1/2"NPT,Brass... 2		26	15119	FTG,ST EL,1/4" FTP X 1/4" NPT
		FTG, CMP, Male CONN,		27	29292	FTG, NPL, Close, SCHED 40, 1/4"....1
		1/2" TOD X 1/2" NPT	2	28	31014	FTG, PTC, 1/4" NPT X 1/4" TUBE.....1
13	13209	Valve, Set, Water Sight Glass	1	29	36440	MARKER,SIGHT GAUGE,125GAL.....1
14	34190	Tube, Sight Gauge, 26"	1			Channel, Water Tank Support.....2
15	40612	Ball, Indicator, Sight Gauge.....	1			

WHEN ORDERING PARTS, SPECIFY MODEL NUMBER, SERIAL NUMBER AND DESCRIPTION OF PARTS REQUIRED



CHARGER WATER TANK, RDSD SIGHT GAUGE

DATE: Released 10-2018

MODEL: FD

PAGE: 11.1

GROUP

11



REF PART NO. DESCRIPTION

Charge Hopper Wash-Down Hose

1	36250	Bracket, Wash Down Hose
2	15777	Hose, Washdown, 25' X 5/8"
3	13608	Nozzle, Hose

REF PART NO. DESCRIPTION

Barrel Water Injection System

4*	11413	Clamp, Hose, 13/16 To 1-1/2
5*	33541	ASSY, Barrel Water Injection Tube
6	20256	Hose, Water 1",7093 GST

*ITEMS 4 & 5 ARE NOT SHOWN IN THE ILLUSTRATION

WHEN ORDERING PARTS, SPECIFY MODEL NUMBER, SERIAL NUMBER AND DESCRIPTION OF PARTS REQUIRED



**CHARGER WATER
DISCHARGE SYSTEMS**

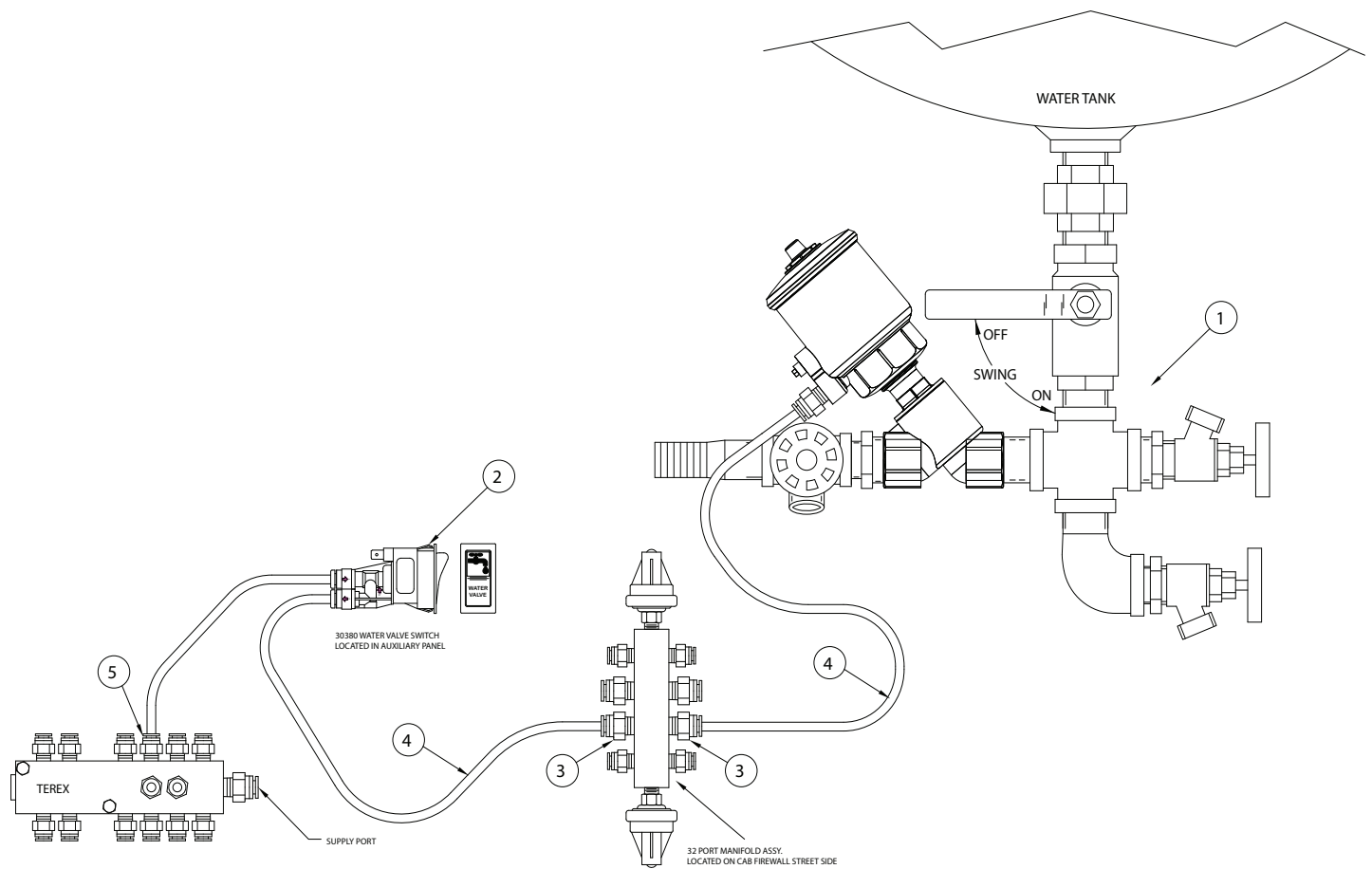
DATE: Released 10-2018

MODEL: FD

PAGE: 11.2

GROUP

11



REF	PART NO.	DESCRIPTION	QTY	REF	PART NO.	DESCRIPTION	QTY
1	37119	Charger Water Tank Plumbing, STD..	1	3	29292	Fitting, 1/4" NPT X 1/4" Tube PTC	2
				4	28142	Tube Air, 1/4", BLK.....	15
2	30380	Switch, Rocker, (Air) Water Valve.....	1	5	28133	Fitting, 1/8" NPT X 1/4" Tube PTC	1

WHEN ORDERING PARTS, SPECIFY MODEL NUMBER, SERIAL NUMBER AND DESCRIPTION OF PARTS REQUIRED



CHARGER WATER TANK PLUMBING SYSTEM

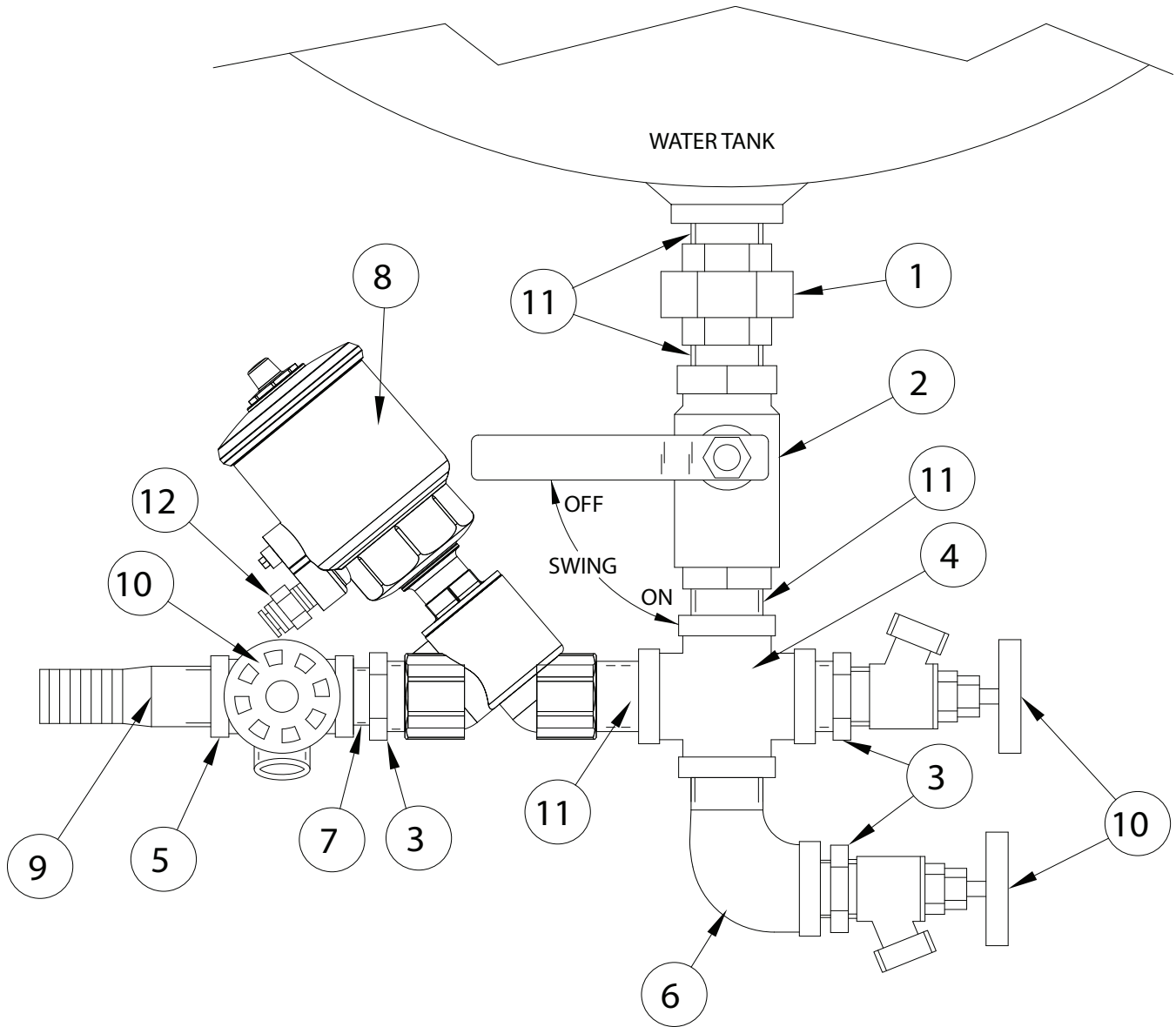
DATE: Released 10-2018

MODEL: FD

PAGE: 11.3

GROUP

11



REF	PART NO.	DESCRIPTION	QTY	REF	PART NO.	DESCRIPTION	QTY
37119 Assy, Charger Water Tank Plumbing, STD				8	30346	Valve, Water Air Pilot, 1.0"	1
1	12313	Union 1.0" NPT, Straight	1	9	11952	BARB, Hose Nipple, 3/4" NPT	1
2	11926	Valve, 1.0" NPT, Ball	1	10	14218	Valve, 3/4" NPT, Boiler, Water.....	2
3	15156	Bushing, 1.0" NPT X 3/4" NPT	3	11	15120	Close Nipple, 1.0" NPT	4
4	12123	Adaptor, Cross, 1.0" NPT	1	12	28133	Fitting, 1/8" NPT X 1/4" Tube PTC.....	1
5	14970	Tee, 3/4" NPT	2	13*	30464	Water Valve Service Kit	AR
6	15063	FTG,90° ST EL,BLK SCHED 40,1"	1				
7	15140	Close Nipple, 3/4" NPT	1				

*ITEM 13 IS NOT SHOWN IN THE ILLUSTRATION

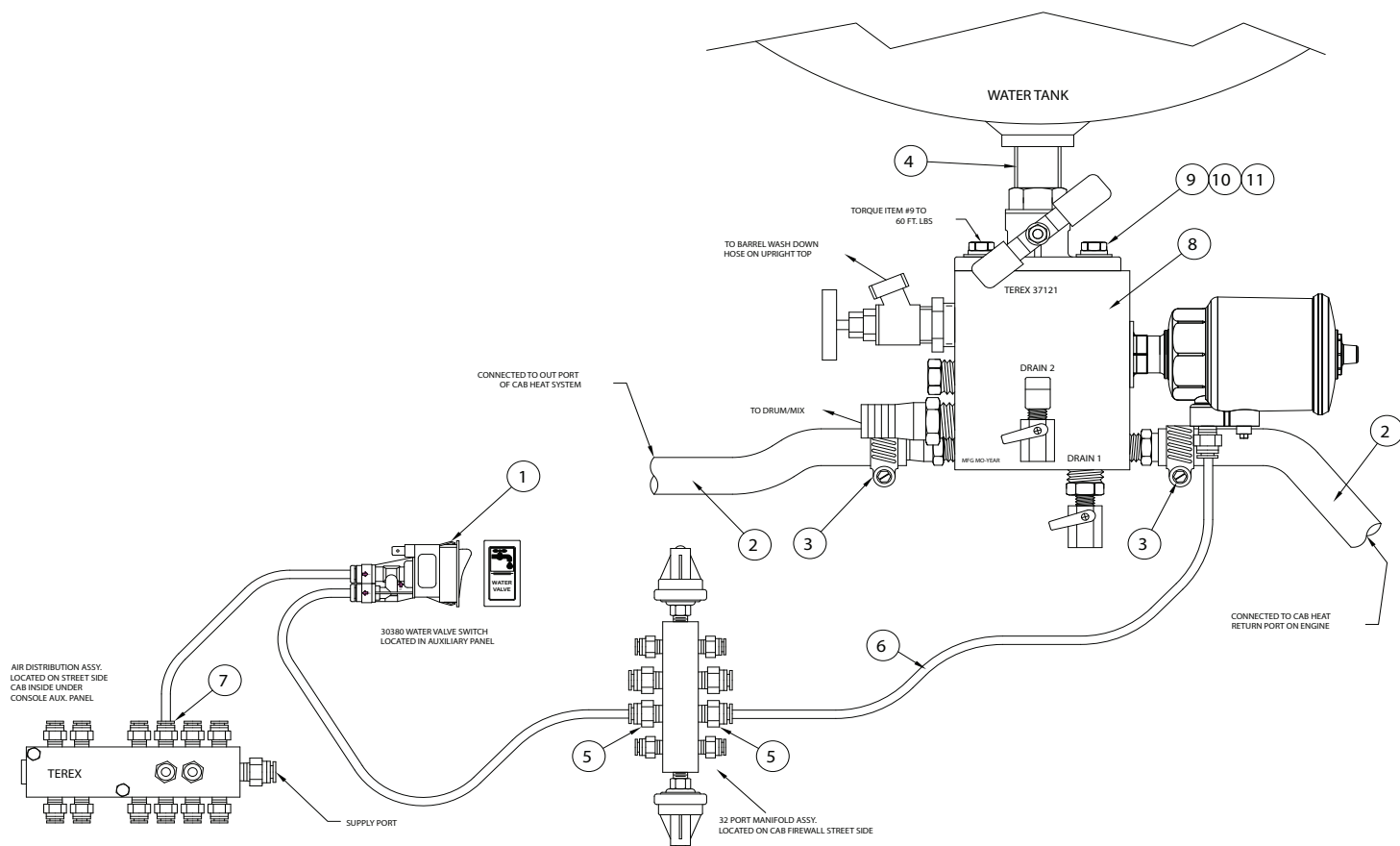
WHEN ORDERING PARTS, SPECIFY MODEL NUMBER, SERIAL NUMBER AND DESCRIPTION OF PARTS REQUIRED



CHARGER WATER TANK PLUMBING, STD

DATE: Released 10-2018
MODEL: FD
PAGE: 11.4

GROUP
11



REF	PART NO.	DESCRIPTION	QTY	REF	PART NO.	DESCRIPTION	QTY
37120 ASSY, Plumbing, Water, Charger Heated							
1	30380	Switch, Rocker, (Air) Water Valve.....	1	7	28133	Fitting, 1/8" NPT X 1/4" Tube PTC	1
2	30445	Hose, 5/8" Heater	AR	8	37121	Assy,Manifold,Heated Water,Charger.	1
3	11411	Clamp, Hose, 9/16" - 1, 1/16"	2	9	19143	HHCS, 7/16"-14 X 1.25" GR. 8 Zinc...	2
4	30458	Close Nipple, 1.0" NPT, SCH 80.....	1	10	19028	Washer, Lock, 7/16" Zinc	2
5	29292	Fitting, 1/4" NPT X 1/4" Tube PTC.....	2	11	19312	Washer, Lock, 3/8" Zinc	2
6	28142	Tube Air, 1/4", BLK	17				

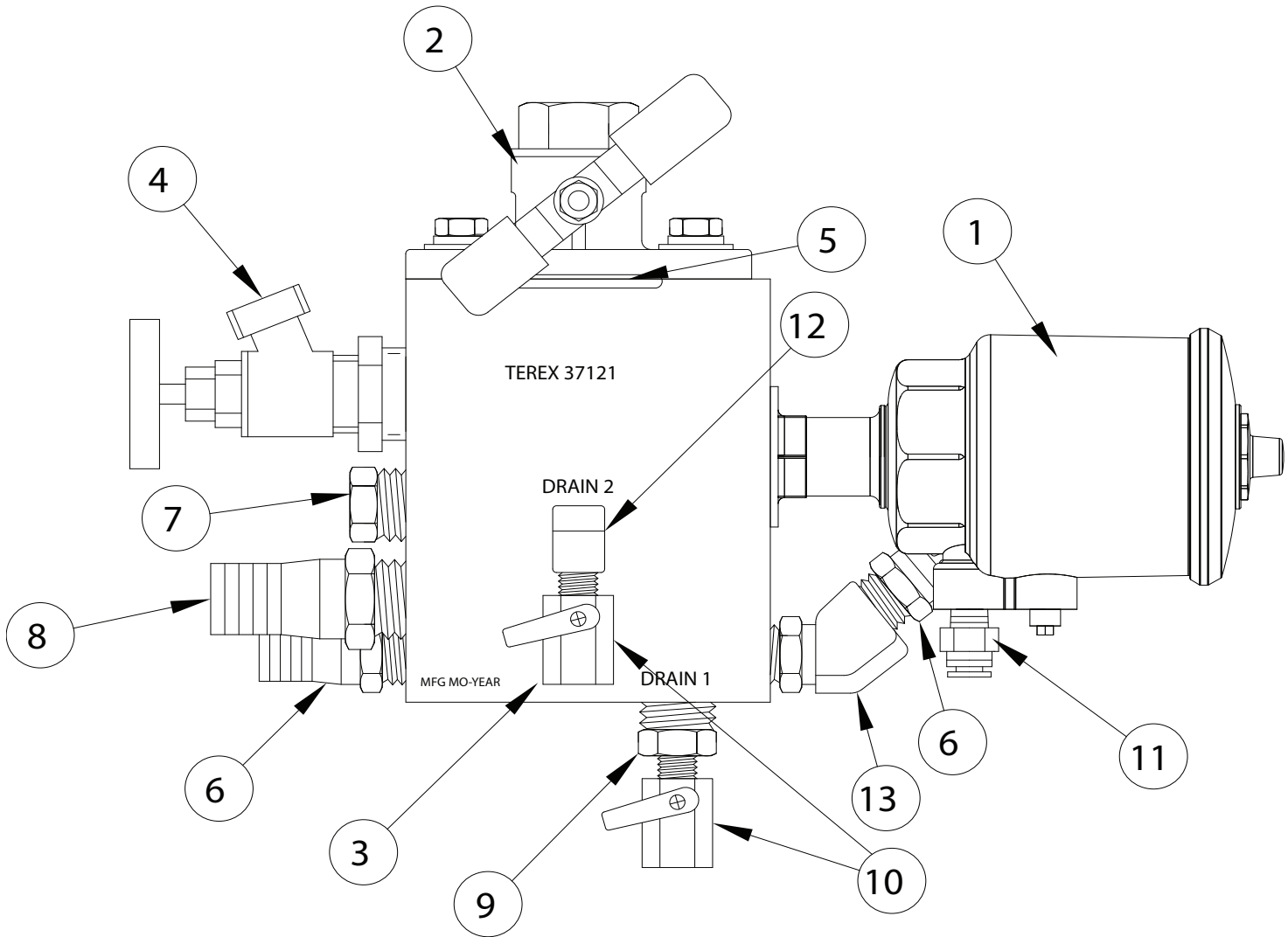
WHEN ORDERING PARTS, SPECIFY MODEL NUMBER, SERIAL NUMBER AND DESCRIPTION OF PARTS REQUIRED



CHARGER HEATED WATER SYSTEM

DATE: Released 10-2018
MODEL: FD
PAGE: 11.5

GROUP
11



REF	PART NO.	DESCRIPTION	QTY	REF	PART NO.	DESCRIPTION	QTY
37121 ASSY, Manifold, Water, Heated, Charger							
1	30346	Valve, Water, AIP Pilot, 1.0".....	1	8	11952	Hose BARB, 3/4" NPT X 1.0" Hose....	2
2	30347	Valve, Ball, Flange 1.0", 2029T	1	9	30379	Reducer, 3/4" NPT Male X 1/4" NPT Female	1
3	30345	Manifold, Water Tank, Heated	1	10	15307	Ball Valve, 1/4" NPT	2
4	14218	Valve, Boiler Drain, 3/4" NPT.....	1	11	28133	Fitting, 1/8" NPT X 1/4" Tube PTC	1
5	30348	O-Ring, #327, EPDM.....	1	12	13042	Elbow, 1/4" NPT Male X 1/4" NPT Female 90°	1
6	30349	Hose BARB, 1/2" NPT X 5/8" Hose....	2				
7	37096	FTG, Plug, 3/4" M-Pipe, Sq. Head,	1				

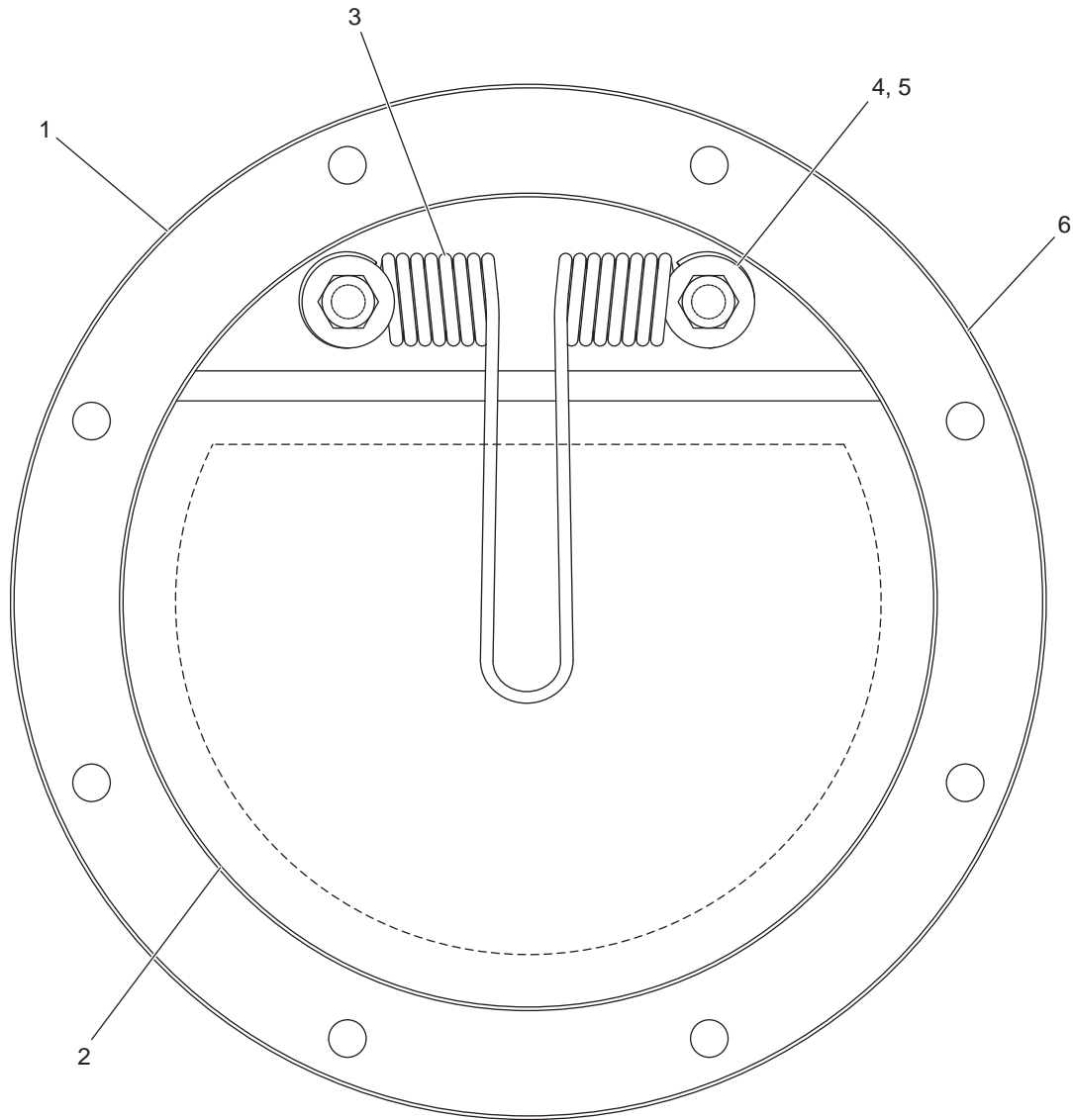
WHEN ORDERING PARTS, SPECIFY MODEL NUMBER, SERIAL NUMBER AND DESCRIPTION OF PARTS REQUIRED



CHARGER HEATED MANIFOLD

DATE: Released 10-2018
MODEL: FD
PAGE: 11.6

GROUP
11



REF	PART NO.	DESCRIPTION	QTY	REF	PART NO.	DESCRIPTION	QTY
1	42300	Plate, Large Water Tank Fill	1	4	35419	Washer, Flat, 1/4" ID X 0.875OD X 1/8" SS	2
2	42301	Flap, Large Water Tank Fill	1	5	19029	Bolt, HHCS, 1/4-20 X 1" SS	2
3	42302	Spring, Large Water Tank Fill	1	6	42303	Gasket, Large Water Tank Fill.....	1

WHEN ORDERING PARTS, SPECIFY MODEL NUMBER, SERIAL NUMBER AND DESCRIPTION OF PARTS REQUIRED

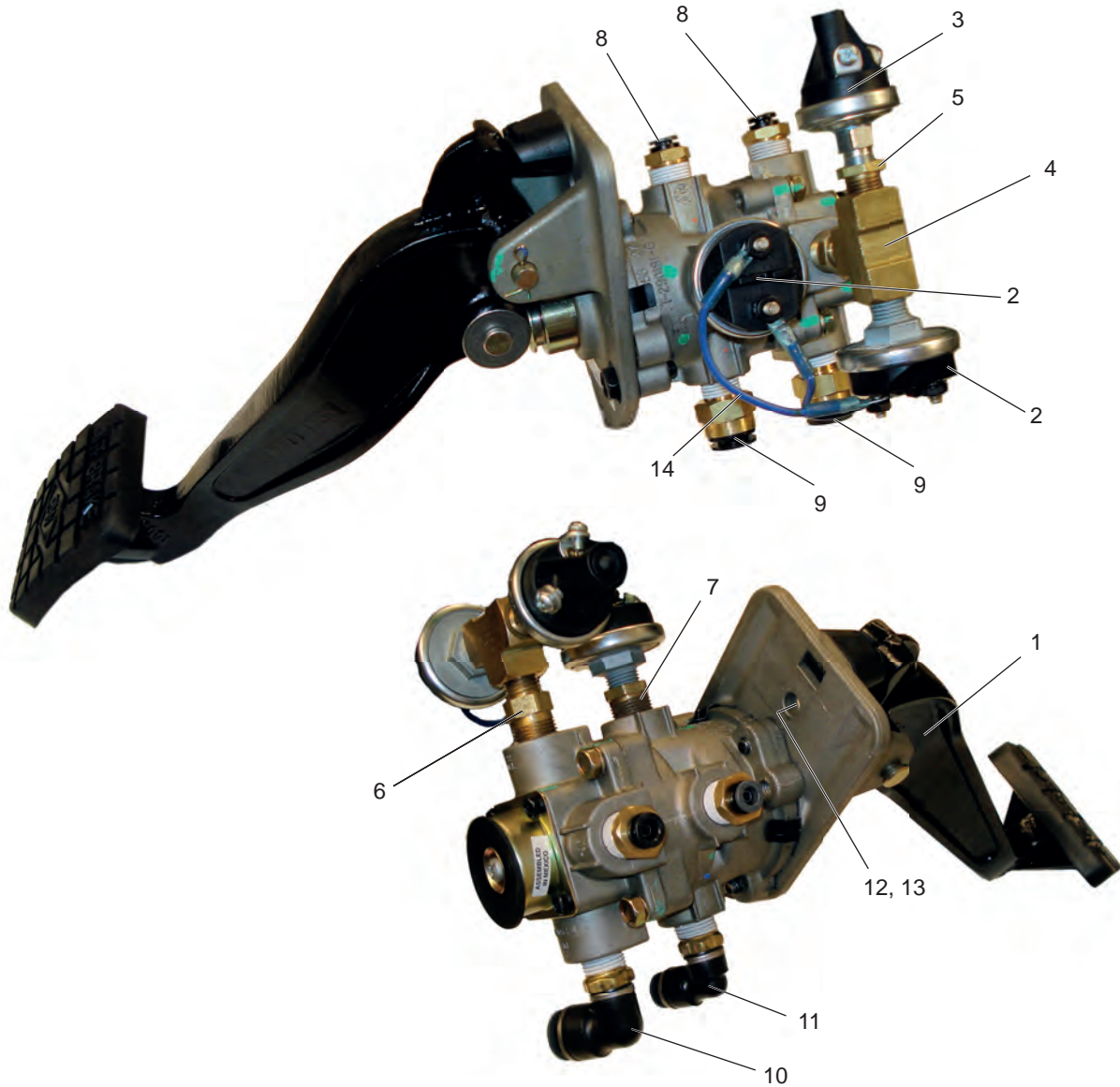


FLAP VALVE ASSY-W/SPRING

DATE: Released 10-2018
MODEL: FD
PAGE: 11.7

GROUP
11

AIR SYSTEM



REF	PART NO.	DESCRIPTION	QTY	REF	PART NO.	DESCRIPTION	QTY
	33474	Brake Treadle Valve ASSY, MY12					
1	33465	Valve, Treadle, Brake, Hanging, MY12.....	1	7	12983	Reducer, 3/8" NPT X 1/4" NPT	1
2	12994	Pressure Switch - N.O.....	2	8	33464	Fitting 3/8" NPT X 1/4" Tube PTC	2
3	14249	Pressure Switch N.C.	1	9	33289	Fitting 3/8" NPT X 1/2" Tube PTC	2
4	13079	Tee Branch, - 1/4" NPTF X 1/4 X 1/4" Brass.....	1	10	28606	Elbow 3/8" NPT X 1/2" - 90' Tube PTC.....	1
5	12982	Bushing 1/4" NPT Male X 1/8" NPT Female	1	11	28689	Elbow 3/8" NPT X 3/8" - 90' Tube PTC.....	1
6	13024	Adaptor 3/8" NPT Male X 1/4" NPT Male	1	12	19128	HHCS 5/16"-18 X 3/4" GR.8 BLK.....	2
				13	24984	Nut Serrated Flange 5/16"-18 Zinc ..	2
				14	24997	Wire, 14 GA. Blue	1

WHEN ORDERING PARTS, SPECIFY MODEL NUMBER, SERIAL NUMBER AND DESCRIPTION OF PARTS REQUIRED



BRAKE TREADLE VALVE

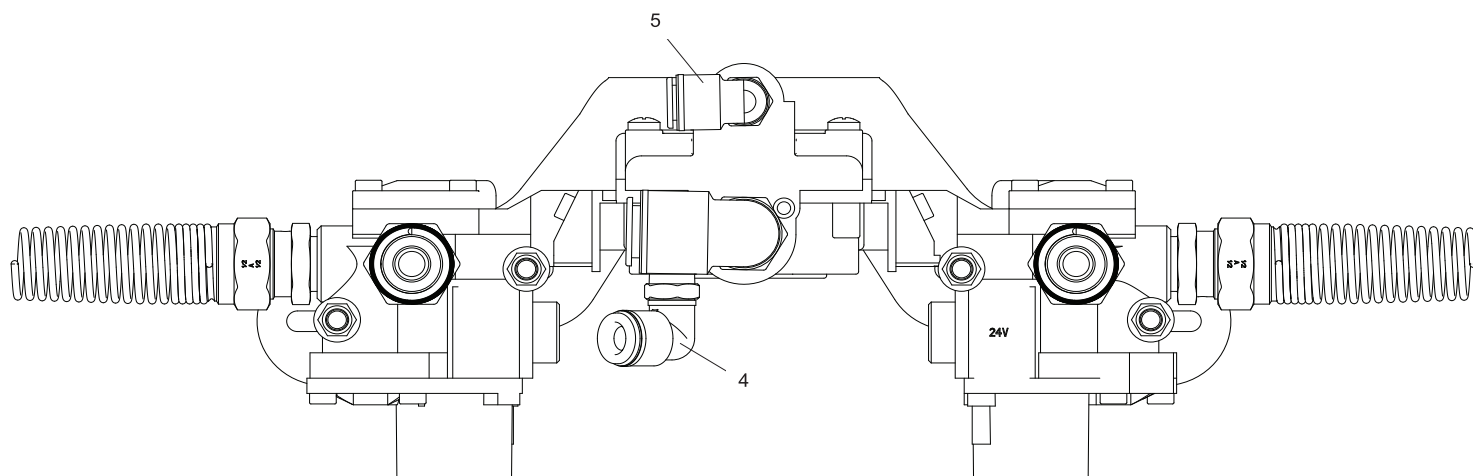
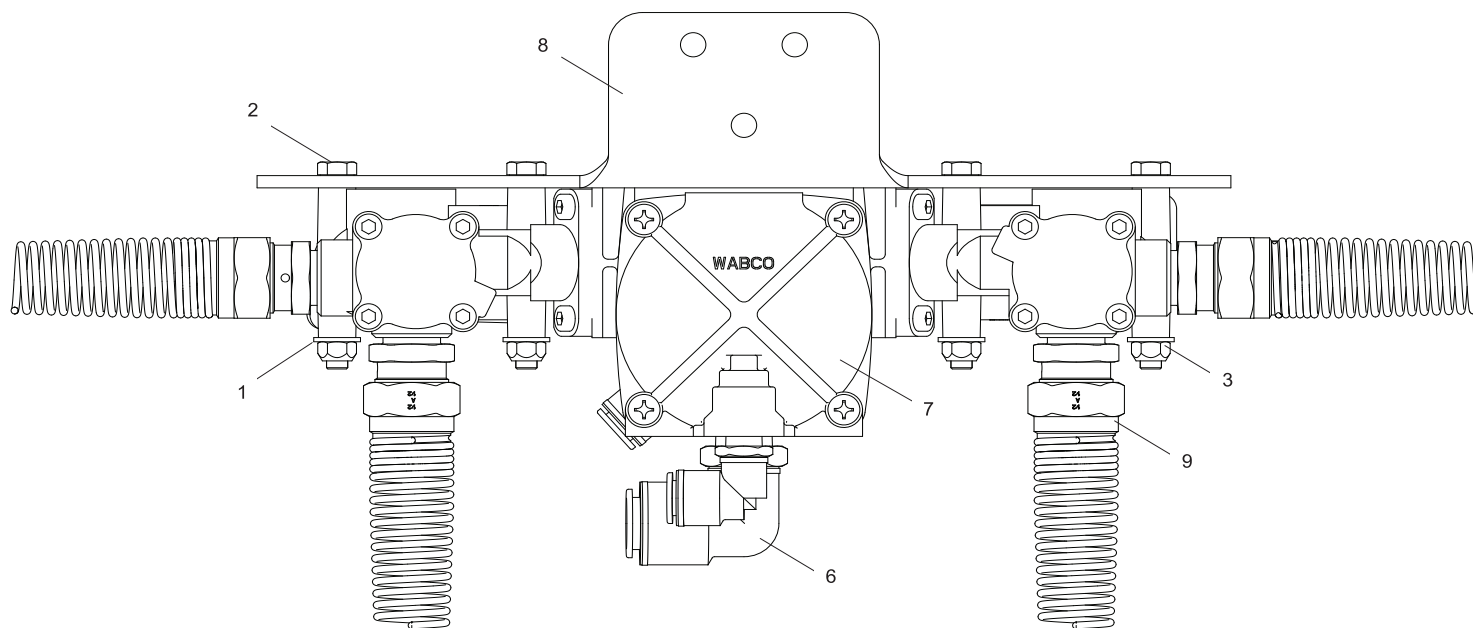
DATE: Released 10-2018

MODEL: FD

PAGE: 12.1

GROUP

12



REF	PART NO.	DESCRIPTION	QTY	REF	PART NO.	DESCRIPTION.....	QTY
	36853	ASSY,ABS VALVE,TANDEM,CHARGER		7	33499	Valve, Air, ABS, Rear Modulator	1
1	19068	Washer, Flat, 5/16.....	4	8	36148	Bracket, ABS Modulator Valve.....	1
2	19236	Bolt, HHCS, 5/16"-18 X 3",GR8.....	4	9	33402	FTG, Spring Guard, 1/2" Hose X 3/8" NPT	4
3	19348	Nut, Lock, 5/16-18	4	10*	33403	Hose Air, 1/2" (271-8)	18
4	28606	Elbow 3/8" NPT X 1/2" - 90° T-PTC..	1	11*	33401	FTG, Spring Guard, 1/2" Hose X 1/2" NPT	4
5	28609	FTG,PTC,90DEG EL, 1/4" NPT X 1/2" TUBE.....	1				
6	30446	FTG,EL,1/2"NPT X 3/4"-90,T-PTC... 1					

Parts 10 & 11 connect to tandem axle air chambers

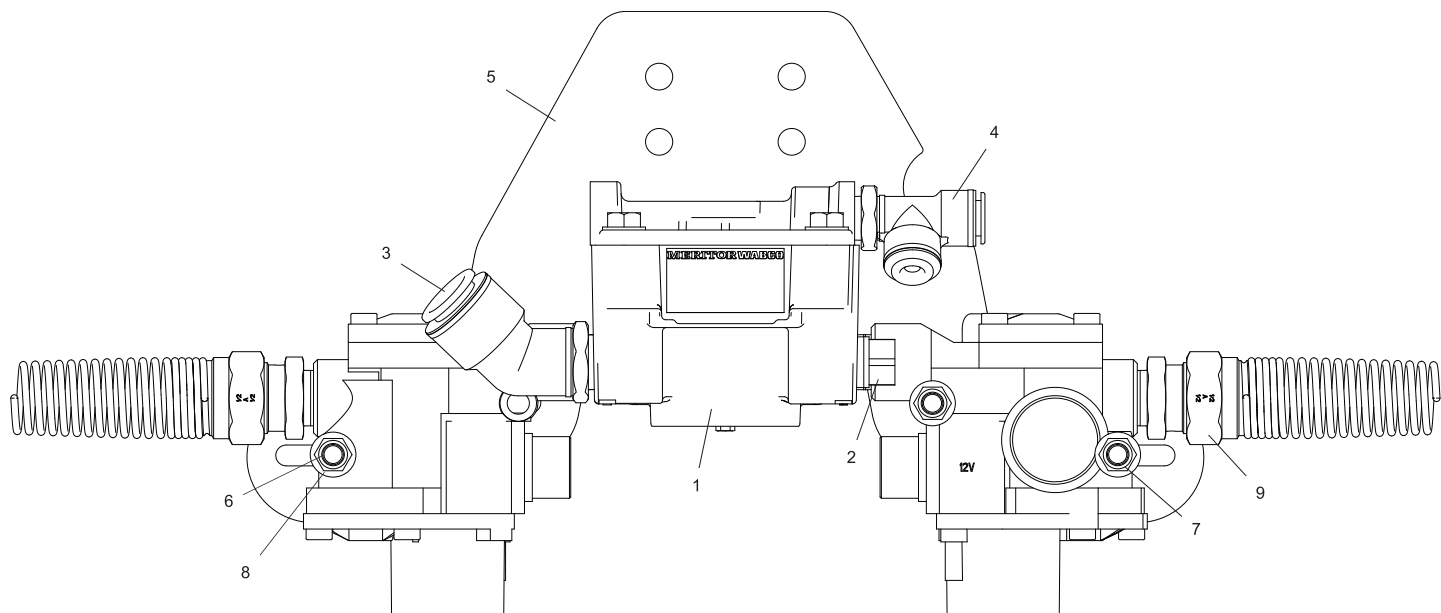
WHEN ORDERING PARTS, SPECIFY MODEL NUMBER, SERIAL NUMBER AND DESCRIPTION OF PARTS REQUIRED



ABS VALVE, REAR, CHARGER

DATE: Released 10-2018
MODEL: FD
PAGE: 12.2

GROUP
12



REF	PART NO.	DESCRIPTION	QTY	REF	PART NO.	DESCRIPTION	QTY
34171 ASSY, VALVE, ABS, FRONT, RELAY							
1	34118	Valve, ABS, FT, Relay, MY13	1	7	19348	Nut, Lock, 5/16-18.....	3
2	12924	FTG, Male, Pipe, 1/2" NPT, Brass...	1	8	19068	Washer, Flat, 5/16	3
3	34146	FTG, ELB, 45DEG, 1/2" NPT		9	33401	FTG, Spring Guard,	
		x3/4" TUBE, PTC.....	1			1/2" Hose X 1/2" NPT	2
4	34443	Tee, Run 3/8" NPT X 1/2" X 3/8"		10*	33403	Hose Air, 1/2" (271-8)	11
		Tube PTC.....	1	11*	33402	FTG, Spring Guard,	
5	34170	BRKT, ABS Valve, MY13.....	1			1/2" Hose X 3/8" NPT	2
6	19236	Bolt, HHCS, 5/16"-18 X 3",		*Parts 10 & 11 connect to front axle air chambers*			
		PF, GR8	3				

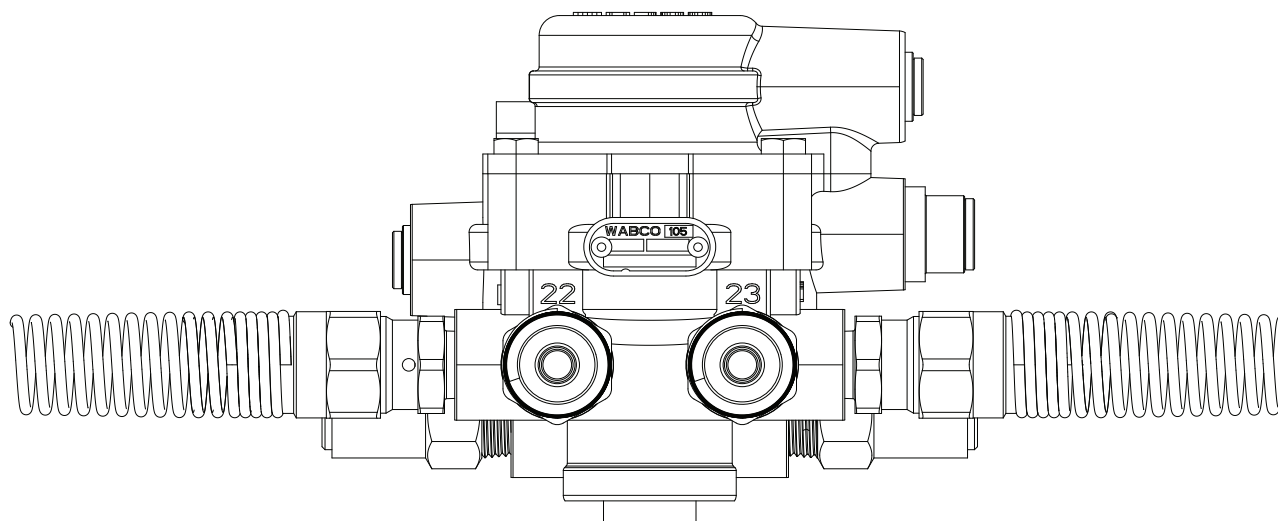
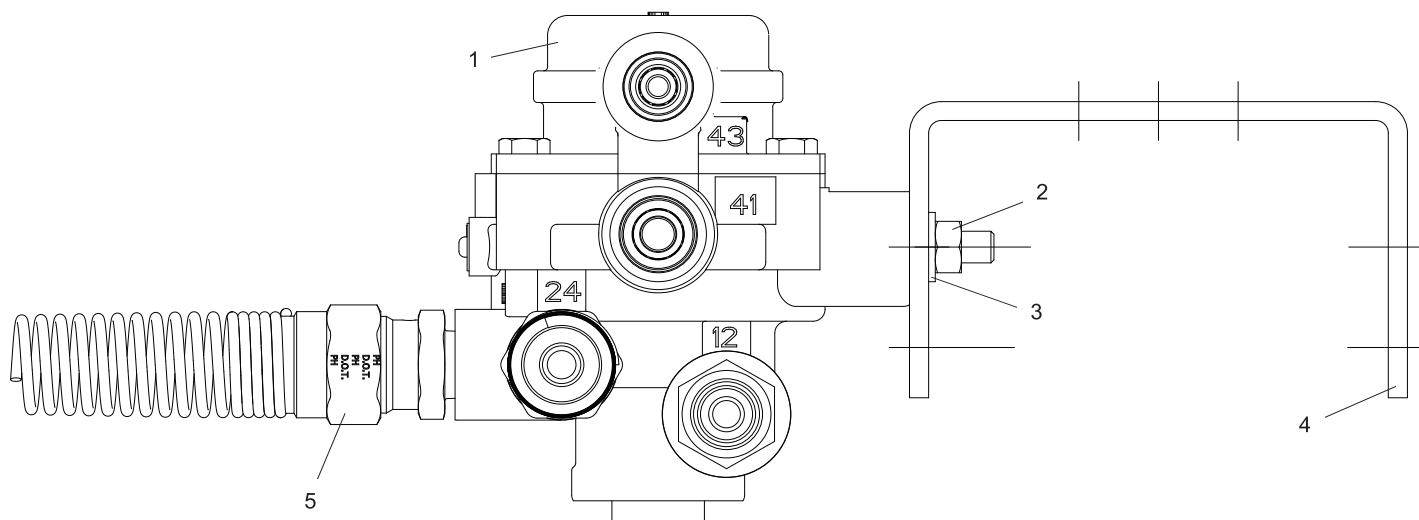
WHEN ORDERING PARTS, SPECIFY MODEL NUMBER, SERIAL NUMBER AND DESCRIPTION OF PARTS REQUIRED



ABS VALVE, FRONT, CHARGER

DATE: Released 10-2018
MODEL: FD
PAGE: 12.3

GROUP
12



REF	PART NO.	DESCRIPTION	QTY	REF	PART NO.	DESCRIPTION	QTY
	36852	ASSY, IR-2 INVERSION VALVE, CHARGER	5	17657		FTG, Spring Guard, 3/8" NPT X 3/8" Hose	4
1	32966	IR-2 Inversion Relay Valve	1	6*	15730	Hose Air, 3/8" (271-6)	18.5
2	32043	Nut, M8-1.25	2	7*	17655	FTG, Spring Guard	
3	32044	Washer, Flat, M8	2			1/2" NPT X 3/8" Hose	4
4	31306	Bracket, LACM, QR Valve	1				

Parts 6 & 7 connect to rear tandem air chambers

WHEN ORDERING PARTS, SPECIFY MODEL NUMBER, SERIAL NUMBER AND DESCRIPTION OF PARTS REQUIRED



CHARGER IR-2 INVERSION VALVE

DATE: Released 10-2018
MODEL: FD
PAGE: 12.4

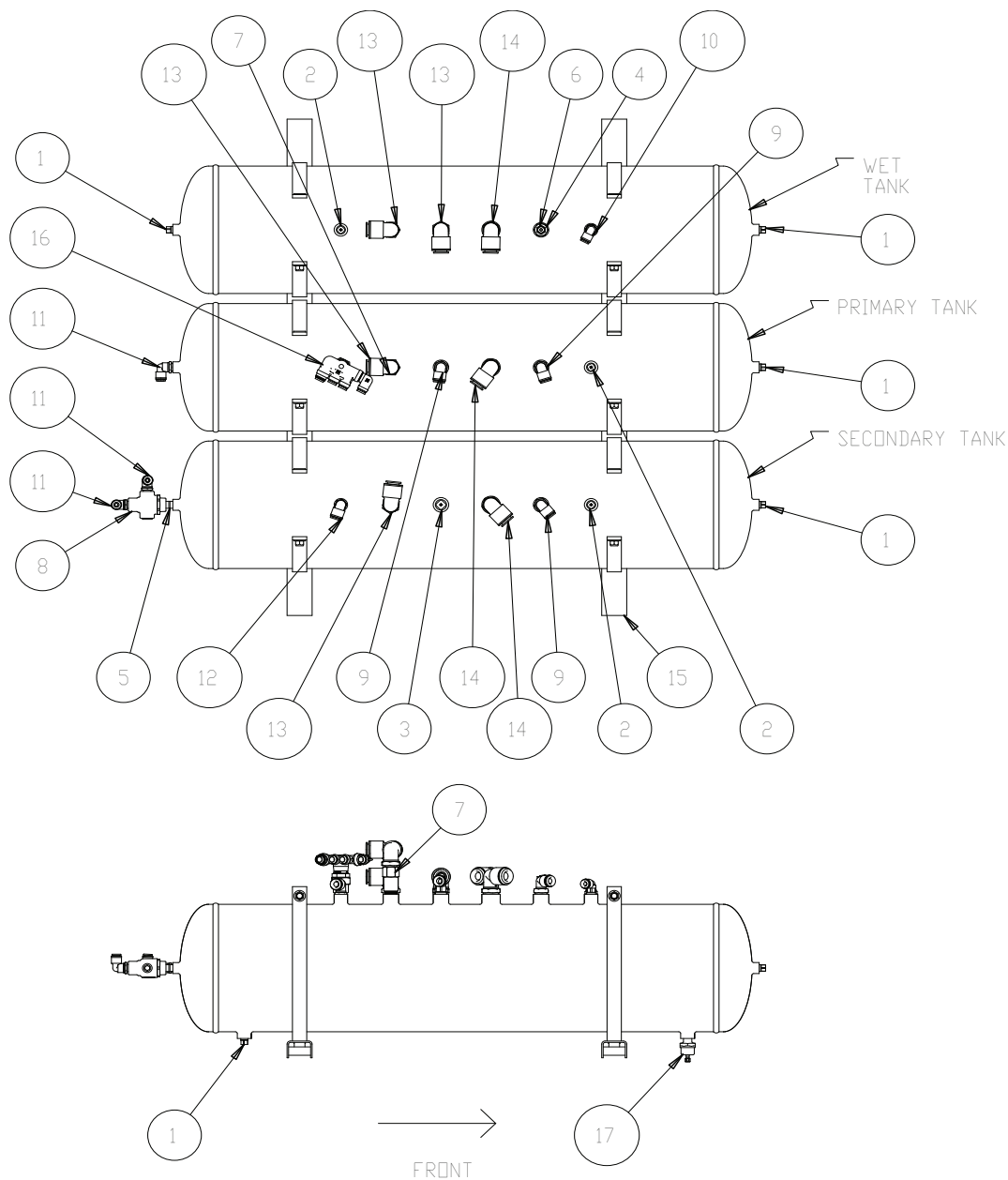
GROUP
12



REF	PART NO.	DESCRIPTION	QTY	REF	PART NO.	DESCRIPTION	QTY
	33648	DRAIN VALVE,AIR,CABLE,OPEN (Includes pull cable and hardware)	3				

WHEN ORDERING PARTS, SPECIFY MODEL NUMBER, SERIAL NUMBER AND DESCRIPTION OF PARTS REQUIRED

	CHARGER AIR TANK DRAINS	DATE: Released 10-2018	GROUP 12
		MODEL: FD	
		PAGE: 12.5	



REF	PART NO.	DESCRIPTION	QTY	REF	PART NO.	DESCRIPTION	QTY
	36789	ASSY,AIR TANK,CHARGER					
1	12922	FTG,M-Pipe,Sq Head Plug,1/4"	7	9	23688	FTG, 1/2 NPT X 1/2 Tube, 90° PTC....	3
2	12923	FTG,M-Pipe,Sq Head Plug,3/8"	3	10	23689	FTG, 3/8 NPT X 3/8 Tube, 90° PTC....	1
3	12924	FTG,M-Pipe,Sq Head Plug,1/2"	1	11	28091	FTG, 1/4 NPT X 3/8 Tube, 90° PTC....	3
4	12980	FTG,Bushing,Pipe,1/2"X1/4"	1	12	28606	FTG, 3/8 NPT X 1/2 Tube, 90° PTC....	1
5	13026	FTG,NPL,CLOSE,1/4"NPT.....	1	13	30446	FTG, 1/2 NPT X 3/4 Tube, 90° PTC....	4
6	16786	VALVE,AIR SAFE	1	14	33287	FTG, 3/4 NPT X 3/4 Tube, 90° PTC....	3
7	16788	VALVE,AIR,CHECK,1/2" NPT	2	15*	36305	ASSY,AIR TANK,CHARGER.....	1
8	16800	Check Valve, Double, Air.....	2	16	36646	Valve,PPV 3/8 NPTX3/8 PTC 4-Port ..	1
				17	36908	DRAIN VALVE,AIR,PULL TYPE	3

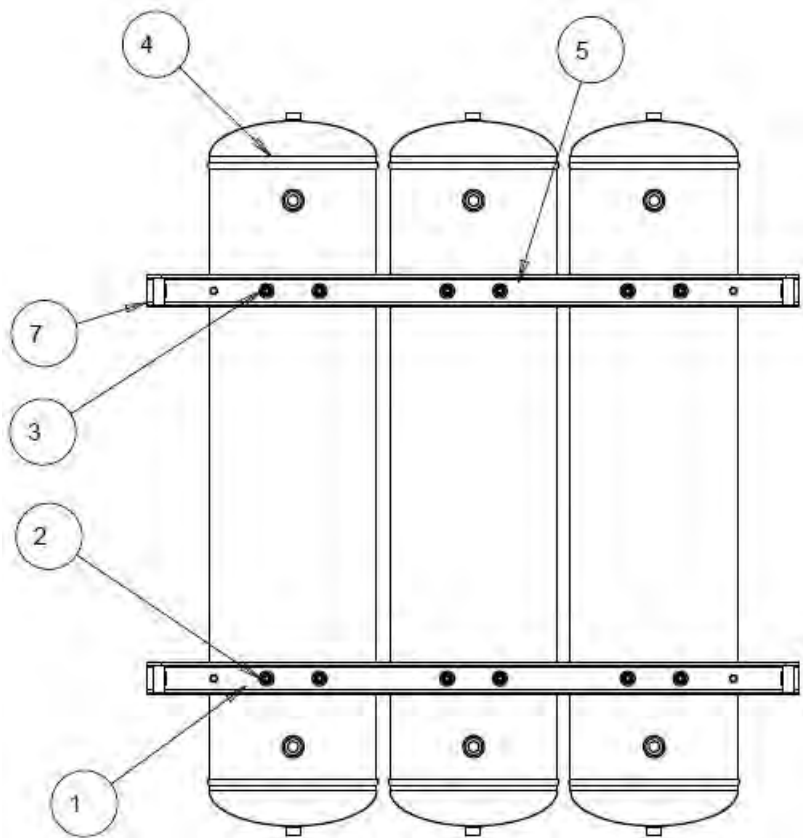
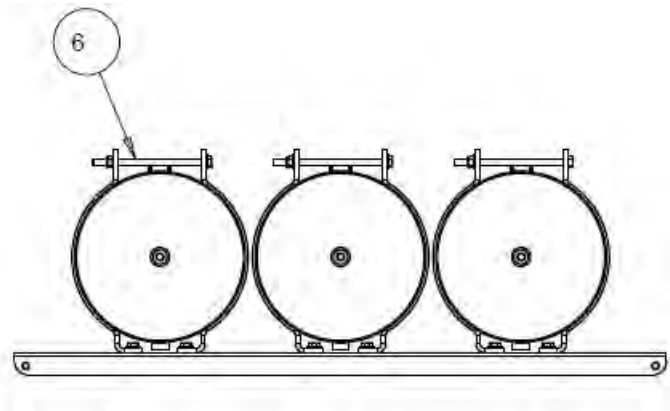
WHEN ORDERING PARTS, SPECIFY MODEL NUMBER, SERIAL NUMBER AND DESCRIPTION OF PARTS REQUIRED



CHARGER AIR TANK FITTINGS

DATE: Released 10-2018
MODEL: FD
PAGE: 12.6

GROUP
12



REF	PART NO.	DESCRIPTION	QTY	REF	PART NO.	DESCRIPTION	QTY
36305 ASSY, AIR TANK, CHARGER				4	32963	TANK,AIR,9.5X40,2731CI.....	3
1	19045	WASHER, FLAT, 3/8", GR2	36	5	33266	BRACKET, 9.5", AIR TANK,MY12....	6
2	19107	BOLT,HHCS,3/8" X 1-1/4",PF,GR8	12	6	33620	BOLT,HCS,3/8-16 X 6.5,YZ8	6
3	19353	NUT,LOCK,TOP,3/8"-16,ZP,GRC.....	18	7	36304	WDMT, Channel, Air Tank Mntg.....	2

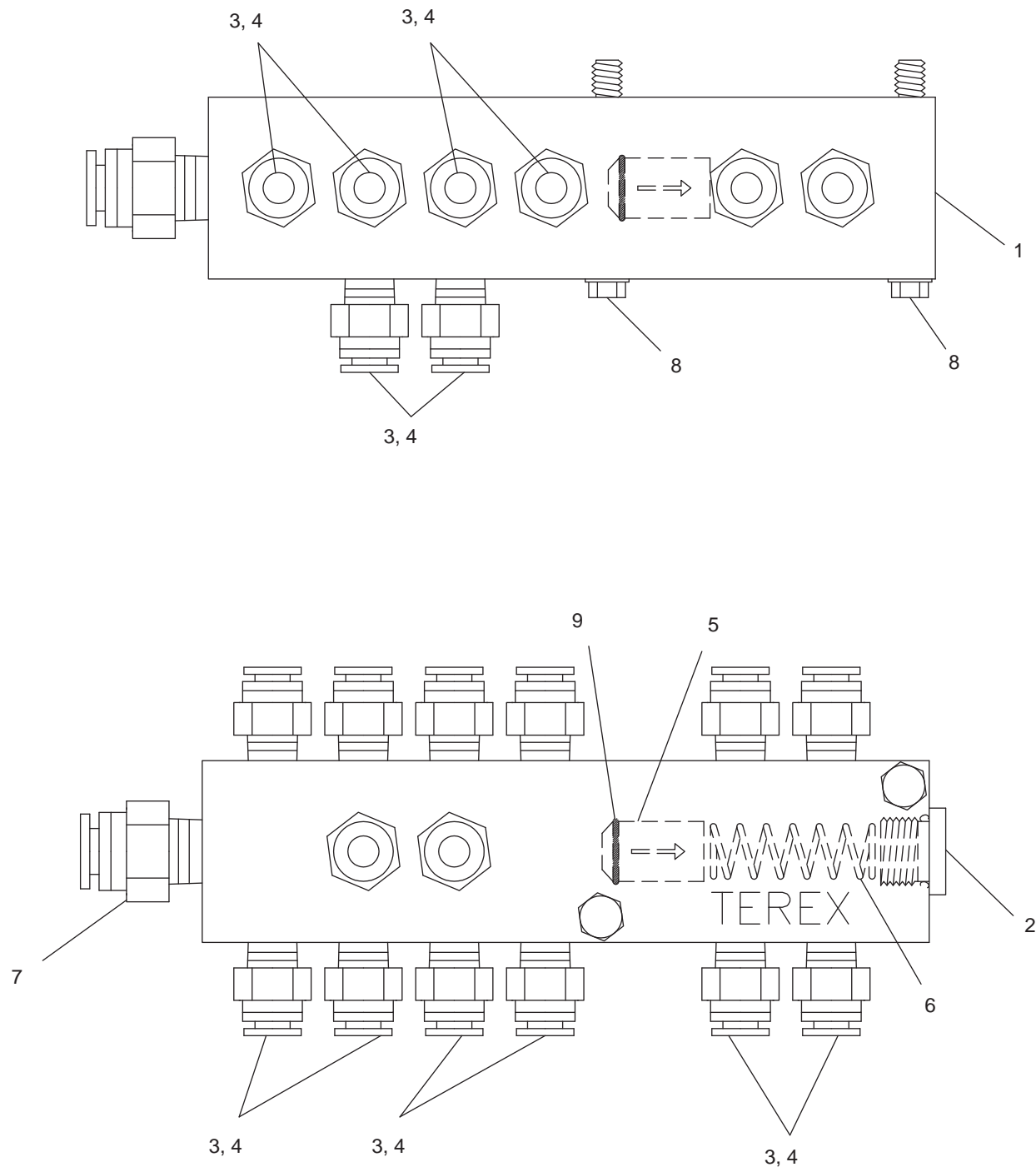
WHEN ORDERING PARTS, SPECIFY MODEL NUMBER, SERIAL NUMBER AND DESCRIPTION OF PARTS REQUIRED



CHARGER AIR TANK ASSEMBLY

DATE: Released 10-2018
MODEL: FD
PAGE: 12.7

GROUP
12



REF	PART NO.	DESCRIPTION	QTY	REF	PART NO.	DESCRIPTION	QTY
	28025	Manifold ASSY, Air Distribution					
1	28006	Manifold Air Distribution	1	6	28136	Spring	1
2	28132	Plug #6 SAE O-Ring Boss	1	7	28137	Fitting 1/4" NPTF X 3/8" Tube	
3	28133	Fitting 1/8" NPTF X 1/4" Tube				Push To CONN	1
		Push To CONN	4-14	8	24425	Screw Self Tap WETGD 14 X 2.5"	
4	28134	Plug 1/8" NPTF VIBRA Seal	0-10			BLK.	2
5	28135	Check Valve	1	9	28171	O-Ring BUNA 70 DUR.	1

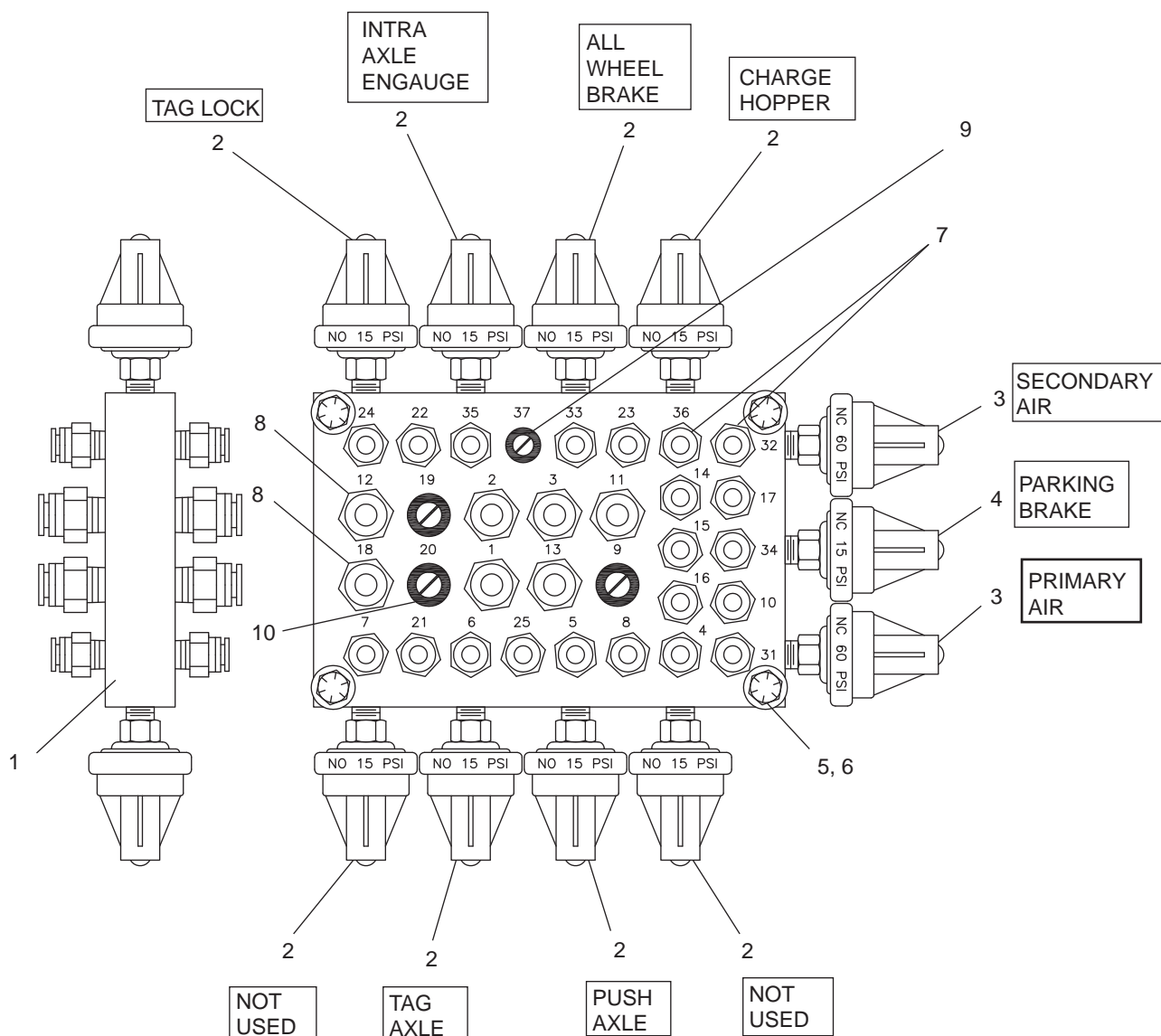
WHEN ORDERING PARTS, SPECIFY MODEL NUMBER, SERIAL NUMBER AND DESCRIPTION OF PARTS REQUIRED



AIR DISTRIBUTION MANIFOLD

DATE: Released 10-2018
MODEL: FD
PAGE: 12.8

GROUP
12



REF	PART NO.	DESCRIPTION	QTY	REF	PART NO.	DESCRIPTION	QTY
	29091	Manifold ASSY, Air Switch / Bulkhead, 32 Port		6	19061	HHS 1/4-20 X 3/4" GR.8 SS	4
				7	28133	Fitting 1/8" NPTF X 1/4" Tube Push To CONN	14-44
1	28978	Manifold Air Switch / Bulkhead	1	8	28137	Fitting 1/4" NPTF X 3/8" Tube Push To CONN	2-14
2	14242	Pressure Switch N.O. 15 PSI	1-9	9	29089	Plug, Plastic, 1/8" NPT	0-14
3	14277	Pressure Switch N.C. 60 PSI.....	2	10	29090	Plug, Plastic, 1/4" NPT	0-9
4	14243	Pressure Switch N.C. 15 PSI.....	1				
5	19053	Washer Flat 1/4" Zinc	4				

WHEN ORDERING PARTS, SPECIFY MODEL NUMBER, SERIAL NUMBER AND DESCRIPTION OF PARTS REQUIRED

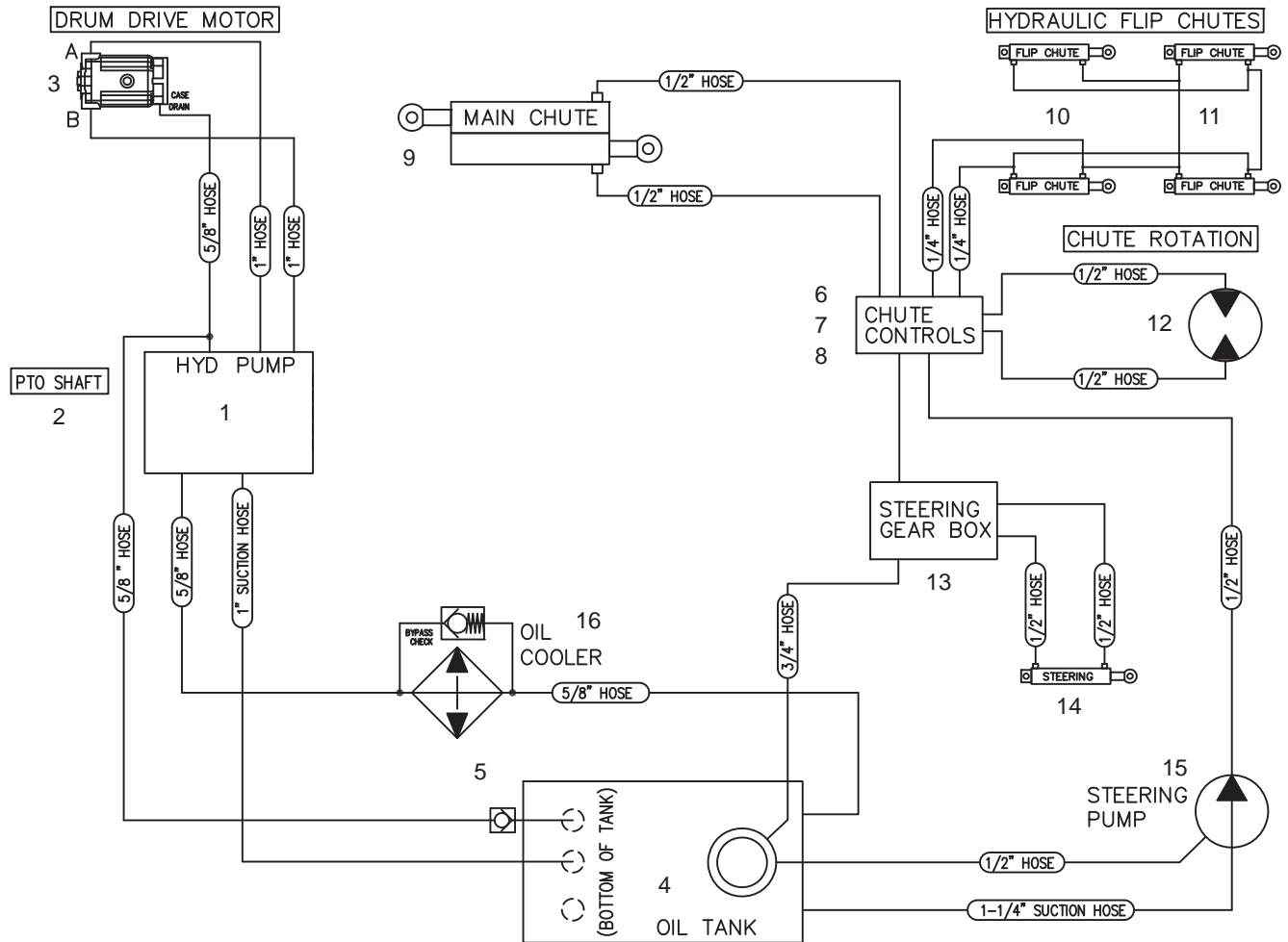


AIR SWITCH/32 PORT, MANIFOLD

DATE: Released 10-2018
MODEL: FD
PAGE: 12.9

GROUP
12

HYDRAULIC SYSTEMS



REF PART NO. DESCRIPTION

1	35987	PUMP, HSTAT, LH, 5.5, 1.5" RE (PMP)
2	30201	Drive Shaft, PTO, 1410, ISX
3	35453	DRUM DRIVE, WITH MOTOR ZF CML 12
4	36563	RESERVOIR, HYD 17 GAL. W/O-RING
5	36714	VALVE,CHECK,BYPASS, -12 SAE X -12 JIC, 25 PSI CRACK
6	24327	ASSY, Control Manifold, ELEC/HYD, 3-Spools
	31210	ASSY, Control Manifold, ELEC/HYDR, 2-Spools

REF PART NO. DESCRIPTION

7	33437	Shield, ELEC/HYD, MY12
8	33421	Bracket, ELECT/HYD, MY12
9	12660	Cylinder, HYD Chute, Piggyback
10	31683	CYL, Chute Flip, Offset Ports
11	16099	CYL, Chute, HYD, Fold Down
12	33405	Motor, HYD Chute Swing, Eaton, 5.9 CI
13	17479	Gear, Steering, TAS
14	33709	ASSY, CYL, Steering, W/Sockets
15	29825	PUMP,GEAR,2.37CI,CCW,7.5GPM,11T
16	3S0133597100	Oil Cooler For Radiator 30290

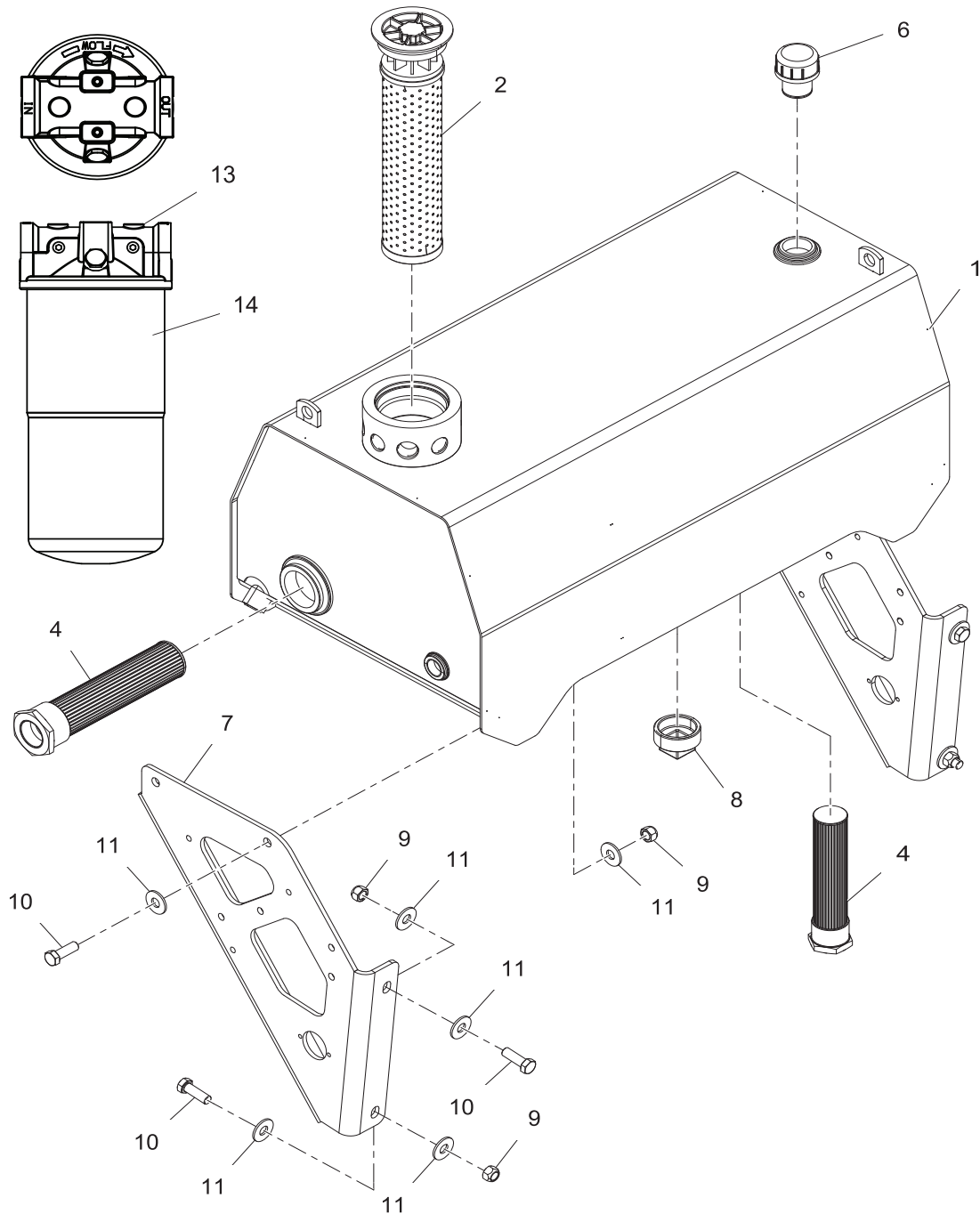
WHEN ORDERING PARTS, SPECIFY MODEL NUMBER, SERIAL NUMBER AND DESCRIPTION OF PARTS REQUIRED



CHARGER HYDRAULIC SYSTEM

DATE: Released 10-2018
MODEL: FD
PAGE: 13.1

GROUP
13



REF	PART NO.	DESCRIPTION	QTY	REF	PART NO.	DESCRIPTION	QTY
1	36563	Reservoir, Hyd, 17 Gal. W/O-Ring	1	8	36713	PLUG, PIPE - 24 SAE	1
2	29428	Filter, 10 MIC, 25 PSI	1	9	19354	Nut, Lock, 1/2"-13	8
3*	29429	Switch, Pressure, No, 21 PSI	1	10	29604	HHCS, 1/2"-13 X 1.5 GR.8.....	4
4	36711	Strainer,-32SAEx-20SAE,100Mesh ...	2	11	29605	Washer, Flat, 1/2".....	8
5*		*NOT USED*		12*	36053	WDMT,Hyd Filter Mntg Bracket.....	1
6	36717	Breather,10-MIC,5 PSI,-20 SAE	1	13	36054	FILTER HEAD,5PSI BYPASS.....	1
7	29482	Bracket, HYD Tank, Mount.....	2	14	36055	FILTER ELEMENT, 10 µm 10.7"	1

* ITEMS 3 AND 12 NOT SHOWN IN THE ILLUSTRATION

WHEN ORDERING PARTS, SPECIFY MODEL NUMBER, SERIAL NUMBER AND DESCRIPTION OF PARTS REQUIRED



CHARGER HYDRAULIC RESERVOIR

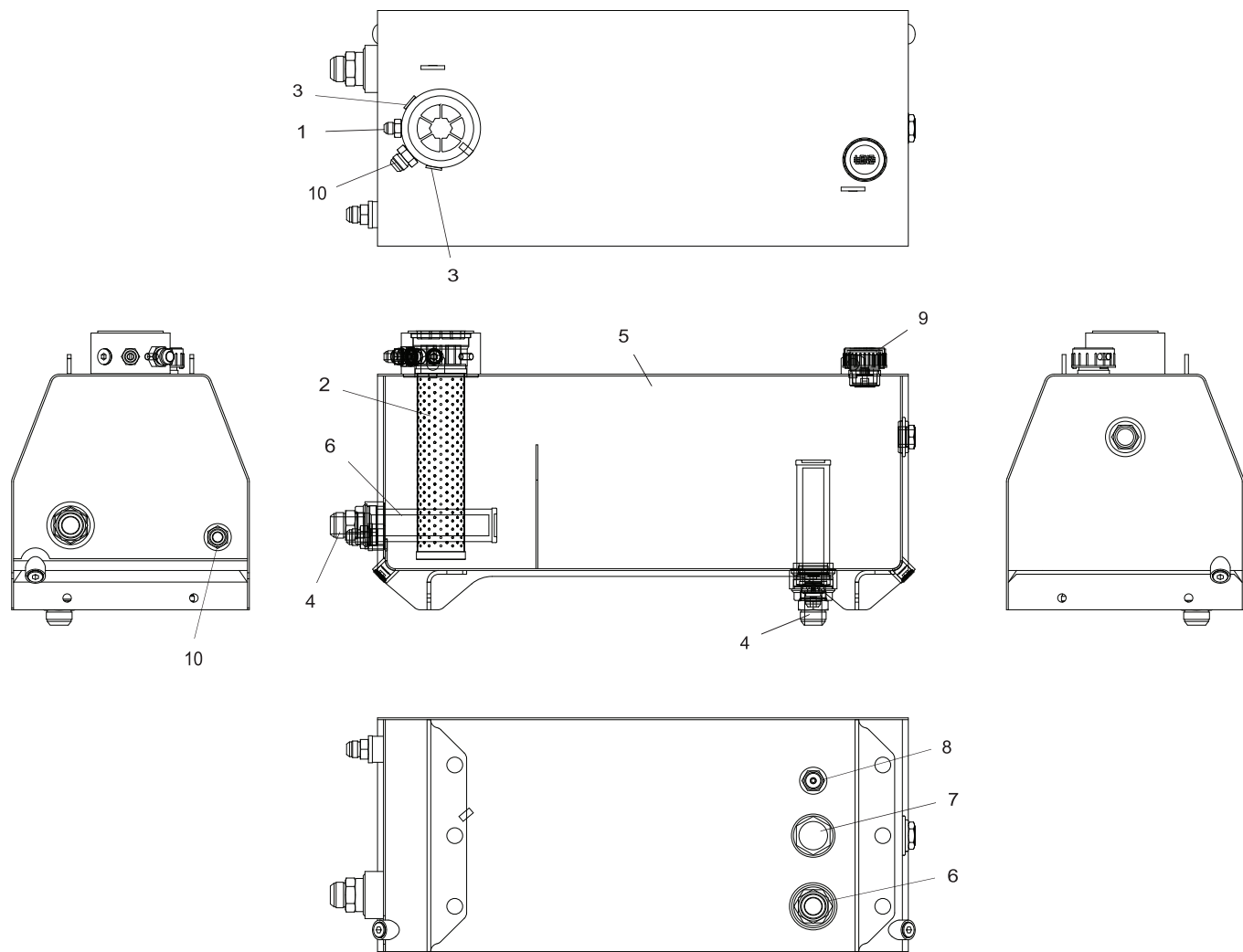
DATE: Released 10-2018

MODEL: FD

PAGE: 13.2

GROUP

13



REF	PART NO.	DESCRIPTION	QTY	REF	PART NO.	DESCRIPTION	QTY
37073				ASSY,HYD TANK,CHARGER			
1	12169	FTG,STREET, O-RNG,JIC, 1/2"TO DX5/8"	1	6	36711	Strainer,-32 SAE X -20 SAE, 100 MeshSAE-12 O-Ring Boss X -8...2	
2	29428	FILTER,10-MIC,25PSI BYPASS	1	7	36713	PLUG, PIPE - 24 SAE	1
3	29438	PLUG,BOSS,O-RING,#10 SAE	2	8	36714	VALVE,CHECK,BYPASS, -12 SAE X -12 JIC, 25 PSI CRACK.....	1
4	32663	FTG,ADAP,20 O-RING X 20 JIC	2	9	36717	BREATHER,10-MIC,5 PSI,-20 SAE....	1
5	36563	Reservoir, Hyd 17 Gal. W/O-Ring	1	10	41361	CON,STR,O-RINGx37FLARE, 2027-12-12	2

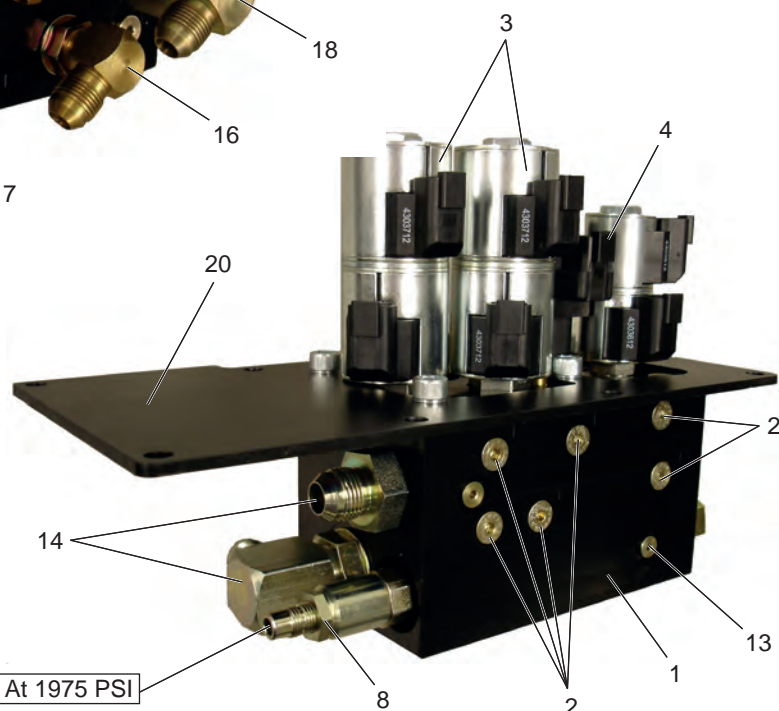

WHEN ORDERING PARTS, SPECIFY MODEL NUMBER, SERIAL NUMBER AND DESCRIPTION OF PARTS REQUIRED



CHARGER HYDRAULIC
TANK FITTINGS

DATE: Released 10-2018
MODEL: FD
PAGE: 13.3

GROUP
13



REF	PART NO.	DESCRIPTION	QTY	REF	PART NO.	DESCRIPTION	QTY
24327 / 31210 Manifold ASSY, ELECT/HYD							
1	27050	Manifold.....	1	12*	27061	Plug 1/4" SAE O-Ring #4.....	5
2	27051 [†]	Check Valve Load Sense	6	13	27062	Plug 1/8" SAE O-Ring #2.....	6
	31212 [‡]	Plug, Cavity, 2 Way, 02.....	2	14	27063	SAE-12 O-Ring Boss X -8	
3	27052	Valve 4-Way Proportional	2			Male JIC ST	2
4	27053 [†]	Valve 4-Way On/Off.....	1	15*	33437	Shield, ELECT/HYD, MY12	1
	31211 [‡]	Plug, Cavity, 4 Way, 08.....	1	16	27065	SAE-8 O-Ring Boss X -8	
5	28828	Valve Logic Element 190#.....	1			Male JIC 90'	3
6	27055	Valve Counter Balance.....	1	17	27066 [†]	SAE-6 O-Ring Boss X -4	
7	27056	Valve Solenoid N.O. Poppet.....	1			Male JIC 90'	2
8	27057	Valve Relief (Or Cavity Plug).....	1		28132 [‡]	Plug, #6 O-Ring Boss	2
9	27058	1/16" Orifice Plug (.043)	1	18	27067	SAE-8 O-Ring Boss X -8	
10	27059	Valve PO Check 8 Size	1			Male JIC 90' Tall.....	1
11	27060	1/16" Orifice Plug (0.030)	1	19	27068	SHCS 3/8"-16 X 3/4 Zinc	4
				20	33421	Bracket ELECT/HYD	
						Manifold Mount	1

* ITEMS 12 & 15 ARE NOT SHOWN IN THE ILLUSTRATION

[†] ITEMS ARE APPLICABLE FOR 3 SPOOLS ASSEMBLY 24327

[‡] ITEMS ARE APPLICABLE FOR 2 SPOOLS ASSEMBLY 31210

WHEN ORDERING PARTS, SPECIFY MODEL NUMBER, SERIAL NUMBER AND DESCRIPTION OF PARTS REQUIRED



HYDRAULIC MANIFOLD

DATE: Released 10-2018

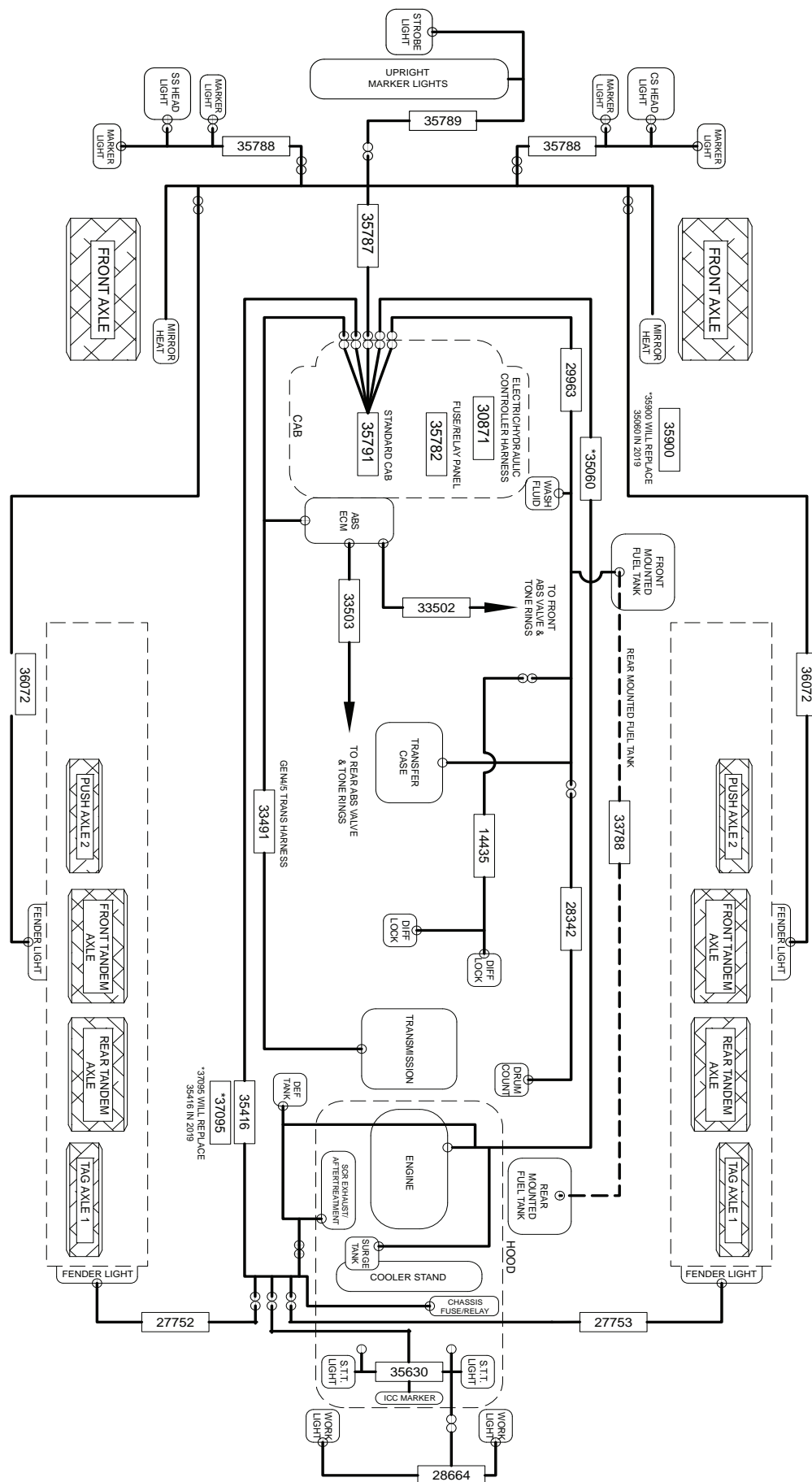
MODEL: FD

PAGE: 13.4

GROUP

13

ELECTRICALS



WHEN ORDERING PARTS, SPECIFY MODEL NUMBER, SERIAL NUMBER AND DESCRIPTION OF PARTS REQUIRED



WIRING HARNESS, L9

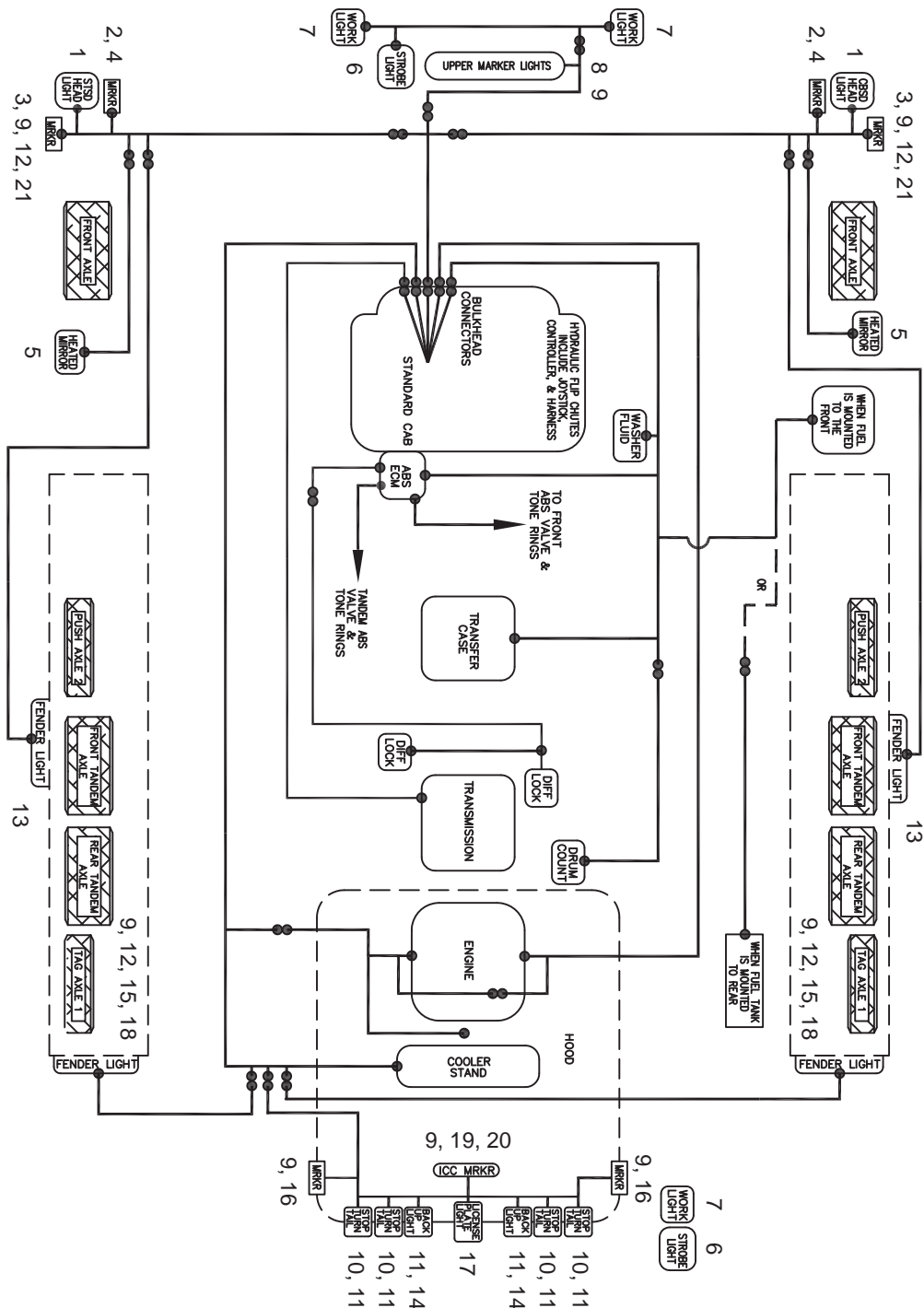
DATE: Released 10-2018

MODEL: FD

PAGE: 14.1

GROUP

14



REF PART NO. DESCRIPTION

1	36774	Headlight, 7" Round, Halogen, Glass Lens
2	36576	Light, Front/Park/Turn, Super 44, LED, Yellow Round, 6 Diode, 12V
3	36574	Light, Marker/Clearance, 33 Series, Dual Function, LED, Yellow Round, 1 Diode
4	40663	4" Rubber Grommet (Front Turn)
5	11522	Mirror, Heated, 7 X16
6	32390	Light, Strobe, LED, Class 1
7	23212	Light, Flood, Top Mount
8	23597	Light, LED, CLR/MKR, Amber, RND, 2-1/2"
9	35632	Grommet, Hood, Top, & Side Marker
10	40661	4" RND, LED, Stop/Tail/Turn Light

REF PART NO. DESCRIPTION

11	40663	4" Rubber Grommet
12	36603	JUMPER, MKR/TURN, PENNY LAMP
13	31430	Light, Marker, Amber, LED W/Gasket
14	33606	Light, Back-Up, LED Round
15	36575	Light, Marker/Clearance/Turn Red, LED Round, 1 Diode
16	35633	Light, Hood, 3/4" Penny Side/Marker Lamp
17	30233	Light, License Plate, LED
18	14771	Reflectors, Red
19	35634	Light, Hood, 3/4" Penny, Dual Function
20	35631	Light, Hood, 3/4" Penny, B/U Lamps
21	36577	Reflector, 2" Round, Yellow, 1-Screw

WHEN ORDERING PARTS, SPECIFY MODEL NUMBER, SERIAL NUMBER AND DESCRIPTION OF PARTS REQUIRED



CHARGER MIXER LIGHTING

DATE: Released 10-2018

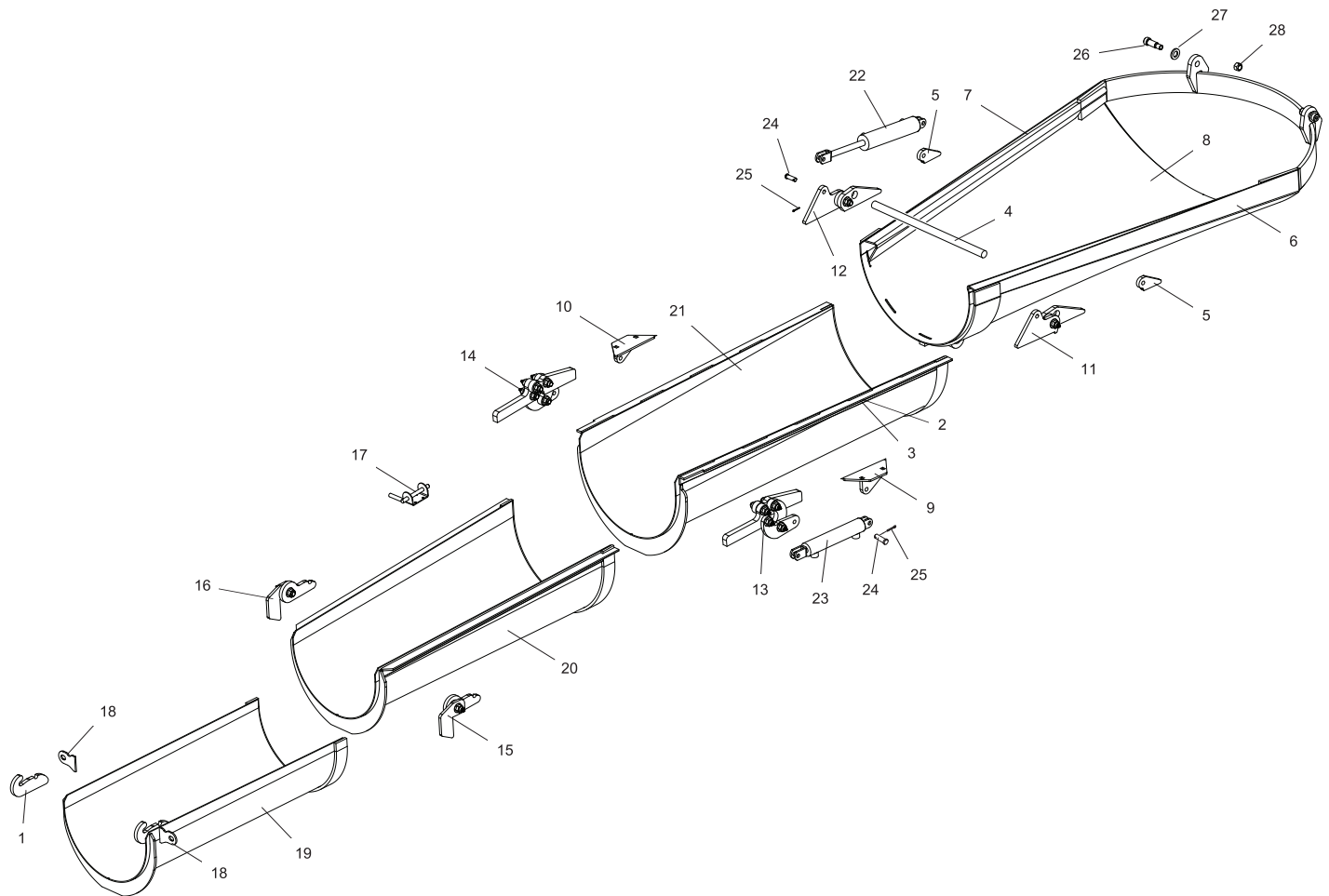
MODEL: FD

PAGE: 14.2

GROUP

14

CHUTES



REF	PART NO.	DESCRIPTION	QTY	REF	PART NO.	DESCRIPTION	QTY
1	12664	Hook, Main Chute	2	18*	35875	PLATE, STD #4 CHUTE LATCH.....	1
2	19014	NUT, HEX, 5/16"-18, PF	2		35876	PLATE, PVR #4 CHUTE LATCH	1
3	19091	Bolt,HCS,5/16"-18 X 2-1/2",PF,GR8...	2	19*	35877	WDMT, CHUTE SECTION #4	
4	20585	Rod, Main Chute Hinge Support	1			STD 2017.....	1
5	21840	Lug, Main Chute Hydraulic Cylinder...	2		35878	WDMT, CHUTE SECTION #4	
6	21849	Rail, Hyd Main Chute, Left Side	1			PVR 2017	1
7	21850	Rail, Hyd Main Chute, Right Side.....	1	20*	35879	WDMT, CHUTE SECTION #3	
8	22848	WDMT,MAIN CHUTE,44",STD.....	1			STD 2017.....	1
9	22863	WDMT, #2 SEC RDS D HYD			35880	WDMT, CHUTE SECTION #3	
		Pivot Base	1			PVR 2017	1
10	22864	WDMT, #2 SEC CBS D HYD		21	35881	WDMT, CHUTE SECTION #2 2017....	1
		Pivot Base	1	22	31683	CYL, Chute Flip, Offset Ports.....	2
11	28744	ASSY, Hinge, #1, LH	1	23	16099	CYL, Chute, HYD, Fold Down.....	2
12	28745	ASSY, Hinge, #1, RH.....	1	24	19205	Pin, Clevis, 1/2 X 1-1/2"	8
13	28746	ASSY, Hinge, #2, LH	1	25	19060	Pin, Cotter, 1/8" X 1", GR2.....	8
14	28747	ASSY, Hinge, #2, RH.....	1	26	19097	Bolt, Stripper, 3/4 X 1-1/2 AL.....	2
15	28748	ASSY,HINGE,#3,LH	1	27	19039	Washer, Structural, 3/4", A325, PF	2
16	28749	ASSY,HINGE,#3,RH.....	1	28	19351	Nut, Lock, Top, 5/8"-11, ZP, GRC.....	2
17	35599	Latch, Spring, Flip Chute Retaining ...	1	29*	19515	Liner, Main Chute..(not shown)	1

WHEN ORDERING PARTS, SPECIFY MODEL NUMBER, SERIAL NUMBER AND DESCRIPTION OF PARTS REQUIRED



CHUTE, HYD FLIP, 4 SECTION

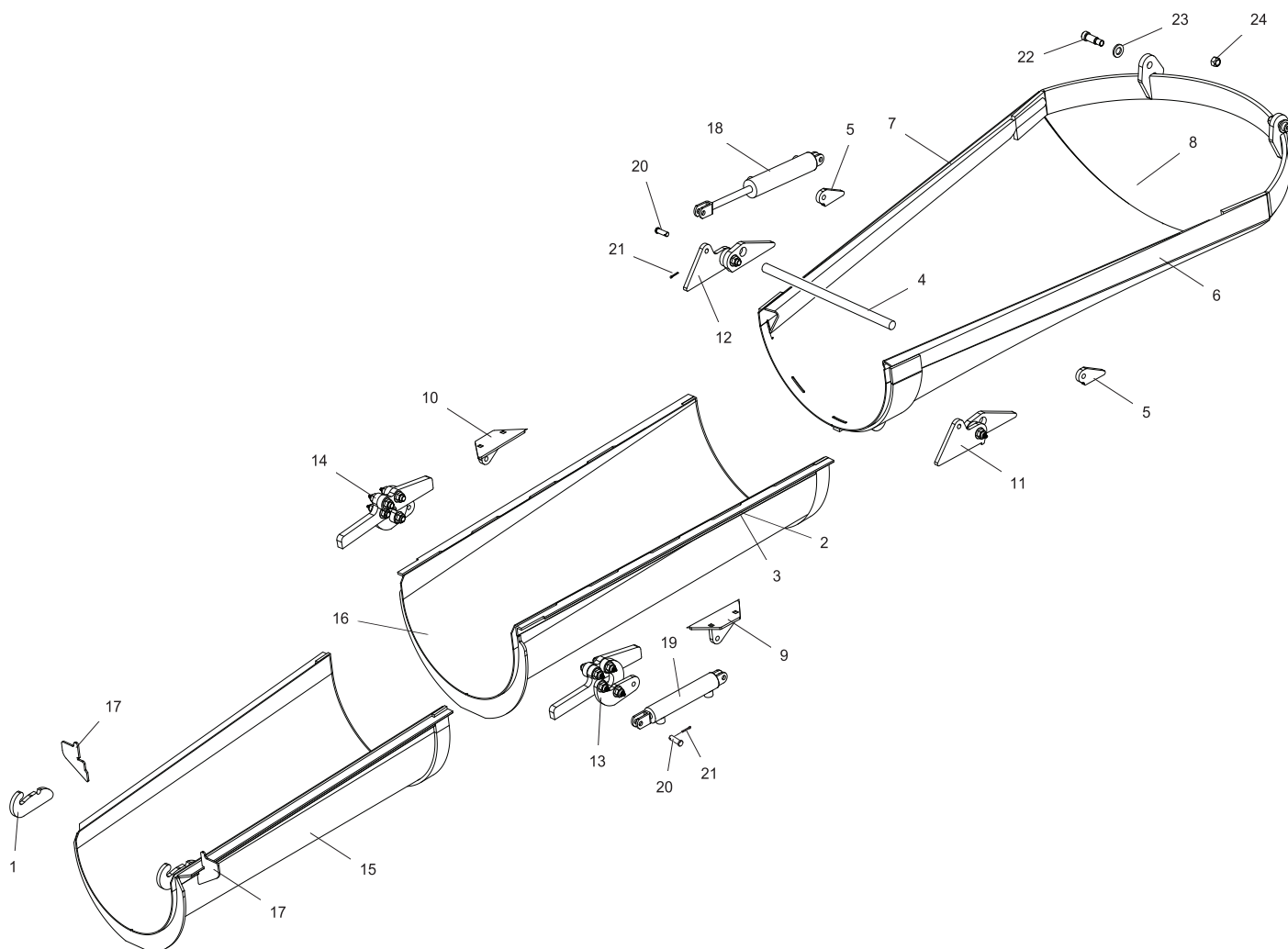
DATE: Released 10-2018

MODEL: FD

PAGE: 15.1

GROUP

15



REF	PART NO.	DESCRIPTION	QTY	REF	PART NO.	DESCRIPTION	QTY
1	12664	Hook, Main Chute.....	2	15	35879	WDMT, CHUTE SECTION #3 STD 2017	1
2	19014	NUT, HEX, 5/16"-18, PF	2		35880	WDMT, CHUTE SECTION #3 PAVER 2017	1
3	19091	Bolt,HCS,5/16"-18 X 2-1/2",PF,GR8...	2		35881	WDMT, CHUTE SECTION #2 2017	1
4	20585	Rod, Main Chute Hinge Support	1		35884	PLATE, CHUTE HINGE STOP	1
5	21840	Lug, Main Chute Hydraulic Cylinder...	2		35885	PLATE, CHUTE HINGE STOP, STD...	1
6	21849	Rail, Hyd Main Chute, Left Side	1	16	31683	CYL, Chute Flip, Offset Ports.....	2
7	21850	Rail, Hyd Main Chute, Right Side.....	1	17	16099	CYL, Chute, HYD, Fold Down.....	2
8	22848	WDMT,MAIN CHUTE,44",STD.....	1	18	19205	Pin, Clevis, 1/2 X 1-1/2"	8
9	22863	WDMT, #2 SEC RDSD HYD Pivot Base	1	19	19060	Pin, Cotter, 1/8" X 1", GR2.....	8
10	22864	WDMT, #2 SEC CBSD HYD Pivot Base	1	20	19097	Bolt, Stripper, 3/4 X 1-1/2 AL.....	2
11	28744	ASSY, Hinge, #1, LH	1	21	19039	Washer, Structural, 3/4", ASTM, A325, PF	2
12	28745	ASSY, Hinge, #1, RH.....	1	22	19351	Nut, Lock, Top, 5/8"-11, ZP, GRC.....	2
13	28746	ASSY, Hinge, #2, LH	1	23	19515	Liner, Main Chute.....	1
14	28747	ASSY, Hinge, #2, RH.....	1	24			
				25*			

*Not Shown

WHEN ORDERING PARTS, SPECIFY MODEL NUMBER, SERIAL NUMBER AND DESCRIPTION OF PARTS REQUIRED



CHUTE, HYD FLIP, 3 SECTION

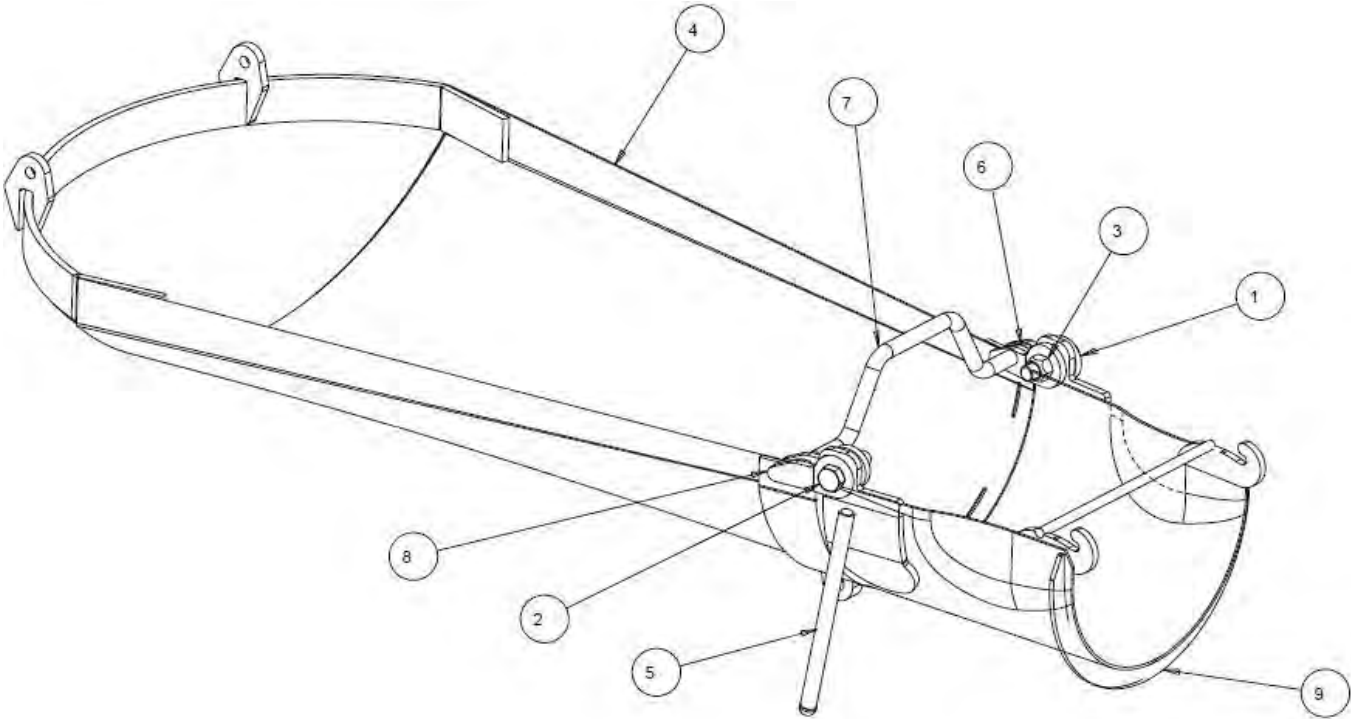
DATE: Released 10-2018

MODEL: FD

PAGE: 15.2

GROUP

15



REF	PART NO.	DESCRIPTION	QTY	REF	PART NO.	DESCRIPTION	QTY
1	12665	HINGE,PAVER FLIP CHUTE	2	9*	35882	WDMT, Chute Section, Manual Flip, STD, 2017	1
2	19215	BOLT,HHCS,1-8X3 1/2 GR8	2		35883	WDMT, Chute Section, Manual Flip, Paver, 2017	1
3	19355	NUT, HEX LOCK,1-8,GRC,ZP	2				
4	22848	WDMT,MAIN CHUTE,44",STD.....	1				
5	22939	WDMT,CHUTE HANDLE.....	2				
6	22941	SPACER,MANUAL FLIP HINGE	2	10*	19515	Liner Main Chute - Weld IN.....	1
7	30225	BRKT,SUPPORT,MANUAL		11*	20829	Liner, Flip Chute - Weld IN - Paver	1
		MAIN CHUTE	1				
8	31669	HINGE,PAVER FLIP CHUTE,RDSD ..	2				

* ITEMS 10 & 11 ARE NOT SHOWN IN THE ILLUSTRATION

WHEN ORDERING PARTS, SPECIFY MODEL NUMBER, SERIAL NUMBER AND DESCRIPTION OF PARTS REQUIRED



MANUAL FLIP CHUTES

DATE: Released 10-2018
MODEL: FD
PAGE: 15.3

GROUP
15



REF PART NO. DESCRIPTION

1	12666	Extension Chute, STL, Terex-14GA
2	15316	Extension Chute, Paver, STL, 18"
3	12674	Extension Chute, STD, ALUM, 16"
4	18068	Extension Chute, Paver, AL
5	20299	Extension Chute, STD, AL W/AL Liner
6	24133	Extension Chute, Paver AL, AL W/AL Liner
7	23521	Chute, EXT, Terex PREM, W/LNR, UNPN
8	32478	EXT CHT, STD AL W/HD AL Liner, ERNST

REF PART NO. DESCRIPTION

ITEMS 9 - 12 AVAILABLE THROUGH AFTERMARKET

9	17051	WDMT, Chute, Slip Form, STL, 16" X 2'
10	26971	WDMT, Chute, Slip Form, AL, 16" X 2'
11	28780	WDMT, Chute, Stub, 16", Advance, STL
12	28778	WDMT, Chute, Stub, 18", Paver, STL

WHEN ORDERING PARTS, SPECIFY MODEL NUMBER, SERIAL NUMBER AND DESCRIPTION OF PARTS REQUIRED



EXTENSION CHUTES

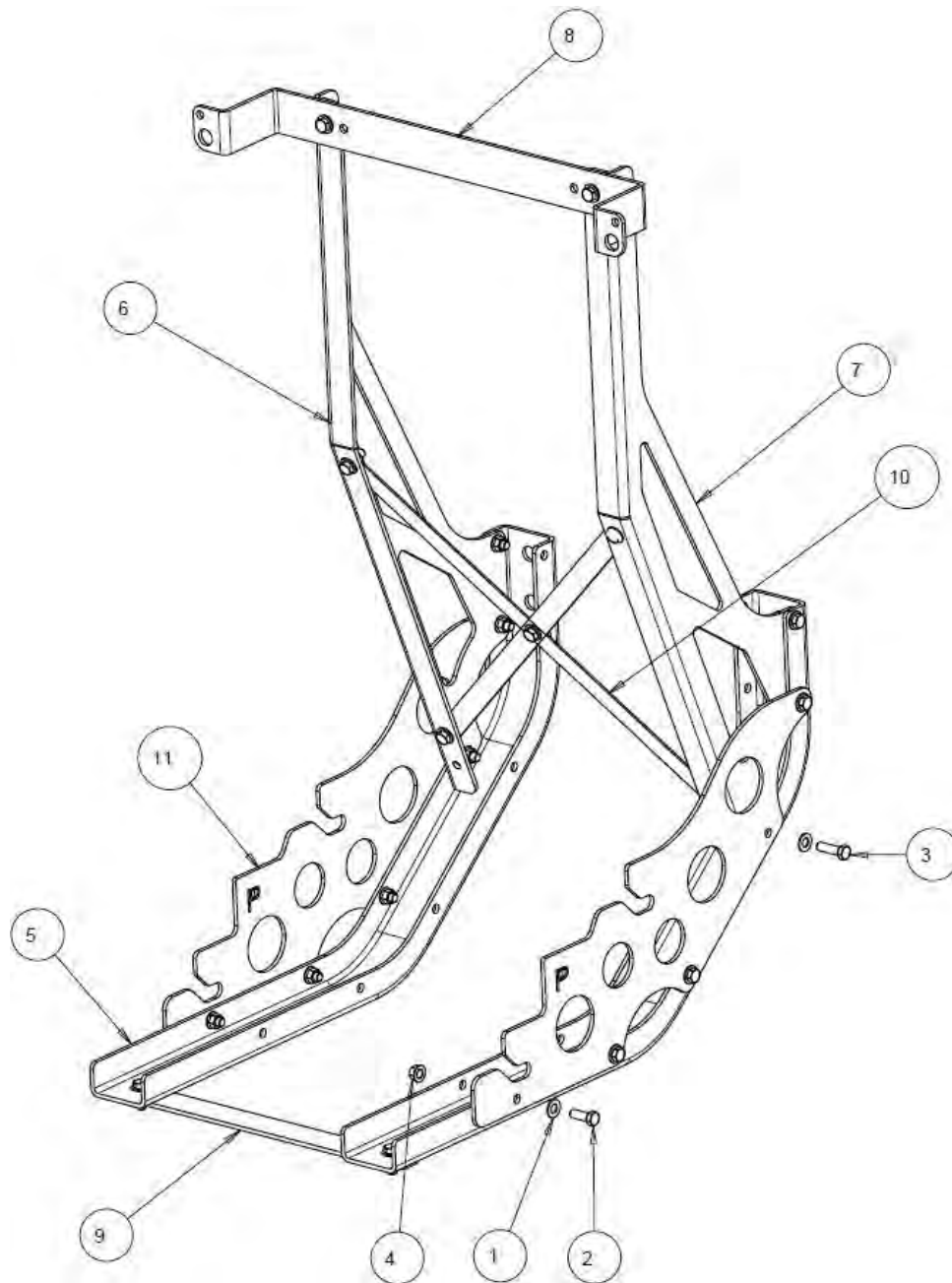
DATE: Released 10-2018

MODEL: FD

PAGE: 15.4

GROUP

15



REF	PART NO.	DESCRIPTION	QTY	REF	PART NO.	DESCRIPTION	QTY
	36557	KIT, VERTICAL CHUTE CARRIER, STD	8*		36426	PLATE, CHUTE SUPPORT, UPPER REST, STD	1
	36693	KIT, VERTICAL CHUTE CARRIER, PVR			36427	PLATE, CHUTE SUPPORT, UPPER REST, PAVER	1
	36694	KIT, VERT CHUTE CARRIER, PREMIER					
1	19046	WASHER,FLAT,3/8".....	21	9*	36428	BRACE, CHUTE CARRIER, STD	1
2	19105	BOLT,HHCS,3/8" X 1",PF,GR8	17		36429	BRACE, CHUTE CARRIER, PVR	1
3	19107	BOLT,HHCS,3/8" X 1-1/4",PF,GR8	4				
4	27017	NUT, FLANGE, 3/8"	21	10	36430	Brace, Chute Carrier	2
5	36421	CHANNEL, CHUTE CARRIER	2	11*	36424	Plate, Chute Carrier Rack	2
6	36422	Support, Chute Carrier, UPR-LT	1		36425	Plate, Chute Carrier Rack, PVR	2
7	36423	Support, Chute Carrier, UPR-RT	1		37061	Plate, Chute Carrier Rack, PVR	2

WHEN ORDERING PARTS, SPECIFY MODEL NUMBER, SERIAL NUMBER AND DESCRIPTION OF PARTS REQUIRED



CHARGER CHUTE CARRIER

DATE: Released 10-2018

MODEL: FD

PAGE: 15.5

GROUP

15

BARRELS



Terex® Charger Series mixer drums are built with high quality, abrasion resistant grade steel which provides long life, severe-duty performance with any aggregate.

Terex® Charger Series service replacement drums are available in one 'Standard' configuration, featuring:

- 3/16-inch AR 400 (Shell)
- 1/4-inch AR 250 (Fins)

For your convenience, Terex mobile-service technicians are available to perform measuring, thickness testing and installations at your site. Fin kits to rebuild your drum are available for customer installation, or custom installation by Terex personnel.

The best way to protect your investment and keep costs down is to use genuine OEM Terex replacement parts manufactured to your mixer's exact specifications to maximize productivity. For more information or to place an order, call toll free (800) 433-6691 or fax (260) 497-0939.

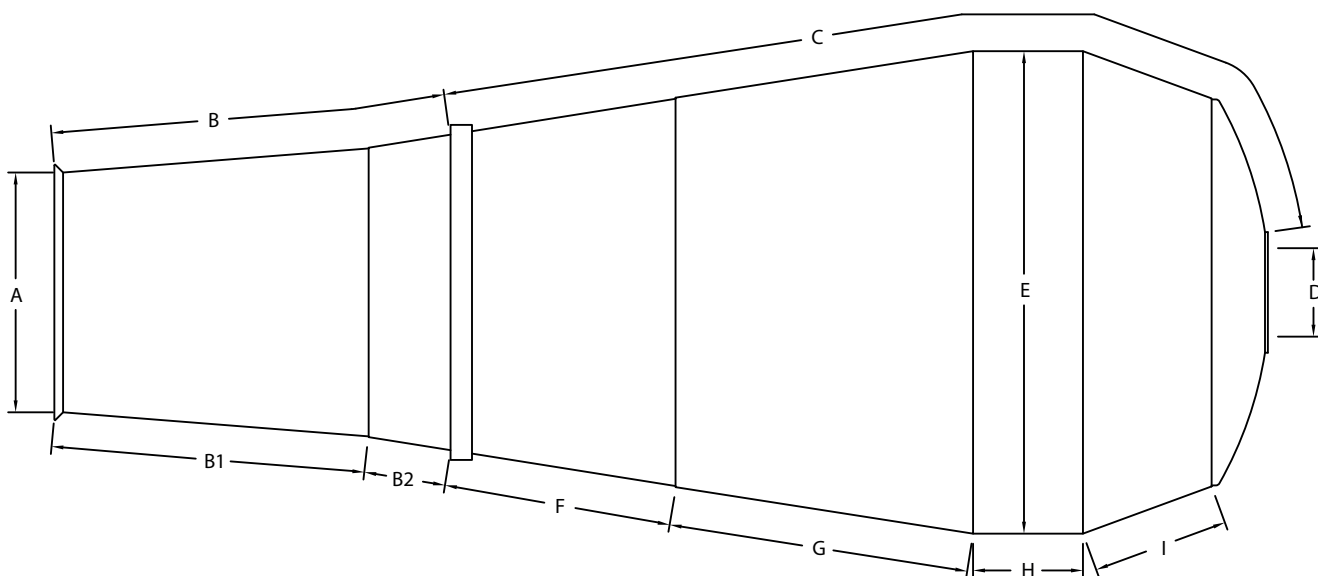
WHEN ORDERING PARTS, SPECIFY MODEL NUMBER, SERIAL NUMBER AND DESCRIPTION OF PARTS REQUIRED



CHARGER SERIES MIXER REPLACEMENT DRUMS

DATE: Released 10-2018
MODEL: FD
PAGE: 16.1

GROUP
16



Dimensions

- A. _____ Inside Drum
- B. _____ From Front Of Drum Including Flange To Front Of Roller Track
- B1. _____ Flange To Seam
- B2. _____ Seam To Front Of Track
- C. _____ Follow Curvature Of Drum From Front Of Roller Track To Drum Drive Flange On Head
- D. _____ Inside Diameter
- E. _____ Circumference Of Drum
- F. _____ Front Of Track To Seam
- G. _____ Seam To Seam
- H. _____ Seam To Seam
- I. _____ Seam To Seam

Number Of Bolts In Flange: _____

Mixer Serial Number: _____

Mixer Size: _____

Mixer Brand: _____

Customer Name: _____

Street Address: _____

City: _____

State & Zip: _____

Phone #: _____

Fax #: _____

Contact Name: _____

Options

Twin Hatch

Primed

Painted

<input type="checkbox"/>
<input type="checkbox"/>
<input type="checkbox"/>
<input type="checkbox"/>

Drum Configuration

Drum Shell Thickness:

3/16"	N/A
<input type="checkbox"/>	<input type="checkbox"/>

Fin Thickness:

N/A	1/4"
<input type="checkbox"/>	<input type="checkbox"/>

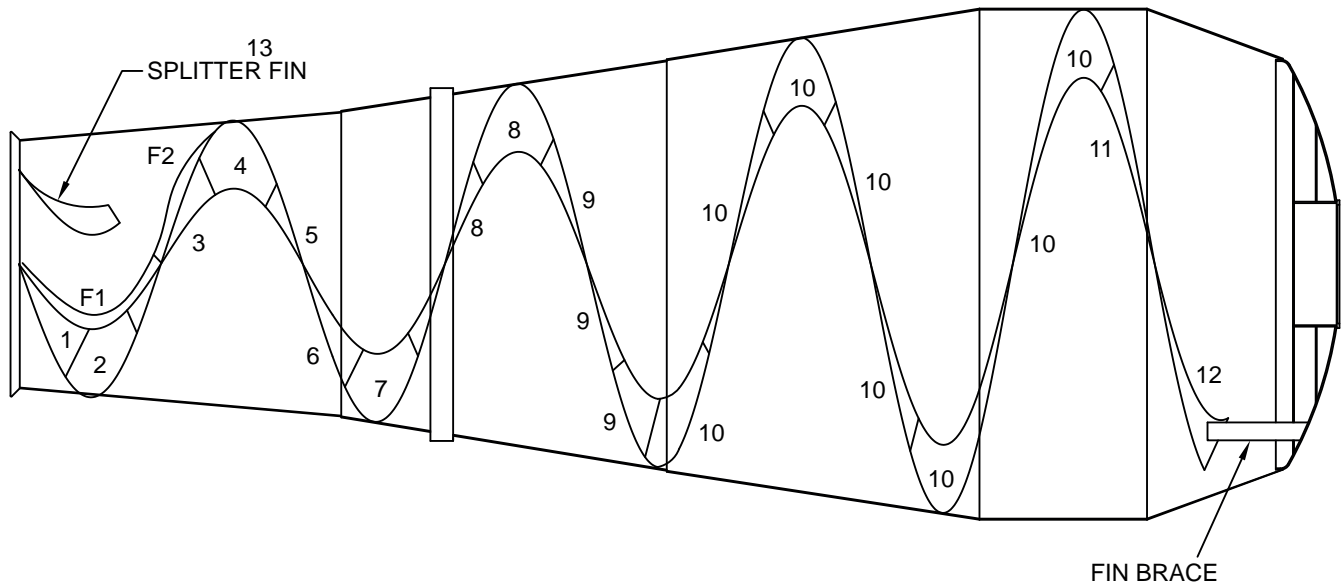
Terex Advance Mixer Inc. For information Call 1-800-433-6691 Fax 260-497-0939
WHEN ORDERING PARTS, SPECIFY MODEL NUMBER, SERIAL NUMBER AND DESCRIPTION OF PARTS REQUIRED



MEASUREMENT SHEET FRONT DISCHARGE DRUM

DATE: Released 10-2018
MODEL: FD
PAGE: 16.2

GROUP
16



Formed Fins Breakdown						
No	Description	10GA	3/16" AR230	1/4" AR230	3/16" AR400	QTY
1	FIN#1	28703				2
2	FIN#2	28704				2
3	FIN#3	28705				2
4	FIN#4		28706			2
5	FIN#5		28707			2
6	FIN#6		28710			2
7	FIN#7		28711			2
8	FIN#8		29055			4
9	FIN#9			29121	28720	8
10	FIN#10			29122	28721	12
11	FIN#11			29123	28724	2
12	FIN#12			29124	28725	2
13	SPLITTER FIN	27870				2
F-1	FLIGHT#1	28708				2
F-2	FLIGHT#2	28709				2
	FIN BRACE				16352	2
	UNIVERSAL CAP		31374			AR

WHEN ORDERING PARTS, SPECIFY MODEL NUMBER, SERIAL NUMBER AND DESCRIPTION OF PARTS REQUIRED



CHARGER FIN BREAKDOWN

DATE: Released 10-2018

MODEL: FD

PAGE: 16.3

GROUP

16

MISCELLANEOUS FORMS

Photocopy forms as needed

TRUCK MIXER MANUFACTURERS BUREAU

Affiliated with National Ready Mixed Concrete Association

900 SPRING STREET
SILVER SPRING, MD. 20910



Telephone: (301) 587-1400

FAX: 585-4219

Peter T. Vlahos., Executive Secretary

Request for Replacement of Lost or Damaged Rating Plate

TO BE COMPLETED BY MIXER OWNER:

The undersigned company is the owner of the ready mixed concrete truck or trailer with a rated mixer capacity of _____ cubic yards, to which was attached a rating plate issued by the Truck Mixer Manufacturers Bureau bearing NRMCA Registry No. _____. This mixer was manufactured by _____ and bears manufacturer's Serial No. _____.

Said rating place was stolen _____, lost _____, destroyed _____, damaged _____. I hereby request that the Truck Mixer Manufacturers Bureau issue a replacement rating plate for this mixer.

(NAME OF COMPANY)

(STREET)

(CITY)

(STATE)

(ZIP)

(AUTHORIZED OFFICER)

(TITLE)

The above should be filled out and forwarded to the mixer manufacturer with check *made payable to the Truck Mixer Manufacturers Bureau* covering the charge for the new plate, computed at a rate of \$25 per plate.

- OVER -

TO BE COMPLETED BY MIXER MANUFACTURER:

The undersigned member of the Truck Mixer Manufacturers Bureau certifies that it supplied to the owner above named a ready mixed concrete truck mixer of the rated capacity and bearing the rating plate above described. This company will make every effort to assure proper attachment of the replacement plate and certifies that the replacement plate will, to the best of our knowledge, be attached to the standard mixer described above.

Terex Advance Mixer, Inc.

(NAME OF MANUFACTURER)

By _____

(AUTHORIZED OFFICER)

NOTE: The Bureau recognizes that in rare instances records may have been lost or destroyed so that it is impossible for the owner or the manufacturer to furnish information as to the NRMCA Registry Number of the original plate for which replacement is requested. In such case, the manufacturer must execute the following:

The undersigned member of the Truck Mixer Manufacturers Bureau certifies that the replacement plate requested above will be attached to a standard mixer manufactured by this company, with the rated capacity indicated above, and which did originally carry a Bureau rating plate. It is further certified that this mixer still conforms to the Bureau's Standards and is still entitled to bear a rating plate.

Terex Advance Mixer, Inc.

(NAME OF MANUFACTURER)

By _____

(AUTHORIZED OFFICER)

To the Manufacturer: If NRMCA Registry Number is not available for some reason, please give year mixer was originally shipped: _____

When Completed -- Please Return With Payment to:

Attn: Plate Request
Truck Mixer Manufacturers Bureau
900 Spring Street
Silver Spring, MD 20910

FAX: (301) 587-4260
PHONE: (301) 587-1400



Concrete Mixer Truck Speedometer Request Form

☐ WHITE FACE ☐ BLACK FACE

DATE: _____

COMPANY NAME: _____

CONTACT NAME: _____

PHONE NUMBER: _____

FAX NUMBER: _____

TRUCK MODEL YEAR: _____

FULL TRUCK VIN NUMBER: _____

DATE IN SERVICE: _____

DATE OF FAILURE: _____

MILES TO BE PROGRAMMED: _____

HOURS TO BE PROGRAMMED: _____

SENDING UNIT LOCATION: ☐ TRANSFER CASE ☐ TRANSMISSION

I CERTIFY THAT THE ABOVE INFORMATION REGARDING MACHINE HOURS AND MILEAGE IS ACCURATE

SHIP TO ADDRESS

PRINTED NAME

ADDRESS _____

CITY _____

SIGNATURE

STATE _____ ZIP _____

Please complete this form and fax to the Terex Parts Department

FAX: (260) 497-0939

CONCRETE READY-MIX PARTS TEAM



CREDIT APPLICATION

Please return by fax to: 260-969-4528 Attn: Cindy Mullins

NAME & ADDRESS

Legal Company Name: _____

DBA: _____

Address: _____ City: _____ St: _____ Zip: _____

Telephone: _____ Fax: _____ E-mail: _____

In Business Since: _____ A/P: Contact: _____

DELIVERY ADDRESS

Address _____

City _____

Zip _____

☐ TAXABLE ☐ NON-TAXABLE / IF TAX-EXEMPT, TAX EXEMPT CERTIFICATE MUST BE PROVIDED

BANK REFERENCES

Institution Name: _____

Address: _____ City: _____ St: _____ Zip: _____

Telephone: _____ Fax: _____ Contact: _____

TRADE REFERENCES:

Company Name: _____

Address: _____ City: _____ St: _____ Zip: _____

Telephone: _____ Fax: _____ Contact: _____

Company Name: _____

Address: _____ City: _____ St: _____ Zip: _____

Telephone: _____ Fax: _____ Contact: _____

Company Name: _____

Address: _____ City: _____ St: _____ Zip: _____

Telephone: _____ Fax: _____ Contact: _____

I certify the information contained in this credit application is complete and accurate. I further understand the information provided above will be used for the purpose of obtaining credit with Terex Advance Mixer. I/We authorize Terex Advance Mixer to investigate the references listed and perform a general credit check as it pertains to the applicant's financial responsibility.

Name: _____ Date: _____

Print Name: _____ Title: _____

[illegible]

[illegible]



TEREX®



TEREX ADVANCE MIXER
7727 FREEDOM WAY • FORT WAYNE, IN 46818

www.terexmixerparts.com

(800) 433-6691

© 2018 Terex Corporation • All Rights Reserved