

TECHNICAL
DATASHEET

FRANNA[®]
A TEREX BRAND

MAC 25-4 PICK AND CARRY CRANE



MAXIMUM CAPACITY
25t



MAXIMUM BOOM LENGTH
18.4m



MAXIMUM HOOK HEIGHT
18m

terex.com/franna



OVERVIEW

The MAC 25-4 is a mobile articulated crane with a maximum lifting capacity of 25 tonne (27 USt). The MAC 25-4 offers maximum safety, excellent roadability, intuitive operation and unmatched versatility. Over the years its design has been tried, tested and proven in a range of difficult lifting applications and is still a customer favourite today.

A superlift (SL) upgrade is also available on the MAC 25-4 as an additional option. The SL kit works in tandem with the existing MAC 25 counterweight, adding a low slung additional counterweight piece to the rear of the machine, increasing the rated capacity of the machine.



⚙️ KEY FEATURES AND BENEFITS:

- ▶ 25 tonne at 1.4m radius
- ▶ 14.8 tonne at 3.0m radius
- ▶ 1.8 tonne at 15.7m radius
- ▶ 18m hook height
- ▶ Single line pull 4.2 tonne
- ▶ Increased rated capacity of up to 30% with SL option
- ▶ Dynamic LMI (Patent Protected)
- ▶ Unique boom head design allows for maximum clearance
- ▶ Easy access to all key maintenance points



TECHNICAL DESCRIPTION

01. Boom

Maximum boom length	18.4m
Maximum hook height	18m
Boom elevation angle range	-10° / 65°
Maximum hook height with jib	20.5m
Articulation	40° R / 40° L
Machinery hook	15 tonne

02. Winch

Maximum line pull	4.2 tonne
Two speed winch	38m/min / 76m/min
Hook block (6 part)	25 tonne maximum rated capacity

03. Engine & Transmission

Standard engine	Mercedes OM 906
Engine power	205kW
Engine torque	1100 Nm
Fuel Type	Diesel
Fuel Capacity	440 litre
Transmission	Allison 6 speed
Transfer case	ZF 2:1 Ratio

04. Hydraulic System

Axial piston pump	62cc/rev
Maximum pump flow rate	130 litre/min
Maximum working pressure	250 bar
Hydraulic tank capacity	380 litre

05. Chassis

Front Axle	11,900 kg
Rear Axle	12,000kg
Axle total	23,900 kg
Turning circle	7.9m

06. Brakes & Suspension

Brake System	Air operated drum brakes
Suspension	Elliptic springs with hydraulic spring lockouts on front axle

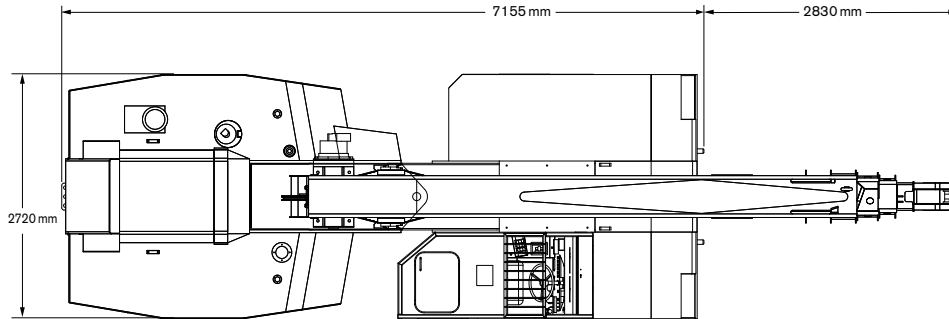
07. Vehicle Performance

Maximum rated travel speed	80 km/h
Gradeability	45%

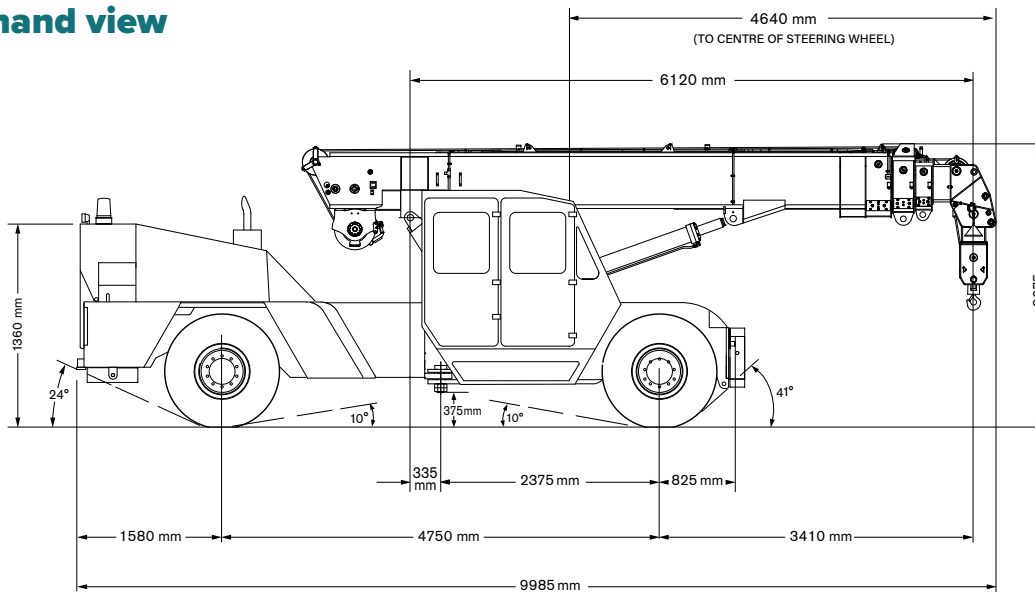


DIMENSIONS / AREA OF OPERATION

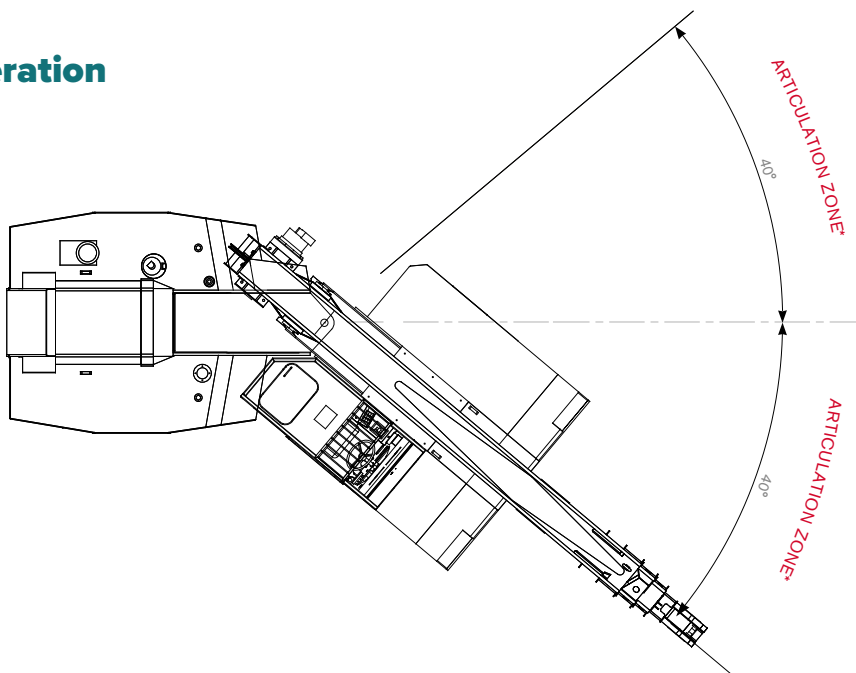
Plan view



Right hand view



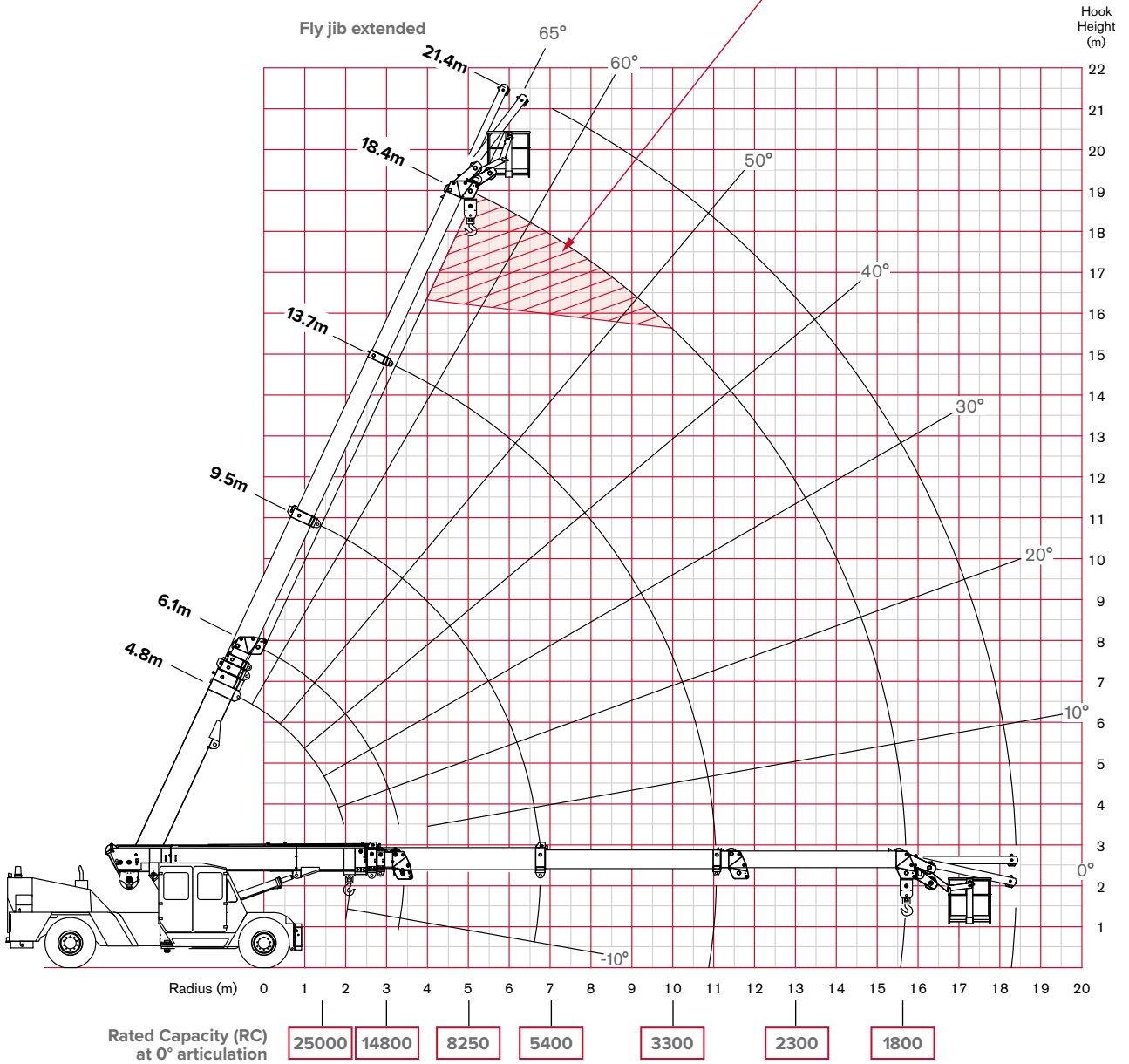
Area of operation



RADIUS LOAD CHART



Hook will not reach ground when boom head is in the region if the hook block is reeved on 6 parts



NOTE: Rated Capacity values shown are for the Pick and Carry Chart.



LOAD CHART

RATED CAPACITY CHART - FALL BLOCK

RAD	BOOM LENGTH TO HEAD SHEAVES - 3rd BOOM RETRACTED												3rd BOOM EXTENDING				RAD		
	6.12	6.50	7.00	7.50	8.00	8.50	9.00	9.50	10.00	11.00	12.00	13.00	14.00	15.00	16.00	17.00		18.42	
m	kg	kg	kg	kg	kg	kg	kg	kg	kg	kg	kg	kg	kg	kg	kg	kg	kg	m	
1.4	25000	25000	25000	25000	24500	23950	23550											1.4	
	24800	24800	24800	24750	24550	24000	23600												
2.0	49	52	56	58	61	63	65											2.0	
	22950	22950	22900	22900	22850	22800	22800	22750	22750										
2.5	20550	20550	20500	20450	20450	20400	20350	20350	20300									2.5	
	41	45	49	52	55	58	60	62	64										
	18100	18100	18050	18000	18000	17950	17950	17900	17900	17850									
	17300	17300	17250	17250	17200	17200	17150	17150	17100										
3.0	16150	16150	16100	16100	16050	16050	16000	16000	15950	15100								3.0	
	33	38	43	47	51	54	56	58	60	64									
	14800	14800	14800	14800	14750	14750	14700	14700	14700	14650	14550								
	14200	14150	14150	14150	14100	14100	14050	14050	14050	14000	13450								
3.5	13200	13200	13200	13150	13150	13100	13100	13100	13050	12650	11450							3.5	
	22	30	36	41	46	49	52	54	57	60	64								
	12500	12450	12450	12450	12450	12400	12400	12400	12350	12350	12300	12300							
	11950	11900	11900	11900	11900	11850	11850	11850	11800	11800	11750	11600							
4.0	11100	11100	11100	11050	11050	11050	11000	11000	11000	10850	9900	9100						4.0	
	(3.5)	19	28	35	40	44	47	50	53	57	61	63							
		11100	10700	10700	10700	10700	10650	10650	10650	10600	10600	10600	10550						
		10600	10200	10200	10200	10200	10200	10200	10150	10150	10150	10100	10100	10100					
5.0		9850	9500	9500	9500	9500	9450	9450	9450	9400	8750	8050	9400					5.0	
		(3.9)	18	27	34	39	43	46	49	54	58	61	63						
			9650	8500	8250	8250	8250	8250	8200	8200	8150	8150	8200	8300	8400				
			9200	8100	7850	7850	7850	7850	7850	7800	7800	7800	7750	7850	7900	7950			
6.0			8550	7500	7250	7250	7250	7250	7250	7250	7050	6500	6100	5800	5600	5400		6.0	
			(4.4)	(4.9)	17	26	32	37	40	46	51	55	58	61	63	65			
					7550	6750	6600	6600	6600	6600	6550	6550	6500	6600	6700	6750	6850		
					7200	6450	6250	6250	6250	6250	6250	6250	6200	6300	6350	6450	6400		
7.0					6650	5950	5800	5800	5800	5800	5750	5450	5100	4850	4700	4550	4400	7.0	
					(5.4)	(5.9)	16	24	30	38	44	49	53	56	59	61	64		
							6100	5550	5400	5400	5400	5400	5400	5450	5550	5600	5700		
							5800	5250	5150	5150	5150	5100	5100	5150	5250	5350	5400		
8.0							5350	4850	4750	4750	4700	4700	4350	4200	4050	3950	3800	8.0	
							(6.4)	(6.9)	15	29	37	42	47	51	54	57	60		
									5050	4550	4550	4550	4550	4600	4650	4750	4800		
									4800	4300	4300	4300	4300	4350	4400	4500	4600		
9.0									4400	3950	3950	3950	3850	3650	3550	3450	3350	9.0	
									(7.4)	14	27	35	41	45	49	52	56		
											4250	3850	3850	3850	3900	4000	4150		
											4000	3650	3650	3650	3700	3750	3850		3950
10.0											3650	3300	3300	3300	3250	3150	3050	2950	10.0
											(8.4)	14	26	34	39	44	47	52	
												3600	3300	3300	3350	3450	3500	3600	
												3400	3100	3100	3150	3250	3300	3400	
11.0												3100	2800	2800	2900	2850	2750	2650	11.0
												(9.4)	13	25	33	38	42	47	
													3100	2850	2900	3000	3050	3150	
													2950	2700	2750	2850	2900	3000	
12.0													2650	2400	2500	2550	2500	2400	12.0
													(10.4)	13	24	32	37	43	
														2700	2550	2650	2700	2800	
														2550	2400	2450	2550	2600	
13.0														2250	2150	2200	2300	2200	13.0
														(11.4)	12	24	31	38	
															2400	2300	2400	2450	
															2250	2150	2250	2300	
14.0															2000	1950	2000	2050	14.0
															(12.4)	12	23	32	
																2200	2100	2200	
																1850	1750	1850	
15.0																2000	1950	15.0	
																(13.4)	12		25
																	1650		1650
																	(14.4)		17
15.71																	1800	15.71	
																	1450		
																	(15.8)		

WINCH RATED CAPACITY

SINGLE PART	4200
TWO PARTS	8400
FOUR PARTS	16800
SIX PARTS	25000

UNITS:

- ANGLES IN DEGREES
- LENGTHS IN METRES
- LOAD IN KILOGRAMS

KEY:

8250	RC @ ARTIC:	0°	PITCH:	-2.3	ROLL:	-1.0
7850	RC @ ARTIC:	25°	PITCH:	-2.3	ROLL:	-3.0
7250	RC @ ARTIC:	40°	PITCH:	-2.3	ROLL:	-3.5
17	BOOM ANGLE					
(5.9)	RADIUS AT ZERO BOOM ANGLE					

Note: Pitch & Roll angles indicated are representative of lifts based on firm level ground with tyres at specified pressures.

MAC 25-4 WORKING



OUR LOCATIONS



Brisbane (Head Office)

Terex Australia Pty Ltd
585 Curtin Avenue East (PO Box 1396)
Eagle Farm QLD 4009, Australia

Tel: +61 7 3868 9600

Fax: +61 7 3268 2489

Services: Manufacturing, Sales, Service, Parts

Sydney

Terex Australia Pty Ltd
114 Hassall Street
Wetherill Park NSW 2164, Australia

Tel: +61 2 8786 4444

Fax: +61 2 8786 4455

Services: Sales, Service, Parts

Melbourne

Terex Australia Pty Ltd
133 Logis Boulevard
Dandenong South VIC 3175, Australia

Tel: +61 3 8794 4170

Fax: +61 3 9551 8143

Services: Sales, Service, Parts

Perth

Terex Australia Pty Ltd
39 Catalano Road
Canning Vale WA 6155, Australia

Tel: +61 8 9232 0000

Fax: +61 8 9232 0051

Services: Sales, Service, Parts

Tel: 1800 837 395

Email: franna@terex.com

The material in this document is for information only and is subject to change without notice.
Franna® assumes no liability resulting from errors or omissions in this document, or from the use of the information contained herein.
Due to continual product development we reserve the right to change specifications without notice. Product performance figures given in this brochure are for guidance purposes only, this information does not constitute an expressed or implied warranty or guarantee, but shows test examples. These results will vary depending on application. Photographs are for illustrative purposes only; some or all of the machines in the illustrations may be fitted with optional extras. Please check with your Dealer for details on optional extras.
Published and Printed in November 2019.



www.terex.com/franna