

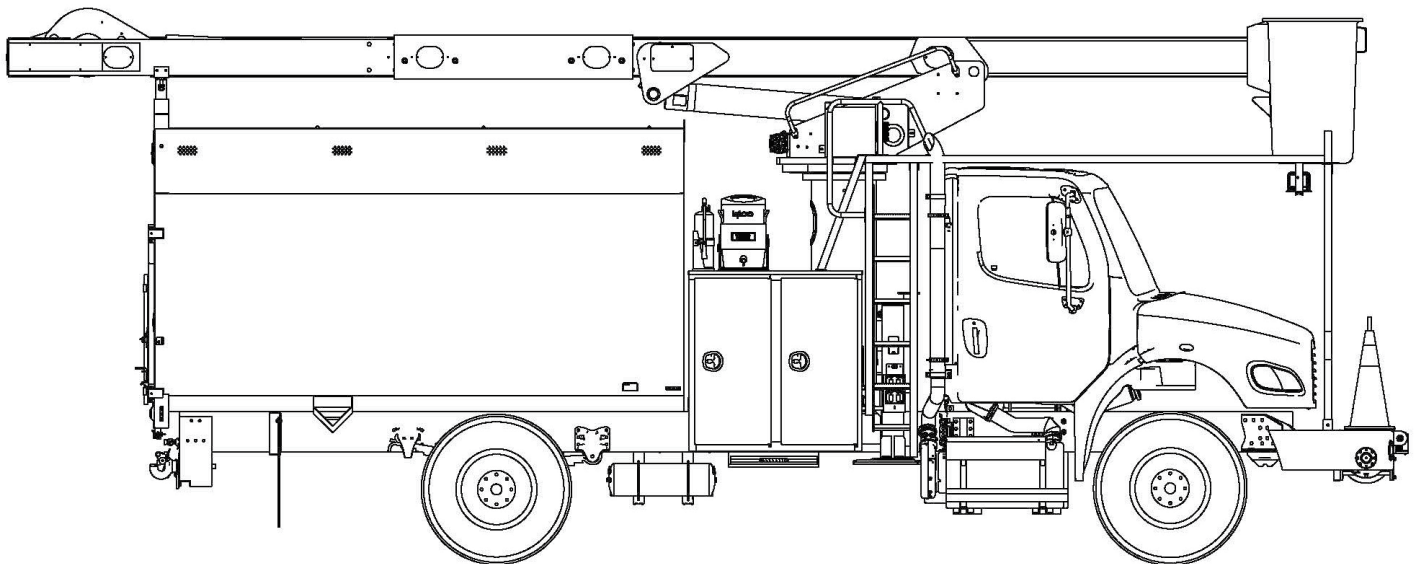


**TEREX®**

# TECH TIPS

**TEREX UTILITIES DECAL UPDATE**

**NO. 230**



**SERVICE CALL:**  
**TEREX UTILITIES DECAL UPDATE**




**MODEL(S):**  
**ALL TEREX UTILITIES EQUIPMENT**




**TOOLS NEEDED:**  
**NONE**


**TEREX UTILITIES TECHNICAL SUPPORT TEAM**

**PHONE: 1-844-TEREX4U (1-844-837-3948) | EMAIL: [UTILITIES.TECHSUPPORT@TEREX.COM](mailto:UTILITIES.TECHSUPPORT@TEREX.COM)**

**WARNING**



**Injection Hazard**  
Fluid escaping under pressure can penetrate skin and result in death or serious injury.



Relieve pressure before disconnecting hydraulic lines.  
Stay clear of leaks and pin holes. Use a piece of cardboard or wood to search for leaks. Do not use hand.  
Fluid injected into skin must be surgically removed within a few hours by a doctor familiar with this type of injury, or gangrene will result.



## DANGER

Failure to obey the instructions and safety rules in the appropriate Operator's Manual and Service Manual for your machine will result in death or serious injury.

Many of the hazards identified in the Operator's Manual are also safety hazards when maintenance and repair procedures are performed.

## DO NOT PERFORM MAINTENANCE UNLESS:

- ✓ You are trained and qualified to perform maintenance on this machine.
- ✓ You read, understand and obey:
  - manufacturer's instructions and safety rules
  - employer's safety rules and worksite regulations
  - applicable governmental regulations
- ✓ You have the appropriate tools, lifting equipment and a suitable workshop.

The information contained in this Tech Tip is a supplement to the Service Manual. Consult the appropriate Service Manual of your machine for safety rules and hazards.



TECH TIP 230 | RELEASED 10.30.2025 | VERSION 1.0  
©TEREX UTILITIES. ALL RIGHTS RESERVED

# CONTENTS

## TECH TIP#230

### TOC

4

INTRODUCTION

5

DECAL CROSS REFERENCE

## INTRODUCTION

Terex Utilities is updating all of the decals on our machines. As the decals are updated the manuals will also be updated to match the new decals.

Each of the new decals has an updated part number, this tech tip provides a cross reference to make it simple to order replacement decals.

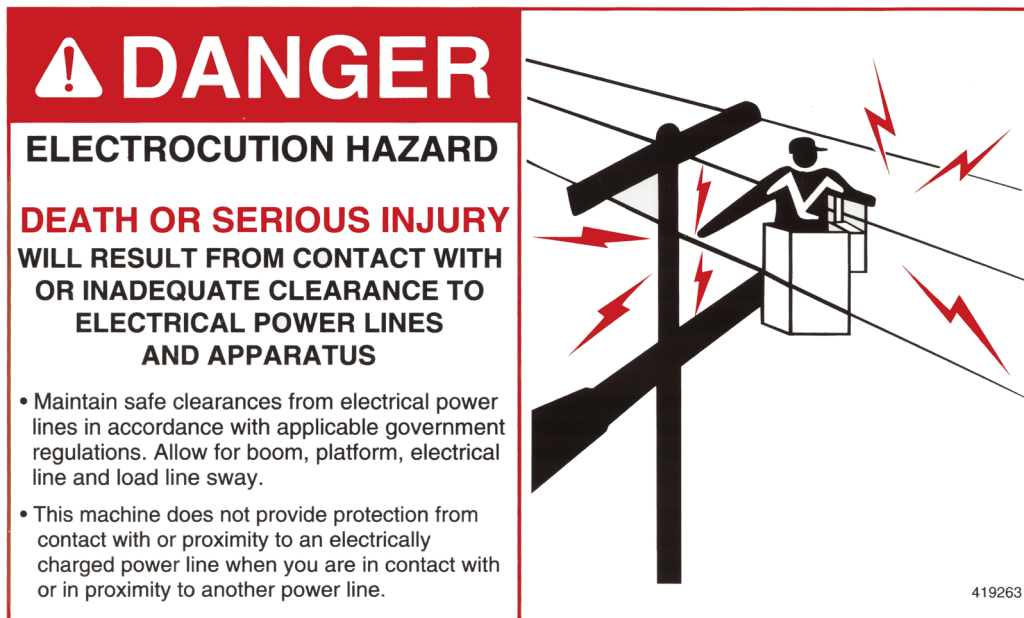


FIGURE 1 - Legacy Decal Example

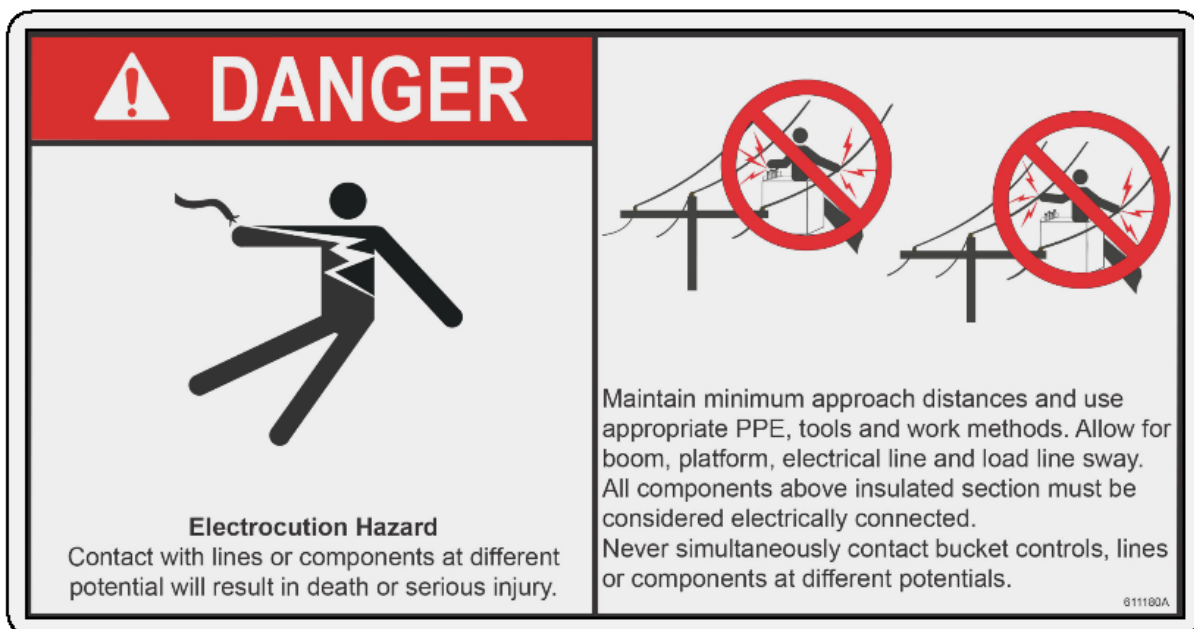


FIGURE 2 - Current Decal Example

## DECAL CROSS REFERENCE

The table below lists the legacy decals and the updated decals that will replace the legacy decals. As other decals are replaced this list will be updated accordingly.

| LEGACY | CURRENT |
|--------|---------|
| 457458 | 637649  |
| 70191  | 611210  |
| 79238  | 611220  |
| 79584  | 611199  |
| 90195  | 611200  |
| 401066 | 611201  |
| 402236 | 611227  |
| 414590 | 611222  |
| 419262 | 611217  |
| 419263 | 611180  |
| 419264 | 611181  |
| 419265 | 611182  |
| 419266 | 611183  |
| 419267 | 611213  |
| 419268 | 611202  |
| 419269 | 611184  |
| 419270 | 611185  |
| 419271 | 611203  |
| 419274 | 611205  |
| 419275 | 611206  |
| 419276 | 611207  |
| 419277 | 611195  |
| 419991 | 611208  |
| 422216 | 611209  |
|        |         |

| LEGACY        | CURRENT       |
|---------------|---------------|
| 431535        | 611186        |
| 435220        | 611211        |
| 438195        | 611221        |
| 453835        | 612455        |
| 458696        | 611219        |
| 463602        | 611212        |
| 468476        | 611218        |
| 472256/498819 | 611215        |
| 475373        | 611223/611224 |
| 485894        | 611216        |
| 488127        | 611225/611226 |
| 495892        | 611187        |
| 633622        | 637650        |
| H23451        | 611188        |
| H23877        | 611189        |
| T428885       | 611193        |
| T428893       | 611194        |
| T428896       | 611191        |
| T429406       | 611192        |
| T429449       | 611197        |
| T430257       | 611196        |
| T430861       | 611195        |
| T430863       | 611190        |
|               |               |
|               |               |



FOR FURTHER ASSISTANCE,  
CONTACT THE TEREX UTILITIES TECHNICAL SUPPORT TEAM  
PHONE: **1-844-TEREX4U (1-844-837-3948)** | EMAIL: **[UTILITIES.TECHSUPPORT@TEREX.COM](mailto:UTILITIES.TECHSUPPORT@TEREX.COM)**

---