

Service Call:

Determining the manufacture date of a Terex Auger Drill

Tools Required:

None

Model(s):

All Terex Auger Drills manufactured between 1990 and 2012

Tech Tip Safety Rules



Danger

Failure to obey the instructions and safety rules in the appropriate Operator's Manual and Service Manual for your machine will result in death or serious injury. Many of the hazards identified in the operator's manual are also safety hazards when maintenance and repair procedures are performed.

Do Not Perform Maintenance Unless:

- You are trained and qualified to perform maintenance on this machine.
- You read, understand and obey:
 - manufacturer's instructions and safety rules
 - employer's safety rules and worksite regulations
 - applicable governmental regulations
- You have the appropriate tools, lifting equipment and a suitable workshop.

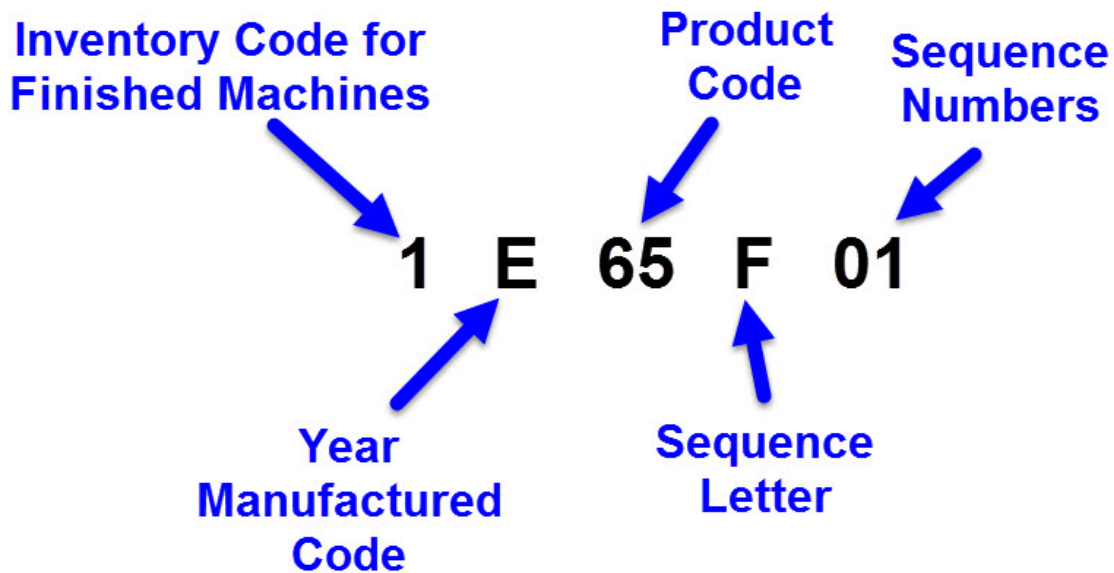
The information contained in this tech tip is a supplement to the service manual. Consult the appropriate service manual of your machine for safety rules and hazards.

Overview

Use the following steps to decipher the serial number information for a Terex Auger Drill manufactured between 1990 and 2012.

Step 1

We will use serial number 1E65F01 as an example. The breakdown of the serial number is below. The remaining steps will break down each portion of the serial number.



Step 2

The first digit is the internal inventory code for finished machines.

Inventory Code for
Finished Machines



1 E 65 F 01

Step 3

The second position is the code indicating the year the unit was manufactured.

1 E 65 F 01



Year
Manufactured
Code


Use the chart below to determine the year based on the code provided. In this example the unit was manufactured in 1990.

Code	Year	Code	Year
E	1990	W	2002
C	1991	N	2003
U	1992	H	2004
Z	1993	D	2005
J	1994	K	2006
B	1995	S	2007
G	1996	M	2008
V	1997	A	2009
Y	1998	T	2010
L	1999	X	2011
P	2000	F	2012
R	2001		

Step 4

The next two places identify the product code. Use the following table to identify the product according to the serial number.

Product Code

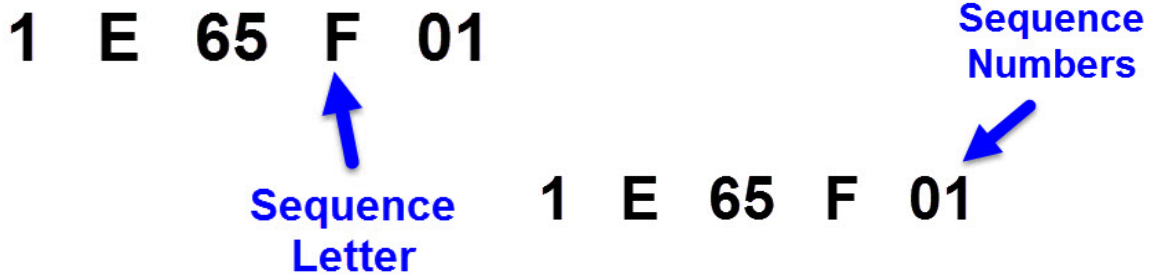


1 E 65 F 01

Product Codes									
<u>Rotary</u>		<u>Jumbo (J)</u>		<u>Pressure Augers (cont'd)</u>		<u>Drifter Drills (DR) (cont'd)</u>		<u>Foundations (cont'd)</u>	
SK-25/25i/SKT	60	PK100	83	270T	21	HPRH	39	900T	79
SK-35	61	GDC1P	84	330	22	HPR1-ET	40		
		Taurus/Magnum XL	80						
SK-40	62	MK20	85	330T	23	HPR1-GT	41		
		Taurus/Magnum XLT 81							
SK-5AD	63	MK10	86	HDE	24	HPR1H-AT	42	CM-100	82
SK-3AD	64	MK35H	87	HDET	25	HPR1HST	43		
SK-70/75i/SKS	66	MK45HD	88	500	26	HPR2B	44		
								<u>Track Drills</u>	
<u>(TD)</u>									
SKS-W	66	MK65H	89	500T	27			SCH 5000	01
SKS-13	67	MK65P	90	TD30K	31	<u>Digger Derrick</u>		SCH 5000 C	02
SKS-16	67	TK140H91				TX100	50	SCH 5000	
CL	03								
SKSS-12	67	Truck Jumbo	92	<u>Booms (B)</u>		TX200	51	SCH 4500	04
SKSS-15	67	Special	93	MD84	45	TX300	52	SCH 3500	
BVI	05								
SK-50T/SKSS67				MD105	46	TX400	53	SCH 4000	05
SKF12	68	<u>Mini Derrick</u>		HD104	47	TX2000	54	SCH 2500 II	06
SKF15	68	1100G	10	HD126	48			SCH 3000	06
SK-30i/SKF	68	UD900	56	HD148	49	<u>Foundation</u>		ATD 3800 S	07
SK-40i/SKF	68					600	70	ATD 3800 T	08
SK-45i/SKF	68	<u>Stringing</u>		<u>Drifter Drills (DR)</u>		600T	71	300/345	09
SK-50i/SKF	68	DPTR5	30	D93L	31	650	50	400	58
SK-55i/SKF	68			DH123	32	700L	72	402	59
SK-60i	69	<u>Modifications (M)</u>	PR123J		33	700LT	73	SD 250/R20	55
SKSS-L	69	MOD-1	99	PR55A	34	700	74	R20C	55
RDC16D	94	Tank Drill Kits	99	PR55C	35	700T	75	R20T	56
GDCJ	95			PR66B	36	800	76		
GDCL	96	<u>Pressure Augers</u>		PR1000-DW	37	800T	77		
GDCM	97	270	20	PR1000-CW	38	900	78		

Step 5

The sequence letter and number is used to determine the order in which this unit was built in the given year.



<u>Feeds (F)</u>		Year Manufactured Codes & Sequence Letter		
		<u>Year Manufactured Letter Code</u>	<u>Calendar Year</u>	
UFA 12	11			
2MSB	12			
2MSUC	13			
	Sequence Letter			
HFM12	14	E	1990	F
HFM14	15	C	1991	X
HFM16	16	U	1992	T
UFH12	17	Z	1993	A
UFH20	18	J	1994	M
UFA12	19	B	1995	S
UFA14	28	G	1996	K
HFAH16	29	V	1997	D
		Y	1998	H
		L	1999	N
		P	2000	W
		R	2001	R
		W	2002	P
		N	2003	L
		H	2004	Y
		D	2005	V
		K	2006	G
		S	2007	B
		M	2008	J
		A	2009	Z
		T	2010	Y
		X	2011	C
		F	2012	E

After all of the sequential numbers are used for a letter in the applicable log, go to the next letter.