

Vertical Shaft Impactors (VSI) Product Overview



MODULAR



PORTABLE



STATIC

A world working better™

Contents

- 01 Introduction
- 02 How a VSI Works
- 03 Interchangeable Crushing Chambers
- 04 VSI Applications
- 05 Static VSI Offering
- 06 Portable CRV Series
- 08 Modular MV Series
- 09 Canica Services



Canica®

Welcome to the World of Canica®

Canica® provides a comprehensive range of vertical shaft impactors to customers around the world.

Our equipment is designed to produce the highest quality end products. We provide Modular, Portable and static VSI plants and components – plus full parts, service and maintenance with support you can count on, wherever you are.

We understand your business

We know that you need operational reliability, cost effectiveness plus outstanding service. We have spent over 50 years building our business around delivering all three. Because when you succeed, we succeed.

World Class Service & Support

With Canica®, you don't just get best-in-class engineering technology. You get the service, training and support to match.

We understand your need to maximize productivity and control operating costs across the working life of every piece of equipment

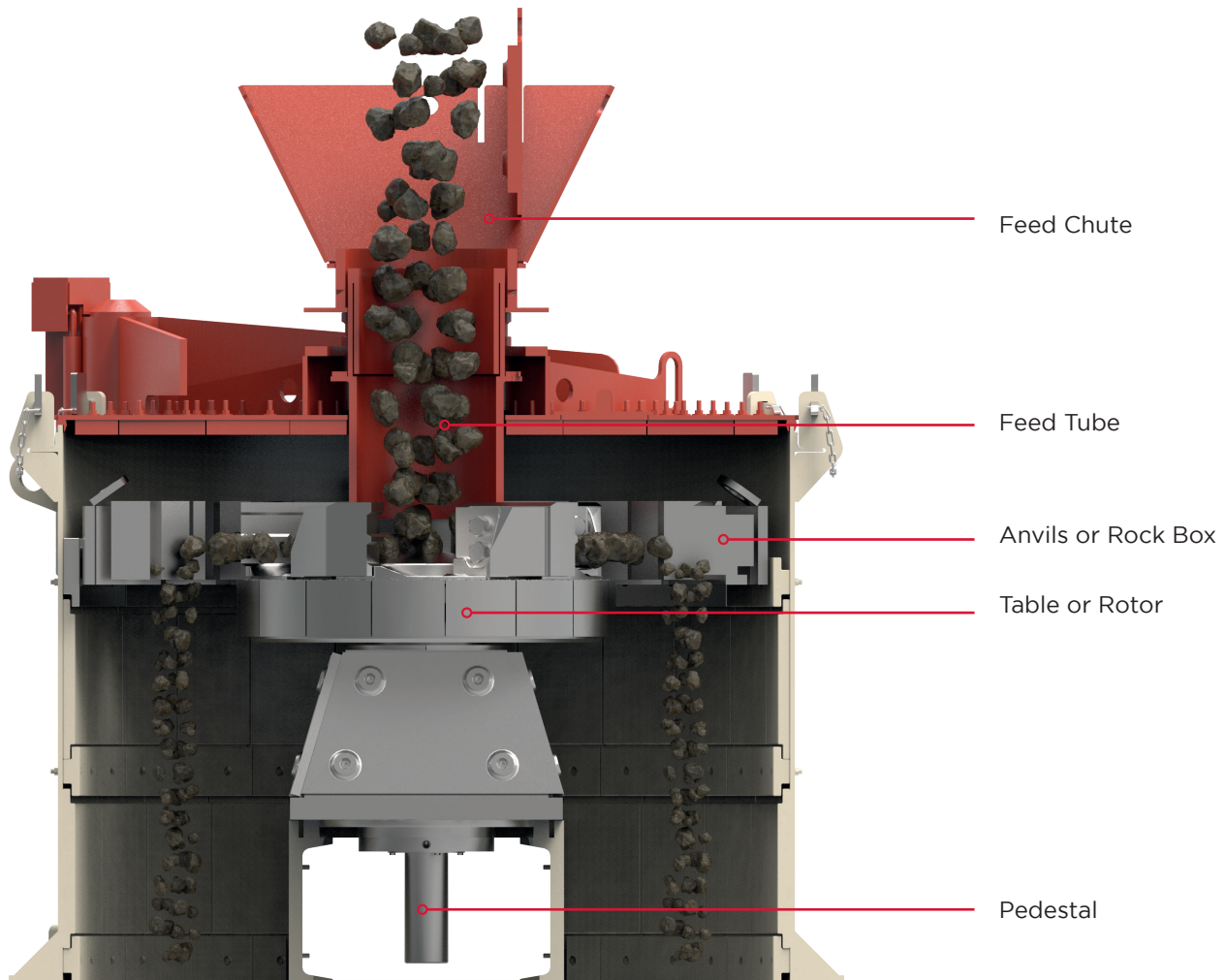
We share those goals – and have the solutions to help keep your operations running smoothly, through a dedicated global support network backed by decades of proven experience and expertise.

Key Benefits


- Sand manufacture
- High cubicity product
- Beneficiation of Material (elimination of soft stone)
- Gradation Consistency
- High Product Yield
- High Fracture percentage
- Simple Maintenance
- High Throughput Capacity
- Low Capital Investment




How a VSI Works




Interchangeable Crushing Chambers




Shoe and Anvil
(HD Series)



Rotor and Anvils
(ROS Series)




Rock on Rock
(ROR Series)




Large Feed, Mild to Medium
Abrasive Materials

Shoe and anvil configuration offers high tonnage of chip production, high reduction ratios and feed size flexibility.



High Reduction in Medium
Abrasive Materials

Enclosed rotor and anvils combine the grinding action of the rotor with the high efficiency reduction of anvils.




For All Rock Types and the
Most Abrasive Materials

Enclosed rotor and rock box configuration causes rock on rock crushing which produces the best shaped and most consistent material with the lowest wear cost.

VSI Applications

		Open Shoe Table Anvils	Rotor/Anvils	Rotor / Rockshelf
Relative Abrasiveness	Very High			
	High			
	Medium			
	Medium Low			
	Low			



Static

Canica® offers one of the widest range of Vertical Shaft Impactors (VSI) crushers on the market. Robust VSI crushers are a vital tool for producing highly cubical products in small sizes and eliminating soft material. A properly configured Canica® VSI crusher is the key to minimizing wear costs and downtime – and maximizing profitability. At Canica®, we offer one of the widest ranges on the market, with open shoe table, enclosed rotor and rockshelf, and rotor and rock box combinations. Which means, whatever your production or operational needs, there's a Canica® VSI solution able to handle the load.



Static Range

Model	Motor Drive	Maximum Feed Size (Longest Dimension) HD Configuration	Maximum Throughput Capacity HD Configuration	Power Required for Maximum Throughput	Chamber Configurations
1200	Single	1.5" (38 mm)	70 tph (65 mtph)	50 – 150 hp (35 – 110 kW)	HD/HDS
1400	Single	2" (50 mm)	125 tph (115 mtph)	100 – 250 hp (75 - 185 kW)	HD/HDS/ROS/ROR
2000	Single or Dual	4" (100 mm)	250 tph (225 mtph)	400-700 hp (300-520kW)	HD/HDS/ROS/ROR
2050	Single or Dual	4" (100 mm)	400 tph (365 mtph)	400-700 hp (300-520kW)	HD/HDS/ROS/ROR
2300	Single or Dual	5" (125 mm)	500 tph (455 mtph)	400-700 hp (300-520kW)	HD/HDS/ROS/ROR
2350	Single or Dual	8" (205 mm)	600 tph (545 mtph)	500-800 hp (375-595kW)	HD/HDS
2500	Single or Dual	10" (255 mm)	800 tph (725 mtph)	600-1000hp (445-745kW)	HD/HDS
3000	Single or Dual	12" (305 mm)	1000 tph (900 mtph)	600-1000hp (445-745kW)	HD/HDS

Note: Maximum feed size, throughput and power requirement dependent on internal configuration used and crushing speed. Internal configuration dependent on actual feed material, discharge requirements, material abrasive and strength properties. When using ROS/ROR configurations, feed size must not exceed 2".

Product color scheme represented are subject to change.

HD	Heavy Duty (Open Table/Anvils)
HDS	Heavy Duty Sand (Open Table/Anvils)
ROR	Rock on Rock (enclosed rotor/rockshelf)
ROS	Rock On Steel (Enclosed Rotor/Anvils)

Portable

With our Canica VSI plants we are bringing the most versatile crushers into the portable fleet, able to handle the widest range of applications and materials, and generate high throughput capacities.


They perform exceptionally well in secondary or tertiary crushing applications and their portability means they can be placed into almost any crushing circuit – especially where improved product shape or manufactured sand is needed.



Single horizontal motor pinion drive shown

Static Range					
Model	Motor Drive	Maximum Feed Size (Longest Dimension) HD Configuration	Maximum Throughput Capacity HD Configuration	Power Required for Maximum Throughput	Chamber Configurations
CRV2000	Single or Dual	4" (102 mm)	350 tph (315 mtph)	400-700 hp (300-520kW)	HD/HDS/ROS/ROR
CRV2050	Single or Dual	4" (102 mm)	400 tph (365 mtph)	400-700 hp (300-520kW)	HD/HDS/ROS/ROR
CRV2350	Single or Dual	8" (205 mm)	600 tph (545 mtph)	500-800 hp (375-595kW)	HD/HDS/ROS/ROR

Note: When using ROS/ROR configurations, feed size must not exceed 2"
Product color scheme represented are subject to change.

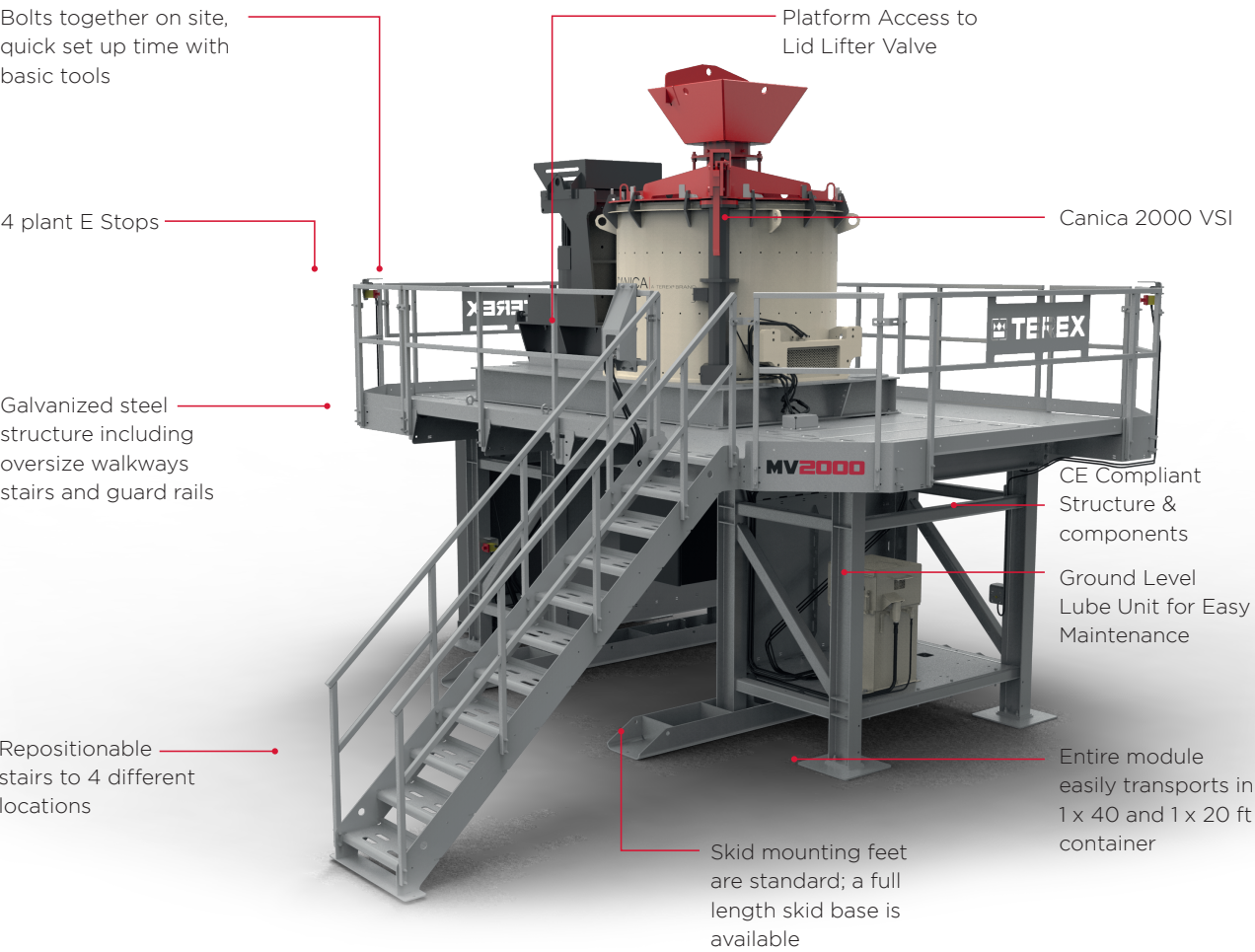


Modular

The MV2000 Modular VSI features a high performance Canica® 2000 single drive vertical shaft impactor, powered by a 300 hp (224 kW) electric motor with soft start. All modules are pre-engineered, pre-built, pre-wired and pre-tested to operate on a small footprint with low civil engineering and operating costs to meet interchangeably with fast, easy on-site assembly and minimal wiring. Plus, the modules and components can be easily transported in standard 40' (12.2m) shipping containers or by road, enabling our customers to quickly mobilize on site to a different location.

Modular Range			
Model	Main Components	Motor Drive	Weight lbs (kg)
MV2000	2000 VSI Crusher, Galvanized Modular Structure, steps, and guardrails	Single or Dual	45,050 lbs (20,435 Kg)

Note: Product color scheme represented are subject to change.



Canica® Services

Proven Success, Global Reach

A complete range of services. Original spare and wear parts. Customizable solutions to meet your exact needs. Outstanding technical expertise and support.

This is what Canica® delivers to businesses – and what it delivers to businesses throughout the world via our global distribution network, service and distribution facilities and regional warehouses.

Spare and Wear Part Support

Our OEM parts help maintain and enhance the performance of your equipment – and you can count on us to get you the spare and wear parts you need, when you need them.

Canica® parts are manufactured according to exacting specifications, using high-quality materials, tools and techniques. By using genuine parts you are helping to ensure the maximum performance and longevity of your machines.

A Shared Focus

We understand your key focus is delivering your operational and financial goals. We share that focus: it's how we both measure success.

By combining our global service network and proven, in-depth industry knowledge with your operational expertise we're able to provide you with the right solution to deliver a quality end product – with increased productivity.

Field Services

We offer a comprehensive set of field services to meet your maintenance, repair and refurbishment needs – which means you get a cost-effective alternative to purchasing new or replacement equipment.

Our experienced field service and distribution network are available to you on site or at our global service facilities. We can repair broken or damaged equipment to like-new condition and restore worn or irreplaceable equipment to perfect operating condition – which minimizes costly downtime for you.

Terex® Financial Services

At Canica® we not only offer a strong and broad product portfolio. We also offer the means for customers to purchase the equipment they need in order to meet their operational and profitability goals.

Terex® Financial Services (TFS) is a globally trusted resource that is able to leverage its knowledge of Terex® equipment plus its marketplace expertise to provide a unique tailored solution for customers.

Terex® Financial Services at a Glance

- Providing cost-effective financial solutions to thousands of customers across the globe
- A comprehensive suite of financial solutions tailored to fit individual needs
- Dedicated and knowledgeable team with global reach, focused on customer solutions.

Combining our global service network and deep industry knowledge with your operational expertise ensures that we provide the best solutions...

North America

3900 Fountains Blvd NE, Suite 101
Cedar Rapids, IA 52411
Tel: +1 319 363 3511 or +1 800 821 5600
Fax: +1 319 399 4871

212 South Oak Street
Durand, MI 48429
Tel: +1 989 288 3121
Fax: +1 989 288 4113

Europe, Russia & Africa

Farlough Road, Dungannon
Northern Ireland. BT71 4DT
Tel: +44 (0) 28 8744 0795

Central Asia, Turkey & North Africa Region

Mehmet Akif Ersoy Mah.287.SkNo 1/D
06172 Yenimahalle - Ankara Turkey
Tel: +90 312 354 90 90

Australia

Melbourne & Victoria
133 Logis Boulevard
Dandenong South, VIC 3175
Tel: +61 3 8794 4100
Fax: +61 3 9706 7810

Sydney & New South Wales
114 Hassall Street
Wetherill Park, NSW 2164
Tel: +61 2 9604 6524
Fax: +61 2 9604 9368

Brisbane & Queensland
585 Curtin Avenue East
Eagle Farm, QLD 4009
Tel: +61 7 3630 0866
Fax: +61 7 3630 1097

Perth & Western Australia
4 Miles Road
Kewdale, WA 6105
Tel: +61 8 6254 4100
Fax: +61 8 9350 5534

www.terexmps.com

Product Specifications and prices are subject to change without notice or obligations. The photographs and/or drawings in this document are for illustrative purposes only. Refer to the appropriate Operator's Manual for instructions on the proper use of equipment. Failure to follow the appropriate Operator's Manual when using our equipment or failure to act responsibly may result in serious injury or death. The only warranty application to our equipment is the standard written warranty to the particular product and sale and Terex makes no other warranty, express or implied.

Terex, the Terex Crown design, Cedarapids, Canica, Simplicity, Jaques are trademarks of Terex Corporation or its subsidiaries. All rights are reserved.

© May 2024 Terex Minerals Processing Systems.

