


Terex® MPS
Modular Plants

MC320
Cone Module



Terex® MPS Modular Plants

MC320 Cone Module

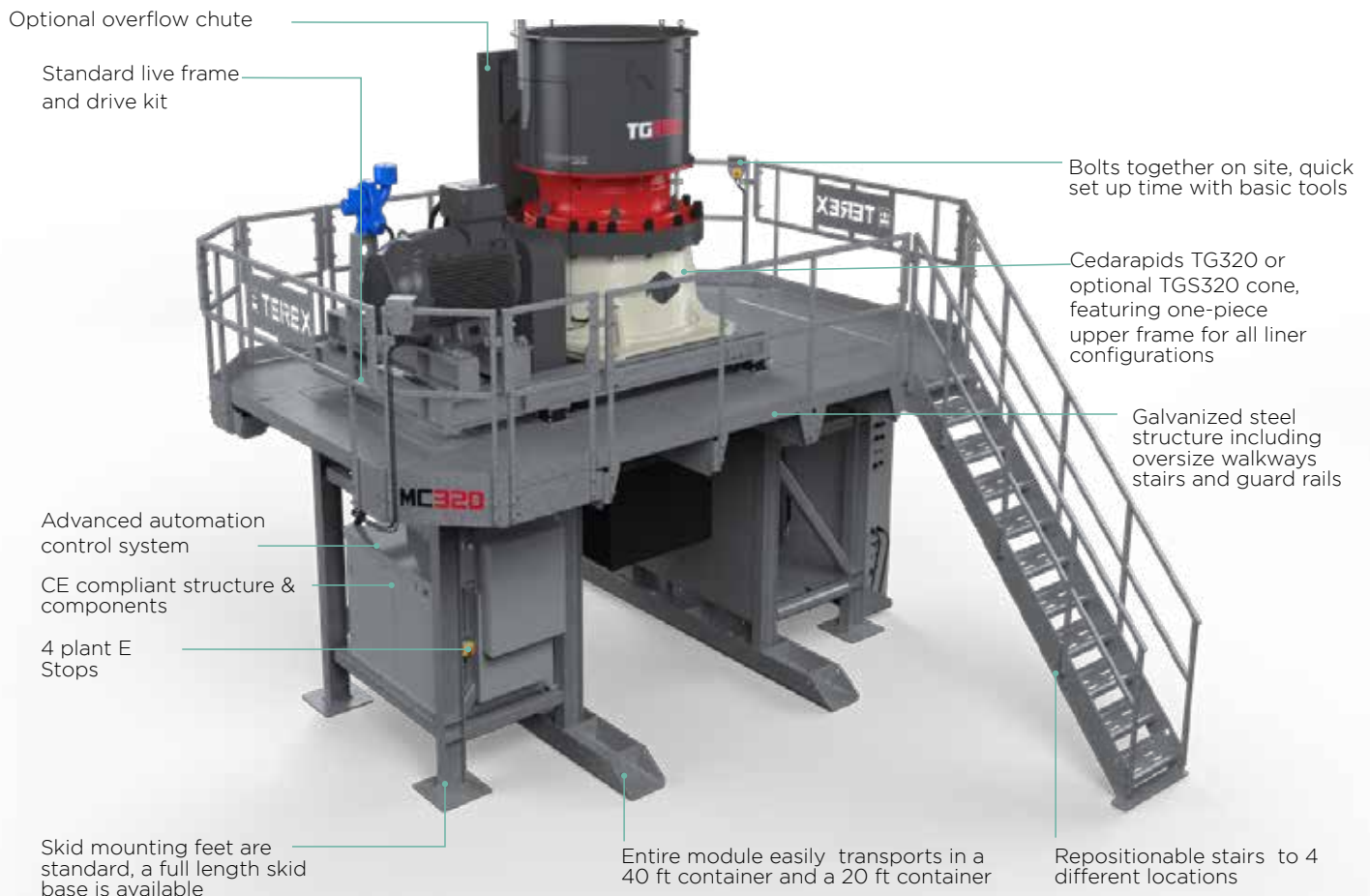
The MC320 cone module features the 300 hp TG320 spider bearing cone on the same universal base structure as the MC and MV Series modular lines. The pre-engineered solution can be easily transported in standard containers and can be assembled on-site quickly with minimal wiring. The bronze bushing technology of the TG320 cone enables the operator to quickly and easily alter the eccentric throw of the cone, on site, simply by rotating the eccentric bushing.

Key Features

- Fast set-up time
- Ease of operation
- On-site assembly with minimal wiring
- Integrates with existing plant configuration
- All electric
- Compact - can be transported in containers and by road
- Robust, weather-protected panels with user-friendly controls
- Galvanized steel structures including walkways, stairs and guard rails
- Extra heavy-duty I-beam frames
- CE-compliant modules, structures and components
- Universal Platform

Controls

- Manual/Automatic one touch startup with start sequencing
- Eriez Metal detector kit



Commonality

- Standard live frame and drive kit with MPS Static/Portable
- Advanced automation control system

Durability

- Fully Galvanized Structure
- All electric
- Heavy Duty Nema Type 12 / IEC60529 Control Panel
- Rock shelves or bolt in liners in high wear areas

Set Up

- Easy assemble and disassemble
- Pre-assembled sections to enable quick set up time and as few lifts as possible from container
- Lift points provided on all parts and assemblies over 50lbs

Transport (Standard Build)

- (1) 40' Standard Open Top Container
- + (1) 20' for Cone Open Top Container

Options

- Overflow Chute
- Electrical Switch Gear
- Off Plant conveyor starter kit
- Ultrasonic Level Control
- Operator working light kit
- Cone Feed Camera kit

Main Components

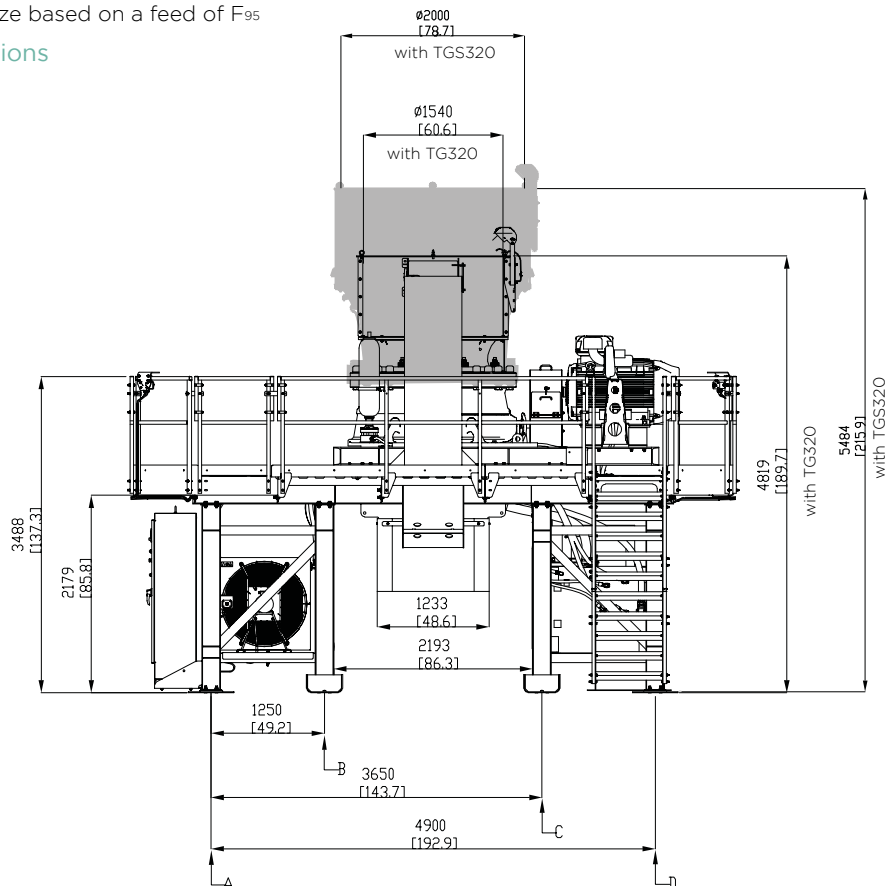
- Galvanized Modular Structure, steps and guardrails

Specifications

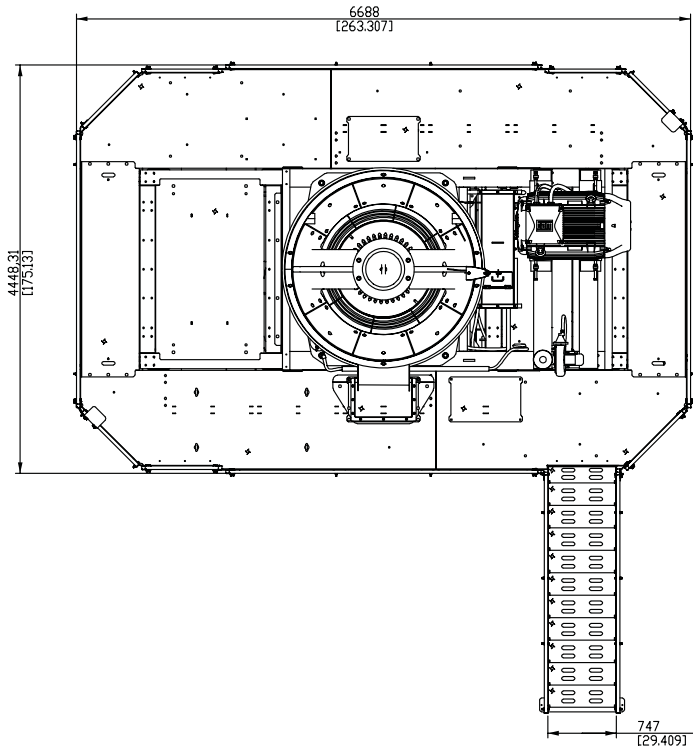
Model	Maximum Power	Maximum Feed Size*	Basic Crusher Weight	CSS Range	Maximum Capacity
TG320	335 hp 250 kW	7.5" 190 mm	33,070 lbs 15,000 kg	5/16 -1 1/2" 8-38 mm	419-452 stph 380-410 mtpH
TGS320	335 hp 250 kW	13" 330 mm	42,990 lbs 19,500 kg	1 1/8 -1 7/8" 29-48 mm	634-662 stph 575-601 mtpH

*Maximum Feed Size based on a feed of F₉₅

Working Dimensions



Working Dimensions



www.terexmps.com

June 2020. Product specifications and prices are subject to change without notice or obligation. The photographs and/or drawings in this document are for illustrative purposes only. Refer to the appropriate Operator's Manual for instructions on the proper use of this equipment.

Failure to follow the appropriate Operator's Manual when using our equipment or failure to act responsibly may result in serious injury or death.

The only warranty applicable to our equipment is the standard written warranty applicable to the particular product and sale, and Terex makes no other warranty, express or implied. Terex, the Terex Crown design, Cedarapids, Canica, Simplicity, Jaques, El-Jay and Rollercone are trademarks of Terex Corporation or its subsidiaries. All rights are reserved. © 2020

