


# CEDARAPIDS®

A TEREX BRAND

## Portable Plants

CRC380XHLS  
Cone / Screen Plant



A world working better™

 **TEREX** MPS

# Cedarapids® Portable Plants

## CRC380XHLS Cone / Screen Plant

The CRC380XHLS plant is unmatched in productivity. Not only does this plant combine the high production MVP380X cone and the LJ-TSV6203 screen components but is unique in the industry with its High Lift Screen (HLS) and integrated flow buffering features. With these features, operators can take advantage of the cone's and screen's capabilities without needing to throttle back the feed for surges.

### Standard Features & Benefits

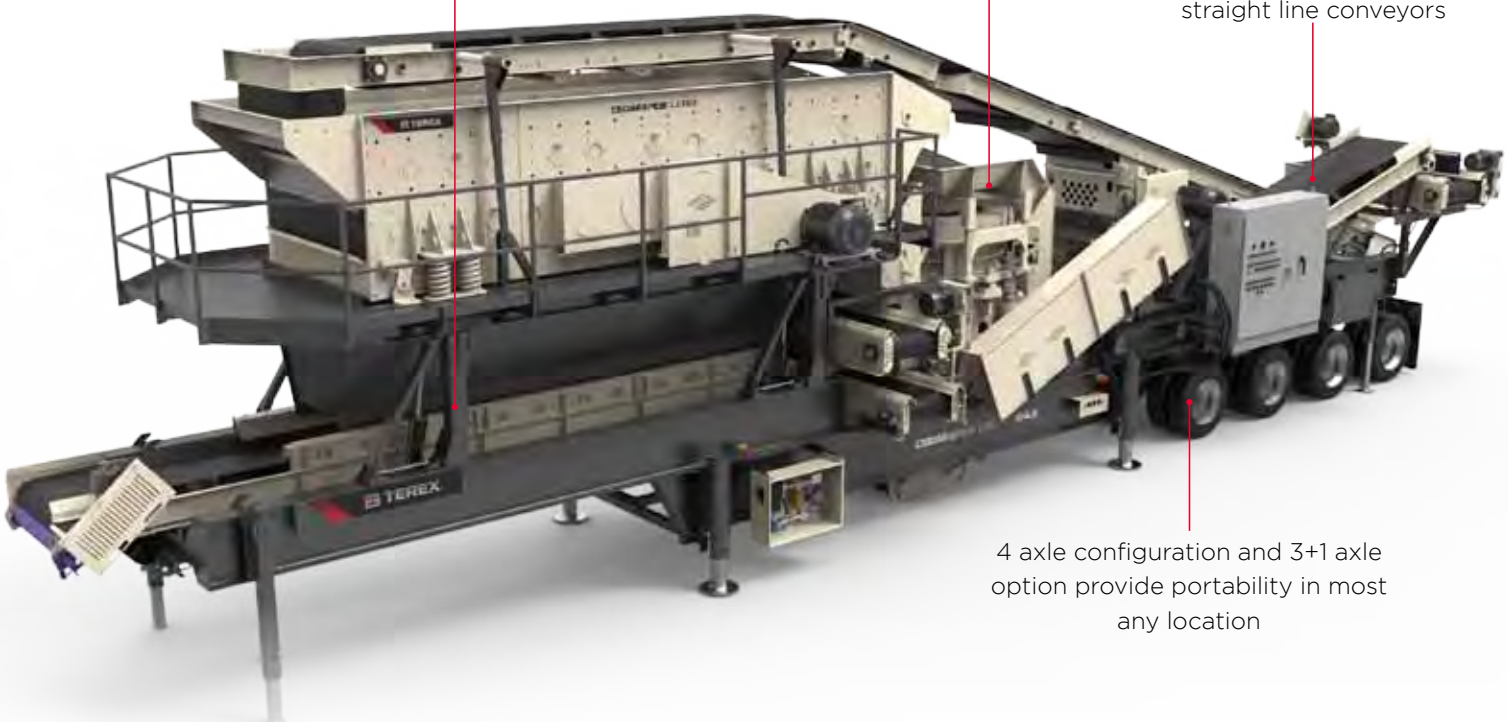
- High efficiency MVP380X 300 hp (224 kW) cone crusher with ElJay® Rollercone® roller bearing construction
- Low profile 90° cone mounting combined with pivot drive adjustment maximizes drive performance and life
- LJ-TSV6203 triple shaft high g-force 3-deck screen
- Patent pending High Lift Screen (HLS) system maximizes cone production and provides easy cone manganese access without removing screen discharge chute
- Multi-position screen platform (operation, maintenance, travel) around three sides of screen; platform access provided by a fixed incline ladder with handrails
- Oversize, quick-release cone surge hopper and overflow chute buffers feed variations
- Drop style main frame for easy cone access and high performance belt drive
- 42" (1067 mm) wide, 25 hp (18.6 kW) wrap drive, main feed conveyor
- 42" (1067 mm) wide, 10 hp (7.5 kW) straight-line undercrusher conveyor with hydraulic lowered tail section

Swing forward screen support provides easy access for cone manganese change and quickly transforms to travel position

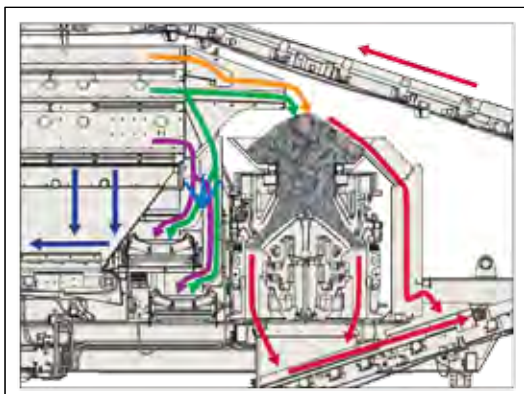
Patent pending High Lift Screen (HLS) system allows large head of material to force feed cone crusher for maximum production

Rugged high capacity straight line conveyors

4 axle configuration and 3+1 axle option provide portability in most any location



- 42" (1067 mm) wide, 7.5 hp (5.6 kW) underscreen fines conveyor with primary style belt wiper
- Two 30" (762 mm) wide, 7.5 hp (5.6 kW) reversible cross conveyors discharge 41" (1041 mm) beyond frame
- All conveyor belts are 3-ply with vulcanized belt splices
- Unique blending gate system allows combining center deck with bottom deck AND bottom deck with center deck in 25% increments
- 36" (914 mm) wide, 7.5 hp (5.6 kW) reversible closed circuit transfer conveyor
- Quad axle suspension
- On-board gas powered hydraulics to run screen support, jacks and undercrusher tail drop
- Hydraulic leveling jacks with front and rear support legs
- Numerous maintenance and safety features: swing forward screen; no-fastener hopper removal; overhead conveyor crane port; hydraulic lowered undercrusher conveyor; ratchet cone drive adjustment; grease banks; easy access cone lube; multi-position screen platform (operation, maintenance, travel); incline ladder with handrail; 3-ply conveyor belts with vulcanized splices; cartridge cross belt flashing
- Side mounted lockable storage box
- 4 axle configuration and 3+1 axle option provide portability in most any location

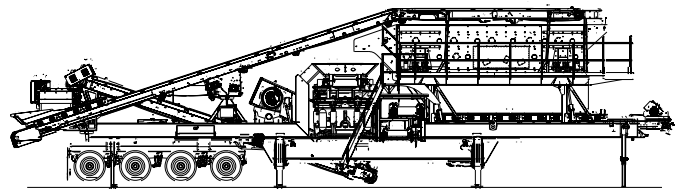


Unique blending gate system allows combining center deck with bottom deck AND bottom deck with center deck in 25% increments

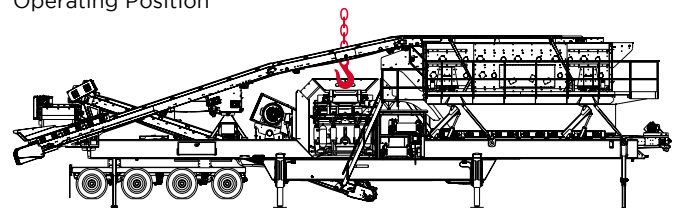
Power Requirements	hp	kw
Cone	300	224
Overhead conveyor	25	18.6
Undercrusher conveyor	10	7.5
Underscreen conveyor	7.5	5.6
Two cross conveyors	2 x 7.5	2 x 5.6
Transfer conveyor	7.5	5.6

#### Optional equipment

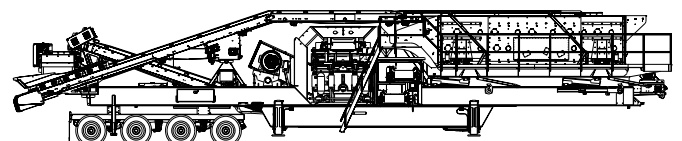
- Removable electrical switchgear panel with push button controls or remote with 150' (45 m) tether
- 3+1 axle configuration (triple with pivot tag axle)
- 12V, 24V hydraulic units
- Dust suppression system
- Heavy-duty hydraulic run-on jacks
- Feed conveyor skirtboard extensions
- Extra off plant motor starters and controls (with panel option)
- Power cable and quick disconnects
- Self-cleaning, twin pole feed conveyor magnet



Operating Position



Maintenance Position

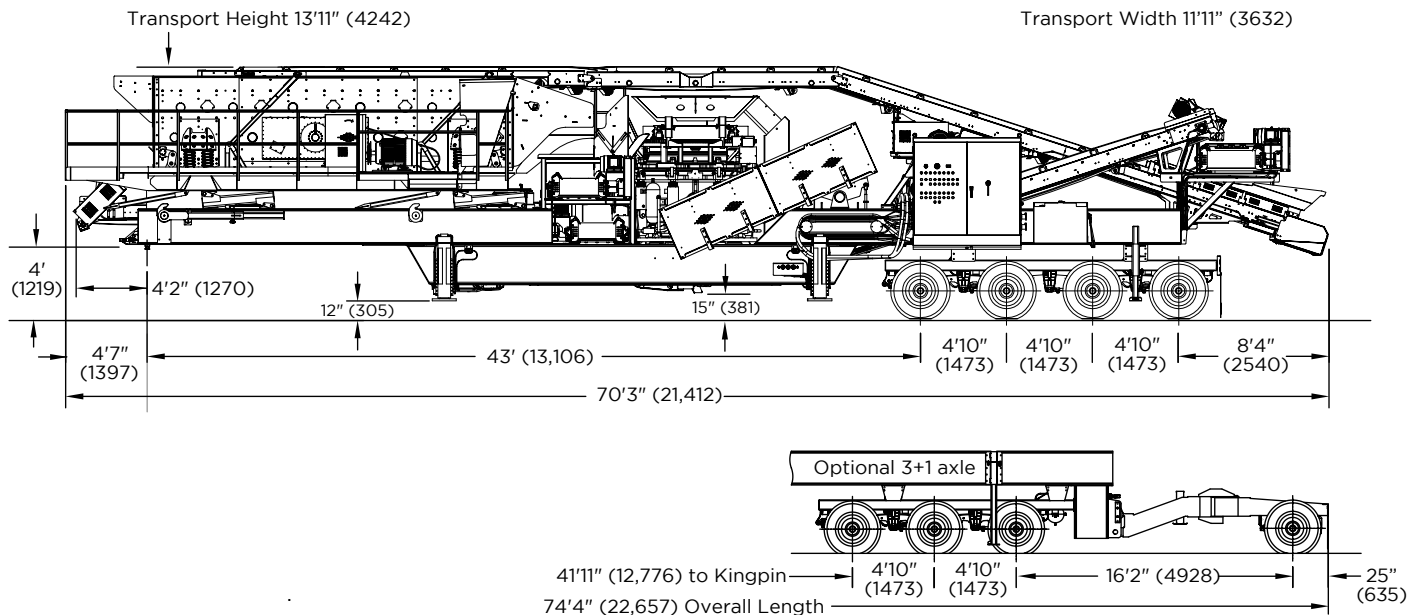


Transport Position

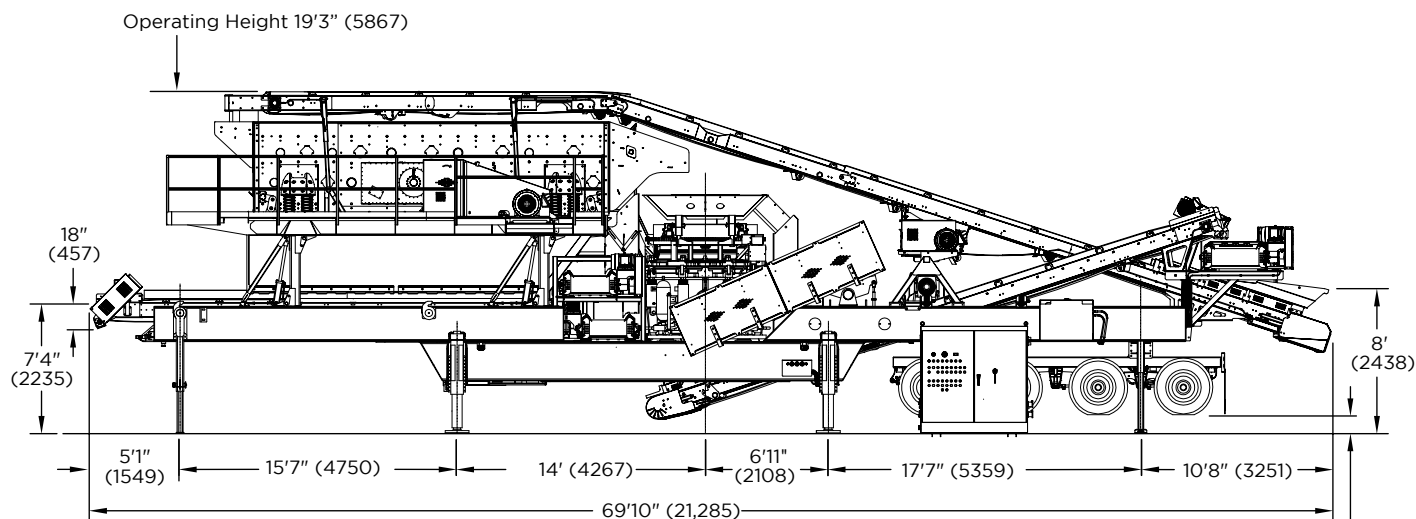
Estimated Weights	Kingpin		Axles		Tag		Total	
Quad (4 axle) configuration	60,800 lb	27,580 kg	77,500 lb	35,155 kg			138,300 lb	62,735 kg
3+1 axle configuration	62,800 lb	28,485 kg	59,300 lb	26,900 kg	20,000 lb	9,070 kg	142,100 lb	64,455 kg

Note: Weights are approximate and include run-on jacks and switchgear.

## Transport Dimensions



## Operation Dimensions



Note: All operational dimensions are shown with jack legs fully extended.

13" (330)  
Maximum  
Jack Lift

### North America

3900 Fountains Blvd NE, Suite 101  
Cedar Rapids, IA 52411  
Tel: +1 319 363 3511 or +1 800 821 5600  
Fax: +1 319 399 4871

212 South Oak Street  
Durand, MI 48429  
Tel: +1 989 288 3121  
Fax: +1 989 288 4113

[www.terexmps.com](http://www.terexmps.com)  
[mpsmarketing@terex.com](mailto:mpsmarketing@terex.com)

Product specifications and prices are subject to change without notice or obligation. The photographs and/or drawings in this document are for illustrative purposes only. Refer to the appropriate Operator's Manual for instructions on the proper use of this equipment.

Failure to follow the appropriate Operator's Manual when using our equipment or failure to act responsibly may result in serious injury or death.

The only warranty applicable to our equipment is the standard written warranty applicable to the particular product and sale, and Terex makes no other warranty, express or implied. Terex, the Terex Crown design, Cedarapids, Canica, Simplicity, Jaques, El-Jay and Rollercone are trademarks of Terex Corporation or its subsidiaries. All rights are reserved. © February 2020