




Terex® MPS Wheeled Plants

WJ3042



A world working better™

Wheeled Jaw Plant WJ3042

The Terex® WJ3042 is a high performance and aggressive wheeled jaw crusher plant. Incorporating a Terex® JW42 jaw crusher and a heavy duty vibrating grizzly feeder the Terex® WJ3042 gives optimum production in a range of applications. Plant installation is assisted with hydraulic legs. Its compact size, quick set up times, ease of transport and simple maintenance make the Terex® WJ3042 ideal for quarrying, mining, demolition and recycling applications.

Applications

Sand & Gravel	C & D Waste
Blasted rock	Overburden
River rock	Processed ores

Features & Benefits


- High output and reduction capability
- Wear resistant feed hopper made of AR400
- Stepped grizzly feeder with under feeder screen

Features & Benefits (Continued)

- Proven Terex JW42 jaw crusher
- Hydraulic crusher setting adjustment
- Heavy duty under crusher main conveyor with impact bars directly under jaw discharge area
- Under grizzly chute can bypass all material to crusher main conveyor or off field side conveyor
- Easy and fast set up with Hydraulic legs
- Mounted on chassis with removable type triple axle bogie with tail lights
- Plants are designed for containerization
- Automatic electrical switchgear includes controls for optional grizzly reject conveyor, feed conveyor, and self-cleaning magnet
- Power range capabilities: 380v to 460v, 50 and 60 hz
- CE certified

Options

- Off field side conveyor for grizzly undersize material collection
- Self-cleaning permanent magnet on main conveyor



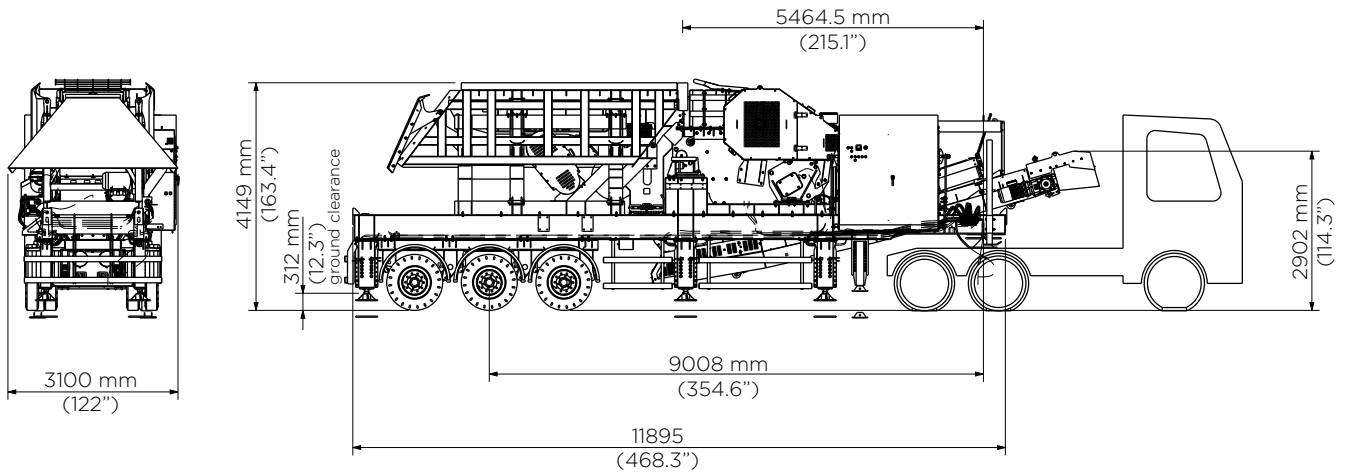
4360X1080 VGF with 15kw motor

Triple axle bogie with Tubed Tyre 10.00 R20 & 7.5x20 Steel Rim

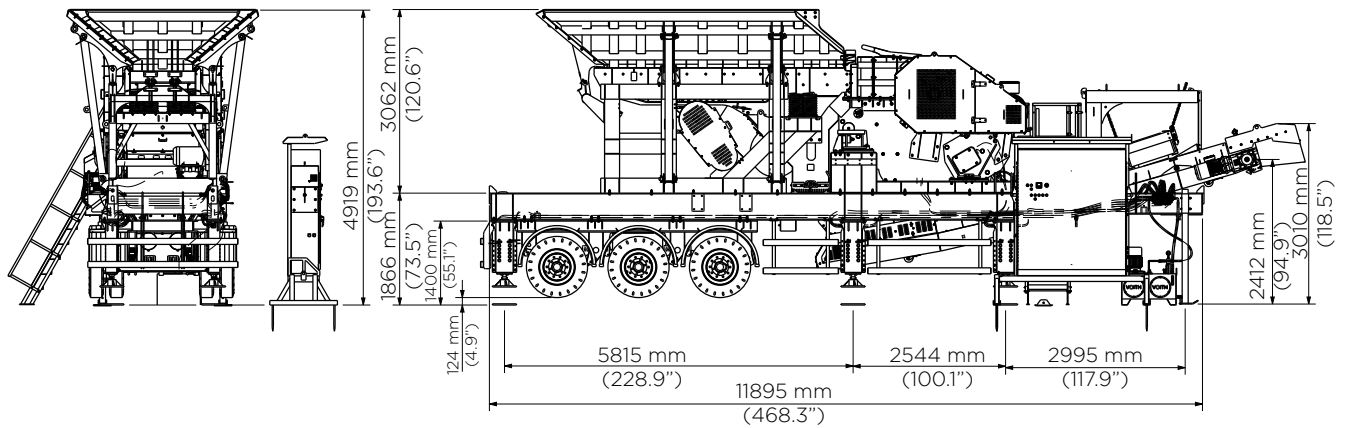
6 no. Hydraulic Legs for levelling and operation

Heavy duty 1000mm wide conveyor - 7mt length with 11kw shaft mounted geared motor (2X5.5kw)

Transport Mode



Operating Mode




Power requirements	kW	hp
Jaw Crusher	110	148
Conveyor	11	14.8
VGF	15	20
Lifting leg HPU	7.5	10
Jaw lube unit	1.5	2

Weights	Kingpin Weights	Axle Weights	Total Weights
Base Plant	17,830 kg (39,310 lb)	27,480 kg (60,580 lb)	45,310 kg (99,890 lb)



Available as a stand-alone plant or as part of a multi plant system



www.terexmps.com

Product specifications and prices are subject to change without notice or obligation. The photographs and/or drawings in this document are for illustrative purposes only. Refer to the appropriate Operator's Manual for instructions on the proper use of this equipment.

Failure to follow the appropriate Operator's Manual when using our equipment or failure to act responsibly may result in serious injury or death.

The only warranty applicable to our equipment is the standard written warranty applicable to the particular product and sale, and Terex makes no other warranty, express or implied. Terex, the Terex Crown design, Cedarapids, Canica, Simplicity, Jaques, El-Jay and Rollercone are trademarks of Terex Corporation or its subsidiaries. All rights are reserved. © August 2020

