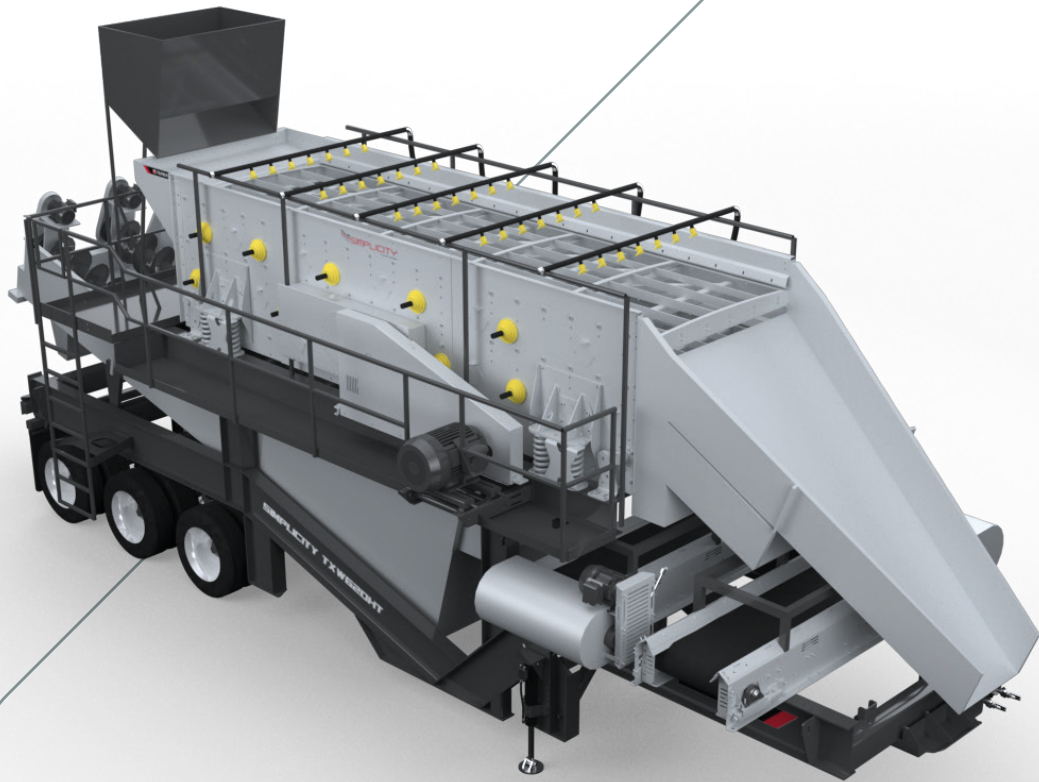


Portable Plants

TXW620HT Horizontal Wash Plant



Simplicity® Portable Plants

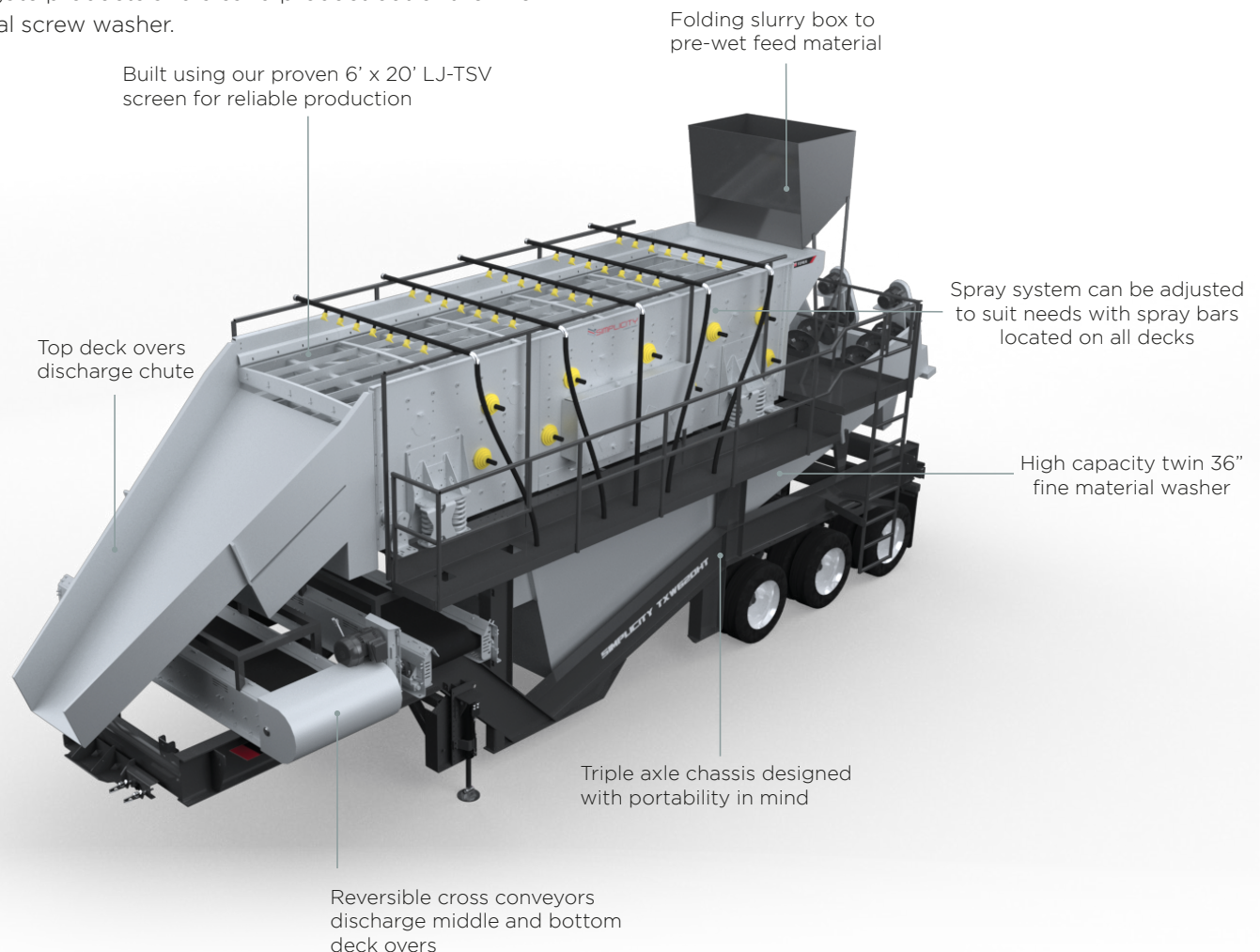
TXW620HT Horizontal Wash Plant

For portable screening and washing on a single chassis, look no further than the Simplicity TXW620HT portable wash plant.

The Simplicity ES horizontal screen is fitted with spray bars for material washing on all three decks. The feed box and under screen collection flume are also fitted with spray bars to keep material moving. The screen is complemented by a twin screw fine material washer for removal of excess fines. Four different products can be made simultaneously with three washed and sized aggregate products and a sand product out of the fine material screw washer.

Standard Features

- 6' x 20' Triple Shaft Horizontal three deck screen with complete spray system
- Triple axle chassis with four cribbing support legs, two manual landing jacks, twelve 11 x 22.5 x 12 ply tires, 5th wheel, air brakes on two axles, mud flaps and tail lights.
- 40 hp (30 kw) 1200 rpm, TEFC electric motor with screen V-belt drive
- Under-screen fines collection flume made using 1/4" plate with splash-type spray system. Water spray system on all screen decks, flume and washout
- 36" x 25' Twin Screw fine material washer with two 15 hp (11 kW) drives
- Standard hinged slurry box with spray bar, manifold with the necessary hardware, valves and hoses



- Heavy-duty discharge chute made from 1/4" plate and lined with A.R. plate in heavy wear areas.
 - Top deck over chute discharges to the front of the plant
 - Bottom and middle deck overs discharge to cross conveyors
- Two 30" x 10'9" long reversible cross conveyor with 7.5 hp, TEFC motor, 5" diameter Cema B troughing idlers with three-ply belting
- All standard guards provided
- Walkway access around three sides of the screen with an access ladder

Specifications

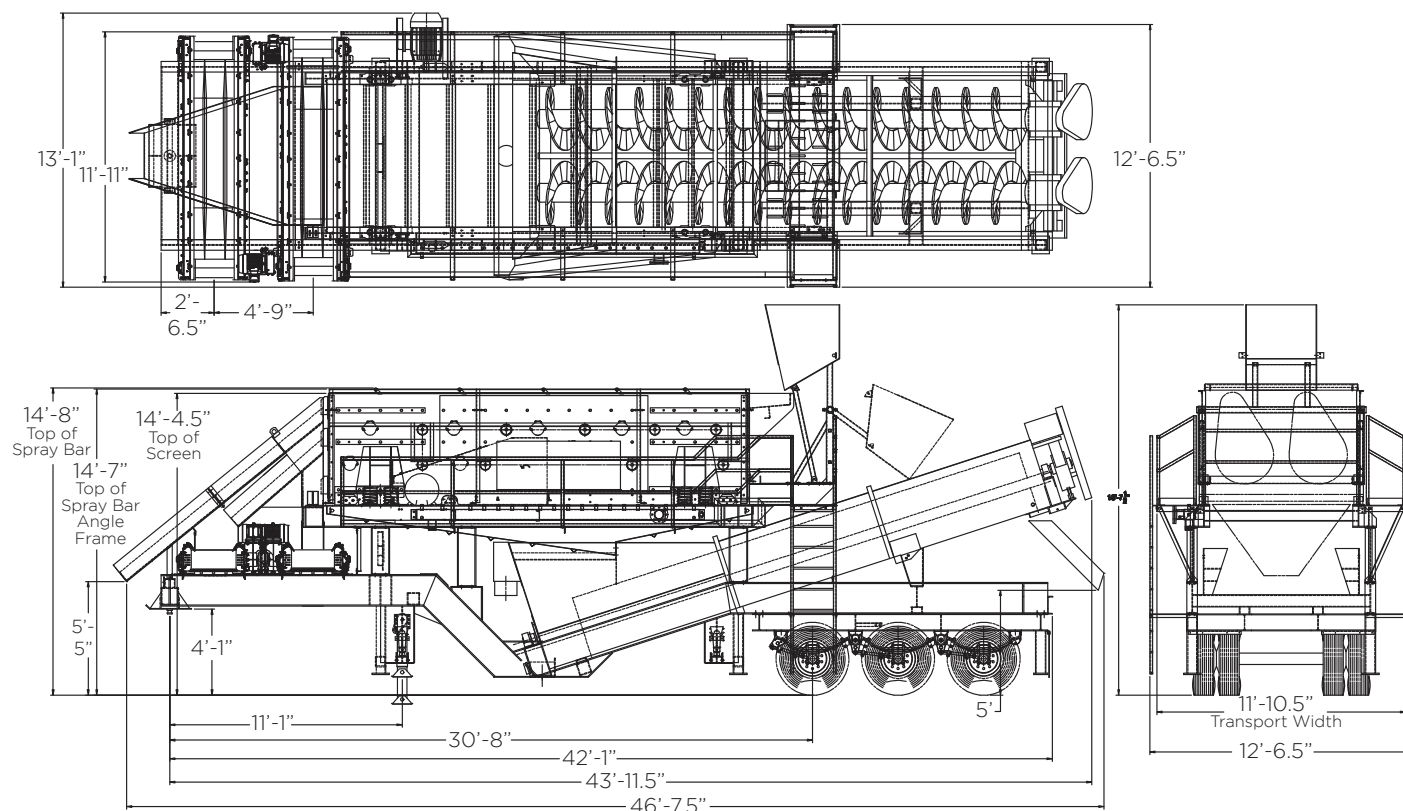
Travel height	14' 8"
Travel width	11' 10-1/2"
Travel length	46' 6"
King pin weight	22,750 lbs
Tri-axle suspension weight	46,000 lbs
Total weight	69,750 lbs

Power Requirements	hp	kW
Screen	40	30
Fine material washer	2 x 15	2 x 11
Cross conveyors	2 x 7.5	2 x 6

Optional Equipment

- Electrical switchgear panel
- Additional starts for off-plant conveyors
- Remote CCM motor controls
- 100' tether for switchgear panel
- Factory installed screen media
- Patented deck deflectors
- Magnetic deck liners
- Tops-2.0 Oil filtration system
- Anti-lock brakes and marker lights
- Oversize 315/80 R22.5 tires

Dimensions





www.terexmps.com/simplicity

Product specifications and prices are subject to change without notice or obligation. The photographs and/or drawings in this document are for illustrative purposes only. Refer to the appropriate Operator's Manual for instructions on the proper use of this equipment.

Failure to follow the appropriate Operator's Manual when using our equipment or failure to act responsibly may result in serious injury or death.

The only warranty applicable to our equipment is the standard written warranty applicable to the particular product and sale, and Terex makes no other warranty, express or implied. Terex, the Terex Crown design, Cedarapids, Canica, Simplicity, Jaques, El-Jay and Rollercone are trademarks of Terex Corporation or its subsidiaries. All rights are reserved. © June 2024

