


**CEDARAPIDS<sup>®</sup>**  
A TEREX BRAND

Vibrating Grizzly Feeder  
**Advantage Series**



A world working better™

 **TEREX<sup>®</sup>** MPS

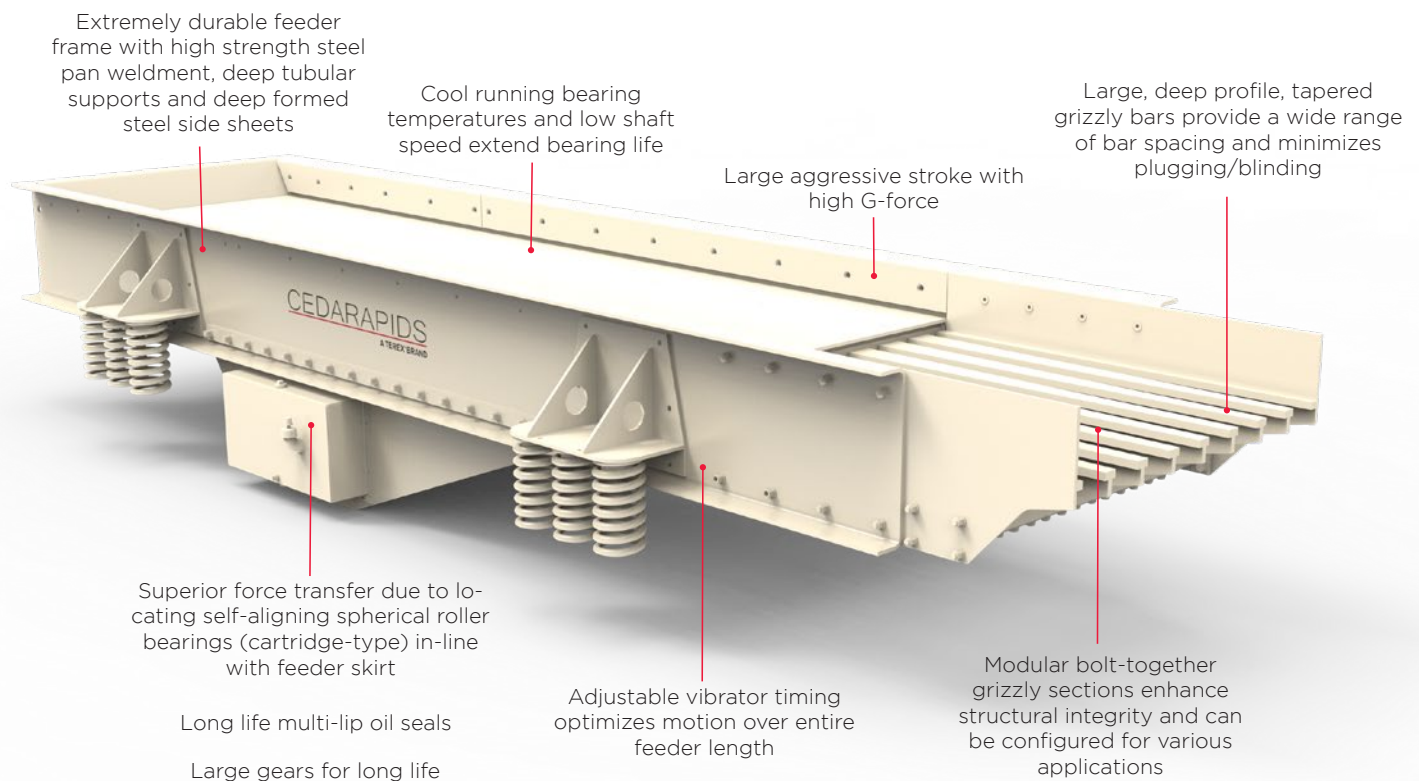
# Cedarapids® Vibratory Equipment

## Advantage Series

The Cedarapids Advantage Series vibrating grizzly feeder (VGF) provides high production and long service life in a wide range of rigorous applications. The feeder design allows for better crushing equipment utilization. The large stroke produces high throughput tonnage with superior material separation at the grizzly. You get the most out of your primary crusher by feeding only what needs to be crushed. Overall operating costs are decreased, strengthening your return on investment.

### Highlights

- Large stroke high agitation motion results in a high capacity feeder with superior grizzly separation
- High strength to weight ratio maximizes stroke and production
- Deep formed sides and tubular pan support matrix maximize structural strength
- High strength AR steel, replaceable feeder pan liner
- Wide bearing center distance with in-line force transfer
- Long life bearings, timing gears and shafts
- Tapered, bolt-in grizzly bars with deep profile



### Rugged Construction

The high strength to weight structural design of the Cedarapids Advantage Series VGF handles both portable and stationary applications. High strength steel in the pan and deep side sheets improves the overall strength of the entire feeder weldment. The rugged feeder can handle the most rigorous shot-rock applications generally reserved for special heavy-duty feeders.

The efficiently designed feeder features outboard coil spring suspension with removable support brackets which makes spring replacement easy.

### Large Stroke Vibrator

A large 5/8" (15.9 mm) stroke and uniform motion over the entire feeder length provides for excellent feeding capability. This adds to the overall efficiency of the feeder by stratifying the bed of material to assure superior separation through the grizzly.

For efficiency, the spherical roller bearings are aligned with the feeder skirt providing direct force transfer from the vibrator shafts to the feeder frame. The oil flow control keeps bearing temperatures cooler and the large gear circumference increases gear life. All of these design features mean long service life and high efficiency.

### Adjustable Grizzly


The adjustable bolt-together grizzly section provides for optimum "fit" between grizzly side sheets and feeder frame. The rear grizzly bar support is bolted directly into the pan support for added strength and rigidity.

The VGF design is available with a 60" (1524 mm) grizzly section in a flat or sloped arrangement. The 20' (6.1 m) long feeders are also available with a 120" (3048 mm) grizzly section in a stepped arrangement.

The grizzly bars are extra deep with an accentuated taper. This deep profile combined with the taper minimizes the occurrence of plugging and blinding. The bolt-in bars allow for a wider range of bar spacing to better match the crusher setting in any given application. They also provide greater control over the separation of fines.

### Portability

Advantage Series feeders can be found on many of the Cedarapids crushing plants, bringing the benefits of the rugged construction, large stroke vibrator and adjustable grizzly to a portable plant.



Model	Motor Size	Width (mm)	Length (mm)	Pan Length (mm)	Bearings	Weight
VGF3514-09	30 hp (22.5 kW)	35" (889)	14' (4267)	9' (2743)	90 mm	8000 lbs (3,629 Kg)
VGF3517-12	30 hp (22.5 kW)	35" (889)	17' (5182)	12' (3658)	90 mm	9000 lbs (4,082 Kg)
VGF4217-12	40 hp (30 kW)	42" (1067)	17' (5182)	12' (3658)	100 mm	10,000 lbs (4,536 Kg)
VGF4220-15	40 hp (30 kW)	42" (1067)	20' (6096)	15' (4572)	100 mm	11,200 lbs (5,080 Kg)
VGF5217-12	40 hp (30 kW)	52" (1321)	17' (5182)	12' (3658)	100 mm	11,200 lbs (5,080 Kg)
VGF5220-15	40 hp (30 kW)	52" (1321)	20' (6096)	15' (4572)	100 mm	12,500 lbs (5,670 Kg)
VGF5224-19	40 hp (30 kW)	52" (1321)	24' (7315)	19' (5791)	100 mm	14,000 lbs (6,350 Kg)

Specifications		
Feeder pan and side liners	1/2"	12 mm
Standard grizzly	5'	1524 mm
Sloped grizzly	5'	1524 mm
Sloped set-back grizzly	5'	1524 mm
Stepped grizzly (20' units)	2 x 5'	2 x 1524 mm
Finger grizzly	2 x 2'-6"	2 x 762 mm
Double-deck screen wire (minimum SCO)	1"	25 mm

Specifications	100 mm bearing	90 mm bearing
Speed Range	500 - 800 rpm	600 - 900 rpm
Horsepower	40 hp (30kW)	30 hp (22.5 kW)

### Standard Features

- Welded steel box
- Bolt-on AR side liners and pan liners
- Tubular reinforced feeder pan
- Outboard front and rear spring mounting
- Spring supports bolted to feeder box
- Vibrator unit huck-bolted to feeder box
- Unbalanced, counter-rotating vibrator unit shafts
- Spherical self-aligning roller bearings
- Adjustable timing gear concentrates vibration at feed end, centrally or discharge end
- Oil-bath lubrication
- Versatile bolt-together grizzly assembly with adjustable bar spacing and angle tip
- Tapered, heavy-duty, abrasion resistant grizzly bars horizontally mounted

Capacity*	TPH	tonnes
35" (889 mm)	250 - 500	226 - 452
42" (1067 mm)	350 - 700	317 - 635
52" (1321 mm)	500 - 1000	453 - 907

\*Note: Approximate capacity through grizzly is 5 tph x square foot of grizzly area x nominal opening. Calculations based on 100 lb/ft<sup>3</sup> material weight.

Example: 42" feeder, 60" grizzly, 4" nominal opening.  
5 tph x 17.5 sq ft grizzly area x 4" nominal opening = 350 tph.

This capacity will vary greatly from shot rock to gravel.

### Optional Equipment

- Sloped grizzly at 8° decline; one 5' (1524 mm) section
- Sloped set-back grizzly at 8° decline; one 5' (1524 mm) section
- Stepped grizzly; two 5' (1524 mm) sections
- Finger grizzly; two 2'6" (762 mm) sections
- For other grizzly bar profiles consult factory
- Double-decked screen attachment with single clamp bar and woven wire screen cloth
- Banded V-belt drive with motor sheave
- Motor pivot base (40hp) with HD rubber torsion element and 3/4" thick steel motor base plate

[www.terexmps.com](http://www.terexmps.com)

Product specifications and prices are subject to change without notice or obligation. The photographs and/or drawings in this document are for illustrative purposes only. Refer to the appropriate Operator's Manual for instructions on the proper use of this equipment.

Failure to follow the appropriate Operator's Manual when using our equipment or failure to act responsibly may result in serious injury or death.

The only warranty applicable to our equipment is the standard written warranty applicable to the particular product and sale, and Terex makes no other warranty, express or implied. Terex, the Terex Crown design, Cedarapids, Canica, Simplicity, Jaques, El-Jay and Rollercone are trademarks of Terex Corporation or its subsidiaries. All rights are reserved. © November 2020

